

5



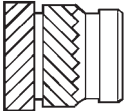
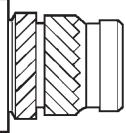
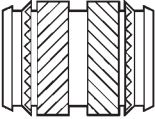
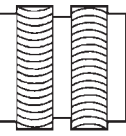
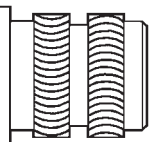
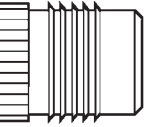
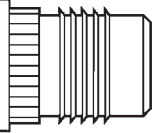
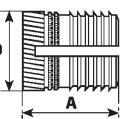
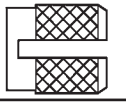
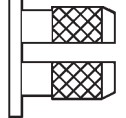
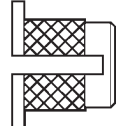
**FISSAGGI PER
MATERIE PLASTICHE
FASTENERS FOR PLASTIC
*EINSÄTZE FÜR KUNSTSTOFF***

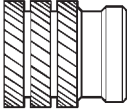
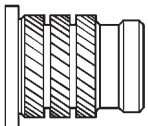

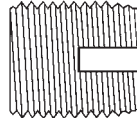
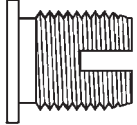
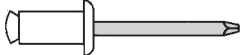


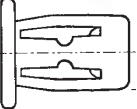


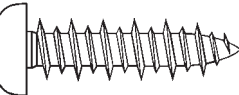
FIXI

INDICE

GENERAL INDEX

INDEX

TIPO TYPE Typ		Pag. Page Seite Nr.
GUIDA ALLA SCELTA DELL'INSERTO INSERT SELECTOR CHART EINSATZ WAHLANLEITUNG		3
	FXSLB	4
	FXHSLB	4
	FXTCB	5
	FXHLB	6
	FXHHLB	6
	FXFLB	7
	FXHFLB	7
	FXPLKB	8
	FXBLB	9
	FXHBLB	9
	FXHBLRB	9

TIPO TYPE Typ		Pag. Page Seite Nr.
	FXSPB	10
	FXHSPB	10
	FXFTCB	11
	FXSCTB	12
	FXHSCTB	12
	FA-TT	13
	AL-SOF-TT/TTO	13 14
	SLOTTED	14
	JACKFIX	15
	RN	15
	FX	16 17 18
	DF	19










GUIDA ALLA SCELTA DELL'INSERTO










INSERT SELECTOR CHART

EINSATZ WAHLANLEITUNG

5

3.16

Caratteristiche del materiale Material Characteristics <i>Werkstoff Eigenschaften</i>	FXSLB	FXTCB	FXHLB	FXFLB	FXPLKB	FXBLB	FXFTCB	FXSPB	FXSCTB
Termoplastici duri Hard Thermoplastics <i>Thermoplaste hart</i> PA - PPS - PBT - PC/ABS									
Termoplastici medi Medium Thermoplastics <i>Thermoplaste mittel - hart</i> ABS - PA - POM - PVC	OK	OK	+/-	OK	OK	NO	OK	NO	OK
Termoplastici teneri Soft Thermoplastics <i>Thermoplaste soft</i> PP - PE - HDPE	OK	OK	NO	OK	OK	NO	OK	NO	OK
Termoplastici amorf Amorphous Thermoplastics <i>Thermoplaste formlos</i> PPO - PC	OK caldo OK heat No ultrasuoni No ultrasonics Ok Wärmeübertragung Nein Ultraschall	OK caldo OK heat No ultrasuoni No ultrasonics Ok Wärmeübertragung Nein Ultraschall	OK	NO	NO	NO	OK	NO	NO
Termoindurenti Thermosetting <i>Duroplaste</i>	NO	NO	NO	NO	NO	OK	OK	OK	+/-
Poliesteri termoindurenti Thermosetting polyester <i>Polyester Duroplaste</i> SMC - DMC - BMC	NO	NO	NO	NO	NO	NO	OK	+/-	+/-
Schiume termoplastiche Foams thermoplastics <i>Thermoplastische Schäume</i>	+/-	+/-	+/-	NO	NO	NO	OK	NO	OK
Schiume termoindurenti Foams thermosetting <i>Duroplastische Schäume</i>	NO	NO	NO	NO	NO	NO	OK	NO	OK

Dati tecnici Performance data <i>Technische Angaben</i>	FXSLB	FXTCB	FXHLB	FXFLB	FXPLKB	FXBLB	FXFTCB	FXSPB	FXSCTB
Trazione Pull-out <i>Zugfestigkeit</i>									
Coppia diretta Direct torque <i>Direkte Drehmoment</i>	OK	OK	OK	+/-	+/-	+/-	OK	OK	NO

INSERTI FILETTATI IN OTTONE TIPO FXSLB

INSERIMENTO A CALDO O ULTRASUONI

THREADED INSERTS IN BRASS FXSLB TYPE
INSTALLATION USING HEAT OR ULTRASONICS

MESSING EINSÄTZE TYP FXSLB

VERARBEITUNGSVERFAHREN: ULTRASCHALL - UND WÄRMEEINBETTUNG

FXSLB e FXHSLB sono inserti in ottone, da utilizzare su materiali termoplastici.

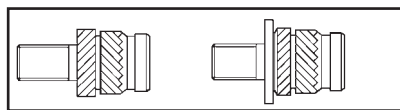
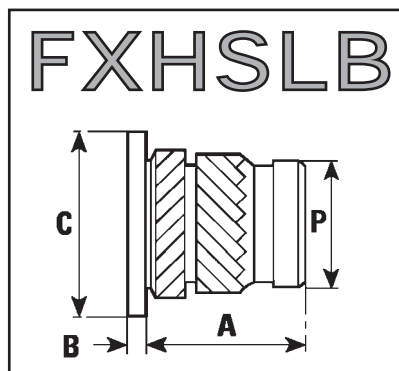
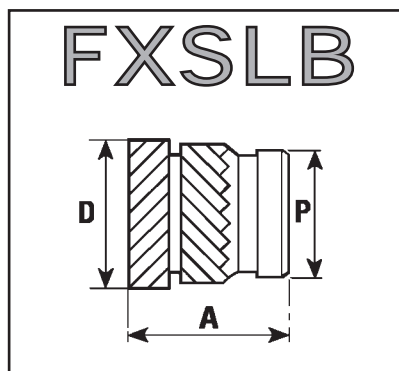
Le godronature invertite ne garantiscono un'ottima tenuta alla trazione ed alla rotazione. Possono anche essere inseriti in costampaggio.

FXSLB and FXHSLB are brass inserts designed for thermoplastics materials.

It features opposed helical knurl bands to provide a combination of high torque and pull out resistance. Can be moulded in.

FXSLB und FXHSLB sind Messing Einsätze für Thermoplastische Werkstoffe.

Die Schräkverzahnte Rändelung sichert eine sehr gute Zug - und Verdrehfestigkeit zu. Kann auch in gegossene Bauteile eingesetzt werden.



VERSIONE PRIGIONIERO A RICHIESTA
STUD VERSION ON REQUEST
GEWINDESTIFT AUSFÜHRUNG AUF
ANFRAGE

Filetto interno Internal Thread Innengewinde	A	B	C	D	P	Ø foro hole Bohrloch - 0,00 + 0,10	Spess. minimo parete Min. wall thickness Min. Wandstärke
M 2	4,0*	0,53	4,8	3,6	3,1	3,2	1,3
M 2,5	5,7*	0,61	5,5	4,6	3,9	4,0	1,6
M 3	4*	0,61	5,5	4,6	3,9	4,0	1,6
M 3	4,8*	0,61	5,5	4,6	3,9	4,0	1,6
M 3	5,7*	0,61	5,5	4,6	3,9	4,0	1,6
M 4	4,8*	0,91	7,1	6,3	5,5	5,6	2,1
M 4	5,8*	0,91	7,1	6,3	5,5	5,6	2,1
M 4	8,1*	0,91	7,1	6,3	5,5	5,6	2,1
M 5	5,8*	1,09	7,9	7,1	6,3	6,4	2,6
M 5	9,5*	1,09	7,9	7,1	6,3	6,4	2,6
M 6	12,7*	1,35	9,5	8,7	7,9	8,0	3,3
M 8	12,7	1,35	11,1	10,2	9,5	9,6	4,5
M 10	12,7	1,60	14,0	12,6	11,8	11,9	6,0
M 12	15,9	2,00	19,0	16,7	15,8	16,0	8,0

- * DISPONIBILI ALTEZZE DIFFERENTI
- * AVAILABLE DIFFERENT LENGTHS
- * VERFÜGBAR IN VERSCHIEDENEN LÄNGEN

INSERTI FILETTATI IN OTTONE TIPO FXTCB

INSERIMENTO A CALDO

THREADED INSERTS IN BRASS FXTCB TYPE

INSTALLATION USING HEAT

MESSING EINSÄTZE TYP FXTCB WÄRMEEINBETTUNG

5

5.16

FXTCB é un inserto filettato in ottone con le stesse caratteristiche di tenuta del FXSLB.

La forma simmetrica permette l'utilizzo durante lo stampaggio della plastica ed è consigliato anche per l'inserimento in automatico.

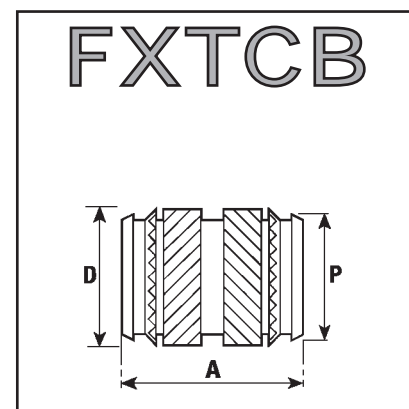
FXTCB is a brass insert with the same performance of FXSLB.

Installation is simplified by the symmetrical nature of the insert, eliminating the need for orientation during automated or hand feeding.

FXHLB und FXHHLB sind Messing Einsätze für die Anwendung auf formlosen, schneide empfindlichen, Thermoplaste Werkstoffen. Besonderheit ist die abgerundete nicht scharfkantige Rändelung.

Kann auch in gegossene Formteile eingesetzt werden.

Filetto interno Internal Thread Innengewinde	A	D	P	Ø foro hole Bohrloch - 0,00 + 0,10	Spess. minimo parete Min. wall thickness Min. Wandstärke
M 2	4,0	3,5	3,1	3,2	1,3
M 2,5	5,7	4,4	3,9	4,0	1,6
M 3	5,7	4,4	3,9	4,0	1,6
M 4	8,1	6,1	5,5	5,6	2,1
M 5	9,5	6,8	6,3	6,4	2,6
M 6	12,7	8,5	7,9	8,0	3,3
M 8	12,7	10,0	9,5	9,6	4,5
M 10	12,7	12,3	11,8	11,9	6,0
M 12	15,9	16,3	15,8	16,0	8,0



INSERIMENTO A CALDO
INSTALLATION USING HEAT
WÄRMEEINBETTUNG

INSERTI FILETTATI IN OTTONE TIPO FXHLB

INSERIMENTO A CALDO

THREADED INSERTS IN BRASS FXHLB TYPE

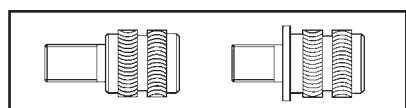
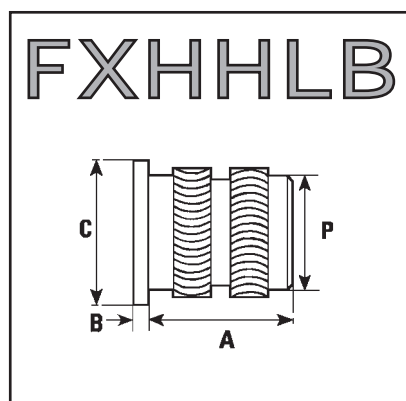
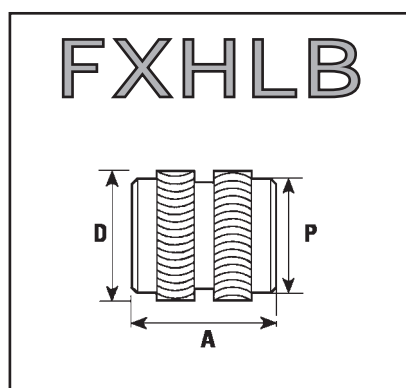
INSTALLATION USING HEAT

MESSING EINSÄTZE TYP FXHLB WÄRMEEINBETTUNG

FXHLB e FXHHLB sono inserti in ottone, per l'installazione su materiali termoplastici amorfi, sensibili all'intaglio. Caratterizzati da zigrinature arrotondate e non taglienti. Possono anche essere inseriti in costampaggio.

FXHLB and FXHHLB are brass inserts used in amorphous thermoplastics often sensitive to notch. Typical are the rounded knurls that doesn't cut the plastic. Can be moulded in.

FXHLB und FXHHLB sind Messing Einsätze für die Anwendung auf formlosen, schneide empfindlichen, Thermoplaste Werkstoffen. Besonderheit ist die abgerundete nicht scharfkantige Rändelung. Kann auch in gegossene Formteile eingesetzt werden.



VERSIONE PRIGIONIERO A RICHIESTA
STUD VERSION ON REQUEST
GEWINDESTIFT AUSFÜHRUNG AUF
ANFRAGE

Filetto interno Internal Thread Innengewinde	A	B	C	D	P	Ø foro hole Bohrloch - 0,00 + 0,10	Spess. minimo parete Min. wall thickness Min. Wandstärke
M 2	3,9	0,51	4,8	3,5	3,1	3,2	1,4
M 2,5	5,8	0,58	5,5	4,4	3,9	4,0	1,8
M 3	5,8	0,58	5,5	4,4	3,9	4,0	1,8
M 4	8,1	0,89	7,1	6,1	5,5	5,6	2,4
M 5	9,5	1,07	7,9	6,9	6,3	6,4	2,8
M 6	12,7	1,32	9,5	8,5	7,9	8,0	3,6
M 8	12,7	1,32	11,1	10,0	9,5	9,6	5

INSERTI FILETTATI IN OTTONE TIPO FXFLB

INSERIMENTO A PRESSIONE

THREADED INSERTS IN BRASS FXFLB TYPE

INSTALLATION BY ACTION PRESS

MESSING EINSÄTZE TYP FXFLB WÄRMEEINBETTUNG

5

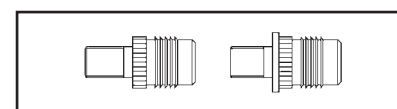
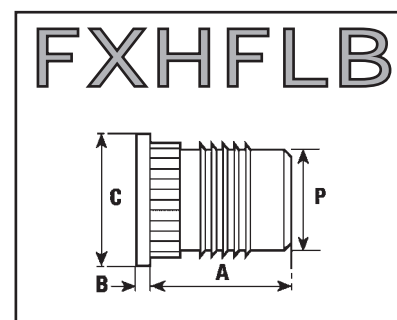
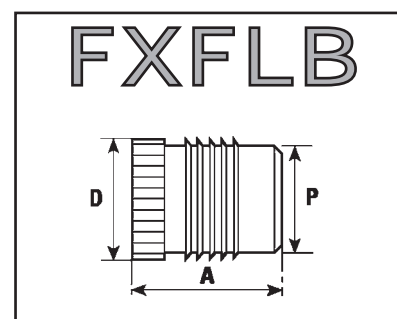
7.16

FXFLB - FXHFLB sono inserti in ottone, da installare a pressione su materiali termoplastici teneri e medi.

FXFLB - FXHFLB are press-in brass inserts which can be installed into soft and medium thermoplastics materials

FXFLB-FXHFLB sind Messing Einsätze zur Einpresseinbettung für weiche und mittlere Thermoplaste Materialien.

Filetto interno Internal Thread Innengewinde	A	B	C	D	P	Ø foro hole Bohrloch - 0,00 + 0,10	Spess. minimo parete Min. wall thickness Min. Wandstärke
M 2	4,0	0,45	4,8	3,7	3,1	3,2	1,6
M 2,5	4,8	0,58	5,5	4,5	3,9	4,0	2,0
M 3	4,8	0,58	5,5	4,5	3,9	4,0	2,0
M 4	7,9	0,89	7,1	6,1	5,5	5,6	2,8
M 5	9,5	1,07	7,9	7,0	6,3	6,4	3,2
M 6	12,7	1,32	9,5	8,6	7,9	8,0	4,0
M 8	12,7	1,32	11,1	10,2	9,5	9,6	4,8



VERSIONE PRIGIONIERO A RICHIESTA
STUD VERSION ON REQUEST
GEWINDESTIFT AUSFÜHRUNG AUF
ANFRAGE

INSERTI FILETTATI IN OTTONE TIPO FXPLKB

INSERIMENTO A PRESSIONE

THREADED INSERTS IN BRASS FXPLKB TYPE

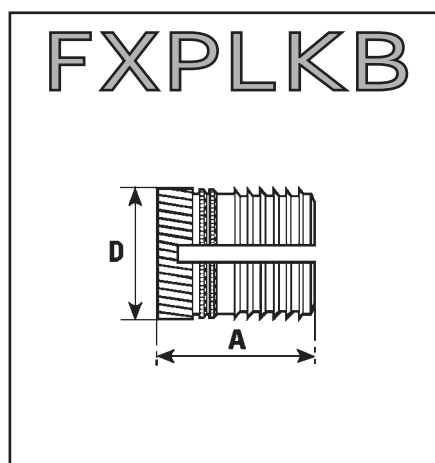
INSTALLATION BY ACTION PRESS

MESSING EINSÄTZE TYP FXPLKB EINPRESSEINBETTUNG

FXPLKB é un inserto in ottone, per l'installazione rapida su materiali termoplastici teneri e medi. Dopo l'inserimento ha un leggero effetto autofrenante sulla vite.

FXPLKB is a press-in expansion brass insert, used in soft and medium thermoplastics. After installation it's a little bit self locking.

FXPLKB ist ein Messing Einsatz für eine schnelle Einbettung auf soft und mittel-harten Thermoplaste. Nach dem Einsatz entsteht eine leichte Schrauben Sicherungswirkung



Filetto interno Internal Thread Innengewinde	A	D	Ø foro hole Bohrloch - 0,00 + 0,10	Spess. minimo parete Min. wall thickness Min. Wandstärke
M 2	4,0	3,5	3,2	1,6
M 2,5	5,8*	4,4	4,0	2,0
M 3	5,8*	4,4	4,0	2,0
M 4	8,2*	6,1	5,6	2,8
M 5	9,5*	6,8	6,4	3,2
M 6	12,7*	8,5	8,0	4,0
M 8	12,7	10,0	9,6	4,8

- * DISPONIBILI ALTEZZE RIDOTTE
- * AVAILABLE SHORTER LENGTHS
- * VERFÜGBAR IN VERSCHIEDENEN LÄNGEN

INSERTI FILETTATI IN OTTONE TIPO FXBLB

INSERIMENTO A PRESSIONE

THREADED INSERTS IN BRASS FXBLB TYPE

INSTALLATION BY ACTION PRESS

MESSING EINSÄTZE TYP FXBLB EINPRESSEINBETTUNG

5

9.16

FXBLB - FXHBLB - FXHBLRB sono inserti in ottone ad inserimento a pressione con tenuta ad espansione. Ideale per termoindurenti.

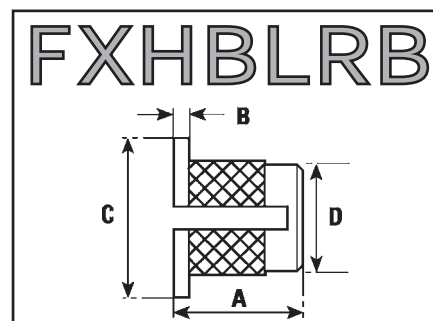
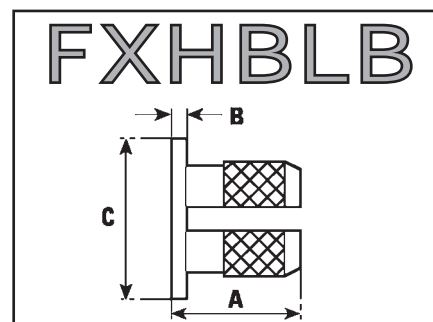
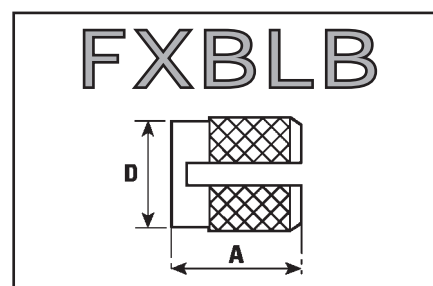
Dopo l'inserimento ha un leggero effetto autofrenante sulla vite.

FXBLB - FXHBLB - FXHBLRB are press-in expansion brass inserts used in hard thermosetting plastics. after installation it's a little bit self locking.

FXBLB-FXHBLB-FXHBLRB sind Messing Einsätze zum Einpressen mit Expansionsfestigkeit. Ideal für Duroplaste.

Nach dem Einsatz entsteht eine leichte Schrauben Sicherungswirkung

Filetto interno Internal Thread Innengewinde	A	B	C	D	Ø foro hole Bohrloch - 0,00 + 0,10	Spess. minimo parete Min. wall thickness Min. Wandstärke
M 2	3,9	0,43	4,8	3,2	3,2	2,4
M 2,5	4,7	0,51	5,5	4,0	4,0	3,2
M 3	4,7	0,51	5,5	4,0	4,0	3,2
M 4	7,9	0,82	7,1	5,5	5,6	4,0
M 5	9,4	0,99	7,9	6,3	6,4	4,8
M 6	12,6	1,25	9,5	7,9	8,0	6,0
M 8	12,6	1,25	11,1	9,5	9,6	7,0



INSERTI FILETTATI IN OTTONE TIPO FXSPB

INSERIMENTO A PRESSIONE

THREADED INSERTS IN BRASS FXSPB TYPE

INSTALLATION BY ACTION PRESS

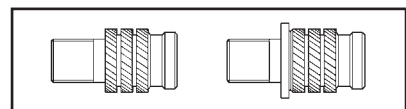
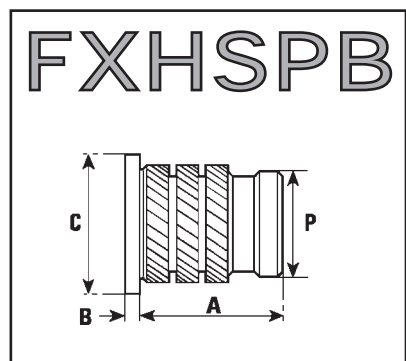
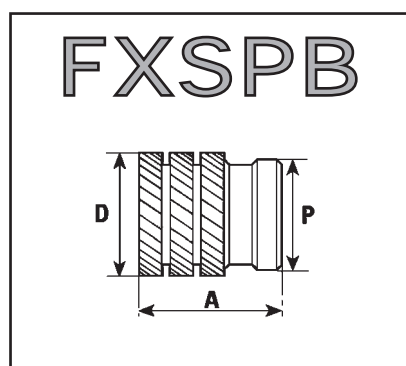
MESSING EINSÄTZE TYP FXSPB EINPRESSEINBETTUNG

FXSPB - FXHSPB sono inserti in ottone, studiati per l'utilizzo nei termoindurenti.
Le zigrinature permettono una grande resistenza alla torsione.

FXSPB - FXHSPB are press-in brass inserts ideal for thermosetting materials.
High torque resistance.

FXSPB-FXHSPB sind Messing Einsätze, entwickelt für Duroplaste.

Die Rändelung bzw Verzahnung sichert einen hohen Verdreh Widerstand zu.



VERSIONE PRIGIONIERO A RICHIESTA
STUD VERSION ON REQUEST
GEWINDESTIFT AUSFÜHRUNG AUF
ANFRAGE

Filetto interno Internal Thread Innengewinde	A	B	C	D	P	Ø foro hole Bohrloch - 0,00 + 0,10	Spess. minimo parete Min. wall thickness Min. Wandstärke
M 2	4,1	0,51	4,8	3,3	3	3,1	1,6
M 2,5	5,3	0,58	5,5	4,2	3,7	3,8	2,0
M 3	5,3	0,58	5,5	4,2	3,7	3,8	2,0
M 4	7,4	0,89	7,1	5,8	5,3	5,4	2,5
M 5	8,3	1,07	7,9	6,6	6,1	6,2	2,5
M 6	9,2	1,32	9,5	8,2	7,7	7,8	2,8
M 8	9,2	1,32	11,1	9,7	9,3	9,3	3,8
M 10	9,2	1,32	14,0	12,7	12,2	12,3	5,0

INSERTI FILETTATI IN OTTONE CIECHI TIPO FXFTCB

INSERIMENTO COSTAMPAGGIO

BLIND ENDED THEREADED BRASS INSERTS FXFTCB TYPE

MOULD-IN INSTALLATION

EINSÄTZE AUS MESSING GESCHLOSSEN. TYP FXFTCB

FÜR GEGOSSENE BAUTEILE

5

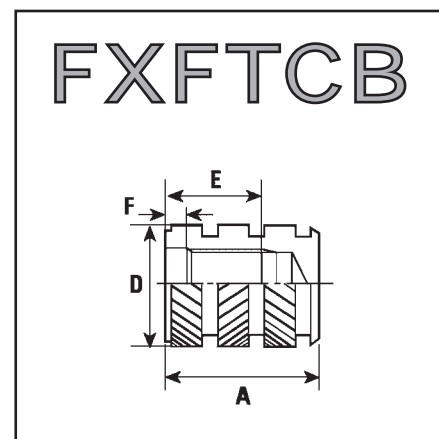
11.16

FXFTCB é un inserto in ottone, cieco studiato per il costampaggio.

FXFTCB is a blind ended threaded brass insert ideal for mould in.

FXFTCB ist ein Messing Einsatz, geschlossene Ausführung, gesondert für gegossene Bauteile entwickelt

Filetto interno Internal Thread Innengewinde	A *	D	E min.	F
* M 2	5,5	3,4	3,6	1,0
* M 2,5	6,4	4,3	4,0	1,2
M 3	7,3	4,7	4,6	1,3
M 4	10,2	6,3	6,7	1,8
M 5	11,2	7,3	7,4	2,0
M 6	14,4	9,8	8,1	2,0
M 8	16,5	11,4	11,1	2,3
M 10	17,9	13,8	11,9	2,4



* DISPONIBILE SOLO SU RICHIESTA
AVAILABLE ONLY UPON REQUEST
AUF ANFRAGE LIEFERBAR

* ALTEZZE SPECIALI SU RICHIESTA

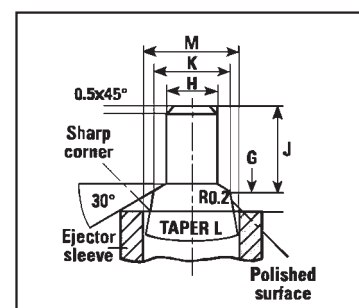
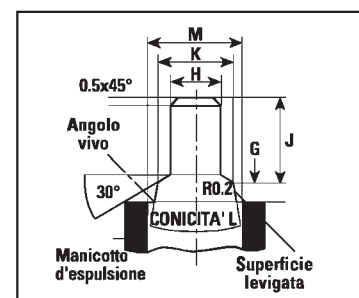
* AVAILABLE SPECIAL LENGTHS

* SONDERLÄNGEN AUF ANFRAGE VERFÜGBAR

SPINA DI RIFERIMENTO SULLO STAMPO

LOCATING PIN / EINSpanNSTIFTE

Filetto interno Internal Thread Innengewinde	G -020 +040 mm	H -025 +000 mm	J -100 +100 mm	K -0125 +0125 mm	L inclusi gradi inclusive degrees inkl Versenkung	M mm
M 2	0,80	1,55	2,65	2,300	6	3,00
M 2,5	0,90	2,00	3,00	2,800	5	3,50
M 3	1,05	2,45	3,40	3,125	4,5	4,00
M 4	1,55	3,25	5,00	4,425	4,5	5,40
M 5	1,70	4,15	5,55	5,125	5	6,00
M 6	1,80	4,95	6,15	6,500	5,5	8,00
M 8	2,00	6,70	9,00	8,500	6	10,00
M 10	2,10	8,40	9,70	10,500	6	12,00



BUSSOLE AUTOFILETTANTI TIPO FXSCTB

INSERIMENTO CON UTENSILE MANUALE O UTENSILE A MACCHINA

THREADED INSERTS SELF-TAPPING FXSCTB TYPE

INSTALLATION WITH HAND TOOL OR TAPPING MACHINE

SELBSTSCHNEIDENDE BUCHSEN TYP FXSCTB

EINSATZ DURCH MANUELLES WERKZEUG ODER DURCH

GEWINDEBOHRMASCHINE

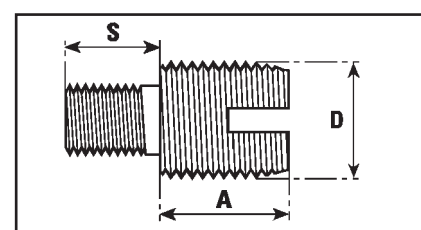
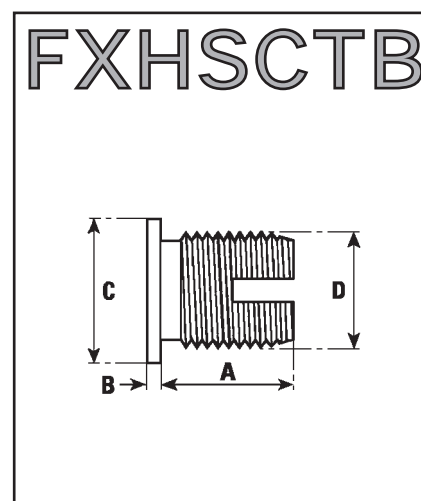
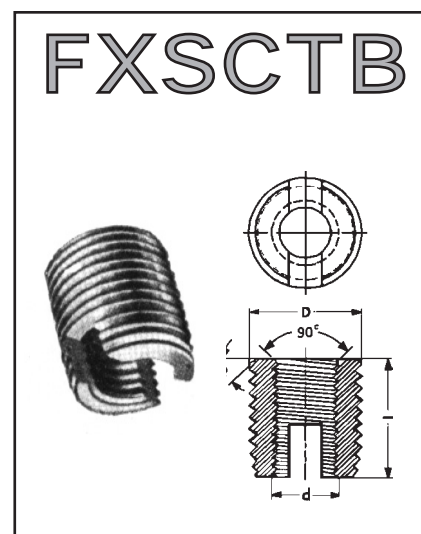
Le bussole autofilettanti FXSCTB e FXHSCTB vengono avvitate sia su termoplastici sia su termoindurenti. E' ottima la loro tenuta al taglio ed alla trazione.
Disponibili in ottone, in acciaio temprato ed in inox.

FXSCTB and FXHSCTB are self tapping inserts suitable for thermoplastics and thermosetting materials. High pull-out resistance. Available in brass, steel hardened or stainless steel.

Die selbstschneidende Buchsen FXSCTB und FXHSCTB werden verschraubt in Duroplaste wie auch in Thermoplaste. Sehr hohe Zug - und Scherfestigkeit. Verfügbar in Messing, Stahl Einsatzgehärtet und Edelstahl.

FILETTO INTERNO Internal Thread Innengewinde	d Filetto int. Internal Thread Innengewinde	D Filetto est. External Thread Innengewinde	Ø indicativi di foratura* Rec. hole size Richtwerte für Aufnahme Loch	Profondità min. del foro Min. depth hole min Bohrlochtiefe	L	B	C
M 2,5	2,5 x 0,45	4,5 x 0,5	4,0 - 4,3	8,0	6,0	0,58	6,0
M 3	3,0 x 0,5	5,0 x 0,5	4,5 - 4,8	8,0	6,0	0,58	6,5
M 4	4,0 x 0,7	6,5 x 0,75	5,8 - 6,2	10,0	8,0	0,89	8,0
M 5	5,0 x 0,8	8,0 x 1,0	7,1 - 7,6	13,0	10,0	1,06	9,5
M 6A	6,0 x 1,0	9,0 x 1,0	8,1 - 8,6	15,0	12,0	1,32	12,5
M 6	6,0 x 1,0	10,0 x 1,5	8,6 - 9,4	17,0	14,0	1,32	14,0
M 8	8,0 x 1,25	12,0 x 1,50	10,6 - 11,4	18,0	15,0	1,57	16,0
M 10	10,0 x 1,5	14,0 x 1,5	12,6 - 13,4	22,0	18,0	1,57	18,0
M 12	12,0 x 1,75	16,0 x 1,5	14,6 - 15,4	26,0	22,0	-	-
M 14	14,0 x 2,0	18,0 x 1,5	16,6 - 17,4	28,0	24,0	-	-
M 16	16,0 x 2,0	20,0 x 1,5	18,6 - 19,4	27,0	22,0	-	-

- * LA SCELTA DEL Ø DI FORATURA DIPENDE DALLA DUREZZA DEL MATERIALE DI BASE.
- * HOLE DIAMETER WILL VARY WITH THE TYPE OF PLASTIC MATERIAL USED.
- * AUFNAHMELOCH ABHÄNGIG VON DER HÄRTE DES KUNSTOFF FORMTEILS



VERSIONE PRIGIONIERO A RICHIESTA
STUD VERSION ON REQUEST
GEWINDESTIFT AUSFÜHRUNG AUF ANFRAGE

RIVETTI PER MATERIE PLASTICHE

BLIND RIVETS FOR PLASTIC

SPREIZBLINDNIETE

5

13.16

FA - TT

TESTA TONDA
DOME HEAD
FLACHKOPF

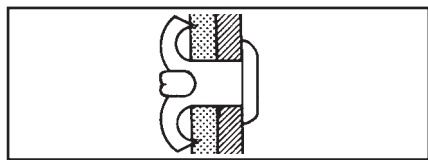
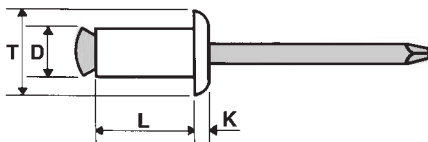
boccola / body / Hülse

Alluminio / Aluminium / Aluminium

mandrino / mandrel / Dorn

Acciaio zincato / Steel zinc plated /

Stahl vz



D	L	T	K	Ø foro/hole		CODICE code		
3,2	8	6	0,8	3,5	0,5 - 1	FA3208TT FA3210TT FA3212TT	700 N	765 N
	10				1 - 3			
	12				3 - 5			
4,0	10	8	1,2	4,3	1,5 - 5	FA4010TT FA4012TT FA4016TT FA4020TT FA4024TT FA4030TT	1150 N	1260 N
	12				3 - 6			
	16				6 - 10			
	20				10 - 14			
	24				14 - 18			
	24				14 - 18			
	30				18 - 24			
4,8	10	10	1,3	5,2	0,5 - 4	FA4810TT FA4812TT FA4814TT FA4816TT FA4820TT FA4824TT FA4830TT FA4835TT FA4840TT FA4845TT FA4850TT	1800 N	1600 N
	12				2 - 6			
	14				4 - 8			
	16				5 - 10			
	20				10 - 14			
	24				14 - 18			
	30				18 - 22			
	35				22 - 27			
	40				27 - 32			
	45				32 - 37			
	45				32 - 37			
	50				37 - 42			

AL-SOF - TT

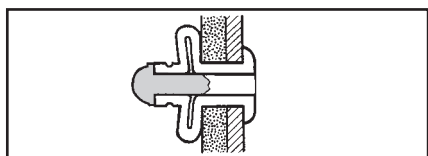
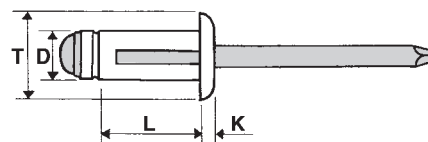
TESTA TONDA
DOME HEAD
FLACHKOPF

boccola / body / Hülse

Alluminio / Aluminium / Aluminium





mandrino / mandrel / Dorn

Alluminio / Aluminium / Aluminium



D	L	T	K	Ø foro/hole		CODICE code		
4,0	13,6	8	1,4	4,3	1 - 3	ALSOFF4014TT ALSOFF4019TT	800 N	500 N
	18,8				3 - 7			
4,8	15,3	9,6	1,6	5,1	1 - 3	ALSOFF4815TT ALSOFF4821TT ALSOFF4825TT	1100 N	900 N
	20,5				3 - 9			
	24,5				5 - 12			

RIVETTI PER MATERIE PLASTICHE BLIND RIVETS FOR PLASTIC SPREIZBLINDNIETE

D	L	T	K	Ø foro/hole		CODICE code		
5,2	17,5	11,7	2,2	5,3		0,5 - 4,8	3200	2000
	22,2					4,8 - 9,5		
	25,4					7,9 - 12,7		
	28,6					11,1 - 15,9		
	31,8					14,3 - 19,1		
						ALSO5218TTO		
						ALSO5222TTO		
						ALSO5225TTO		
						ALSO5229TTO		
						ALSO5232TTO		

AL-SOF - TTO

**TESTA TONDA
DOME HEAD
FLACHKOPF**

boccola / body / Hülse

Alluminio / Aluminium / Aluminium

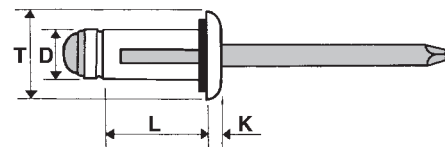
mandrino / mandrel / Dorn

Alluminio / Aluminium / Aluminium


La rondella in neoprene garantisce la tenuta stagna

Good seal thanks to neoprene washer

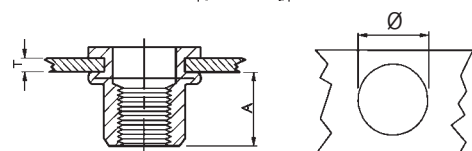
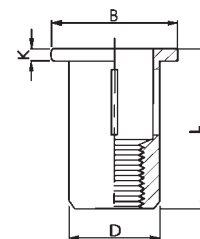
Mit Neopren Unterkopf Dichtung



INSERTI FILETTATI SPECIALI SPECIAL THREADED INSERTS SONDERANFERTIGUNGEN

	CODICE CODE	T Spess. Serr. Grip range	A	Ø foro hole	D	B	K	L
M4	85ACSLOTTEDM04	0,5 - 4,5	9.6	7.5	7.4	12.7	1.0	22.0
M6	85ACSLOTTEDM06	0,5 - 7.0	12.5	8.8	8.7	16.0	1.5	27.0
M8	85ACSLOTTEDM08	1.0 - 7.0	14.3	11.1	11.0	19.0	1.6	30.5

SLOTTED



INSERTI FILETTATI SPECIALI

SPECIAL THREADED INSERTS

SONDERANFERTIGUNGEN

INSERTS FILETES SPÉCIAUX

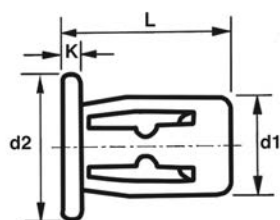
5


15.16

JACKFIX

TESTA TONDA

FLAT HEAD
FLACHKOPF
TÊTE CYLINDRIQUE

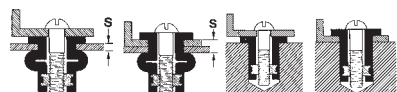
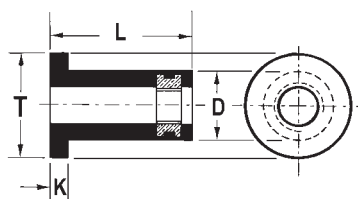





CODICE CODE		Spess. Serr. Grip range	d1	Ø foro/hole	d2	K	L
JF 4 C	M4	0,4 - 4,7	8,1	8,2	11,9	1,8	16,6
JF 4 L		4,7 - 9,5					21,4
JF 5 C	M5	0,4 - 4,7	9,7	9,8	13,5	1,8	18,2
JF 5 L		4,7 - 9,5					22,6
JF 6 C	M6	0,4 - 4,7	11,2	11,3	15,9	1,8	18,6
JF 6 M		4,7 - 9,5					23,4
JF 6 L		9,5 - 12,7					27,8

RN

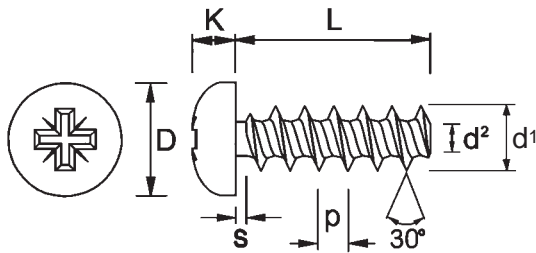
NEOPRENE / OTTONE

NEOPRENE / BRASS
NEOPREN / MESSING
NÉOPRÈNE / LAITON



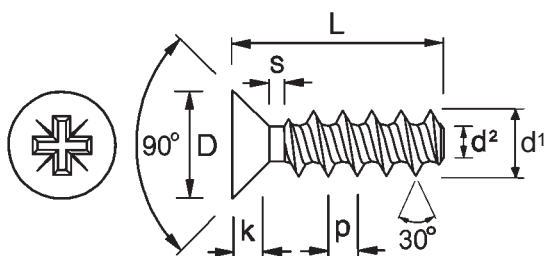
CODICE CODE		S	D +0,07 - 0,1	 +0,1 -0	T +/- 0,3	K +/- 0,15	L	 Nm
RN 314	M3	0,4 - 4	7,9	8 - 8,3	11	1,4	12,6	0,36
RN 414	M4	0,4 - 4	7,9	8 - 8,3	11	1,4	12,6	0,35
RN 515 RN 527 RN 541	M5	0,4 - 4,9	9,6	9,7 - 9,9	12,7	0,9	14,1	0,54
		7,9 - 16			14	1,3	26,1	0,35
		20,5 - 30			14	1,3	39,8	1,14
RN 617 RN 626 RN 628	M6	0,4 - 2,8	12,7	12,8 - 13	16	1,3	16	1,13
		0,8 - 4,7			17,5	4,7	21,1	1,69
		6,4 - 11,5			16,3	1,3	26,7	1,13
RN 822 RN 834 RN 852	M8	0,4 - 4,0	15,9	16,0 - 16,2	22,1	3,2	18,3	2,82
		3,9 - 9,5	15,9		22,1	5,7	27,9	
		19,5 - 32,0	18,0		20	1,6	50	

VITI IN PLASTICA TIPO FXTC+ SCREWS FOR PLASTIC FXTC+ TYPE SCHRAUBEN FÜR KUNSTSTOFF TYP FXTC+



Misura / Size d1	2.2	2.5	3.0	3.5	4.0	5.0	6.0
d2 nom.	1.25	1.40	1.66	1.91	2.17	2.68	3.19
p	0.98	1.12	1.34	1.57	1.79	2.24	2.69
s (L > 3 x d1)	2.2	2.5	3.0	3.5	4.0	5.0	6.0
s (L > 3 x d1)	1.1	1.3	1.5	1.8	2.0	2.5	3.0
Foro consigliato / Recomendado / Hole size	1.54 - 1.87	1.75 - 2.12	2.10 - 2.55	2.45 - 2.97	2.80 - 3.40	3.50 - 4.25	4.20 - 5.10
D	3.9	4.4	5.3	6.1	7.0	8.8	10.5
K	1.5	1.7	2.0	2.5	2.7	3.4	4.0
Impronta / Recess No.	1	1	1	2	2	2	3

VITI IN PLASTICA TIPO FXTS+ SCREWS FOR PLASTIC FXTS+ TYPE SCHRAUBEN FÜR KUNSTSTOFF TYP FXTS+

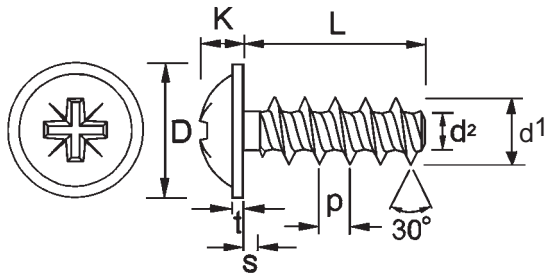


Misura / Size d1	2.2	2.5	3.0	3.5	4.0	5.0	6.0
d2 nom.	1.25	1.40	1.66	1.91	2.17	2.68	3.19
p	0.98	1.12	1.34	1.57	1.79	2.24	2.69
s (L > 3 x d1)	2.2	2.5	3.0	3.5	4.0	5.0	6.0
s (L > 3 x d1)	1.1	1.3	1.5	1.8	2.0	2.5	3.0
Foro consigliato / Recomendado / Hole size	1.54 - 1.87	1.75 - 2.12	2.10 - 2.55	2.45 - 2.97	2.80 - 3.40	3.50 - 4.25	4.20 - 5.10
D	3.8	4.7	5.5	7.3	8.4	9.3	11.3
K	1.30	1.75	2.05	2.80	3.25	3.40	3.80
Impronta / Recess No.	1	1	1	2	2	2	3

VITI IN PLASTICA TIPO FXTCF+

SCREWS FOR PLASTIC FXTCF+ TYPE

SCHRAUBEN FÜR KUNSTSTOFF TYP FXTCF+

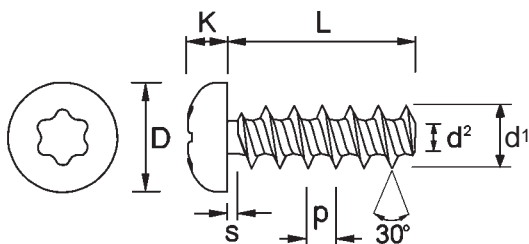


Misura / Size d1	2.2	2.5	3.0	3.5	4.0	5.0	6.0
d2 nom.	1.25	1.40	1.66	1.91	2.17	2.68	3.19
p	0.98	1.12	1.34	1.57	1.79	2.24	2.69
s (L > 3 x d1)	2.2	2.5	3.0	3.5	4.0	5.0	6.0
s (L > 3 x d1)	1.1	1.3	1.5	1.8	2.0	2.5	3.0
Foro consigliato / Recommended / Hole size	1.54 - 1.87	1.75 - 2.12	2.10 - 2.55	2.45 - 2.97	2.80 - 3.40	3.50 - 4.25	4.20 - 5.10
D	4.4	5.0	6.0	7.0	8.0	10.0	12.0
K	1.6	1.8	2.1	2.4	2.5	3.2	4.0
t	0.5	0.6	0.7	0.8	0.9	1.1	1.3
Impronta / Recess No.	1	1	1	2	2	2	3

VITI IN PLASTICA TIPO FXTCTX

SCREWS FOR PLASTIC FXTCTX TYPE

SCHRAUBEN FÜR KUNSTSTOFF TYP FXTCTX

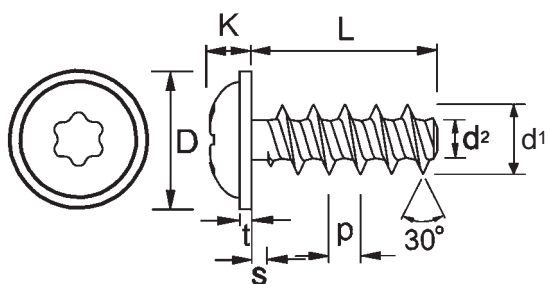


Misura / Size d1	1.5	2.2	2.5	3.0	3.5	4.0	5.0	6.0
d2 nom.	1.04	1.25	1.40	1.66	1.91	2.17	2.68	3.19
p	0.80	0.98	1.12	1.34	1.57	1.79	2.24	2.69
s (L > 3 x d1)	1.8	2.2	2.5	3.0	3.5	4.0	5.0	6.0
s (L > 3 x d1)	0.9	1.1	1.3	1.6	1.8	2.0	2.5	3.0
Foro consigliato / Recommended / Hole size	1.26 - 1.53	1.54 - 1.87	1.75 - 2.12	2.10 - 2.55	2.45 - 2.97	2.80 - 3.40	3.50 - 4.25	4.20 - 5.10
D	3.6	4.0	4.2	5.6	6.9	7.5	8.2	10.8
K	1.3	1.5	1.6	2.1	2.3	2.6	2.9	3.8
Impronta / Recess No.	T6	T6	T7 / T8	T10	T10	T20	T20	T23 / T25

VITI IN PLASTICA TIPO FX

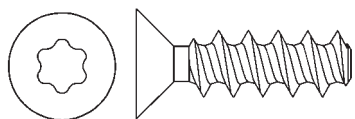
SCREWS FOR PLASTIC FX TYPE

SCHRAUBEN FÜR KUNSTSTOFF TYP FX

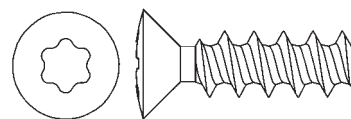


Misura / Size d1	2.2	2.5	3.0	3.5	4.0	5.0	6.0
d2 nom.	1.25	1.40	1.66	1.91	2.17	2.68	3.19
p	0.98	1.12	1.34	1.57	1.79	2.24	2.69
s (L > 3 x d1)	2.2	2.5	3.0	3.5	4.0	5.0	6.0
s (L > 3 x d1)	1.1	1.3	1.5	1.8	2.0	2.5	3.0
Foro consigliato / Recommended / Hole size	1.54 - 1.87	1.75 - 2.12	2.10 - 2.55	2.45 - 2.97	2.80 - 3.40	3.50 - 4.25	4.20 - 5.10
D	4.5	5.0	6.0	7.0	8.0	10.0	12.0
K	1.4	1.5	2.1	2.4	2.5	3.2	4.0
t	0.5	0.5	0.6	0	0.8	1.0	1.2
Impronta / Recess No.	T6	T6 / T7	T10	T10	T20	T20	T23 / T25

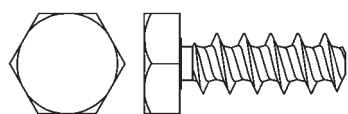
A RICHIESTA / ON DEMAND



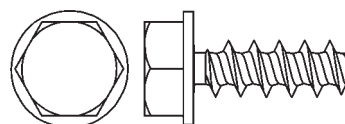
FXTSTX



FXTSCTX



FXTE



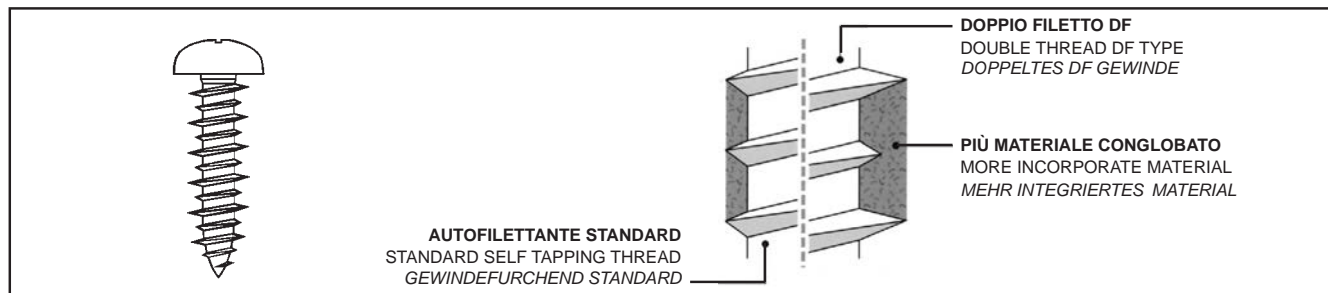
FXFEF

VITI PER PLASTICA TIPO DF

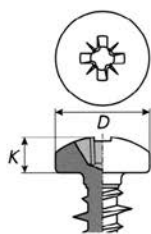
SCREWS FOR PLASTICS DF TYPE / SCHRAUBEN FÜR KUNSTSTOFF TYP DF

5

19.16



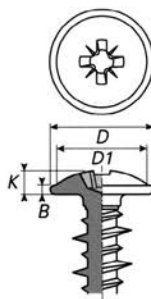
Diametro nominale / Normal diameter	3,0	3,5	4,0	4,5	5,0	5,5	6,0	7,0
PZ / PH	1	1	2	2	2	2	3	3
TX	8	10	15	15	20	25	25	30
Lung. Max / Max Length	20	25	30	30	35	40	45	50
Foro / Hole	2,1 - 2,7	2,45 - 3,5	2,8 - 3,6	3,15 - 4,05	3,5 - 4,5	3,85 - 4,85	4,2 - 5,4	4,9 - 6,3



TESTA CILINDRICA / TIPO - TYPE - TYP DFTC+

PAN HEAD / ZYLINDERKOPF

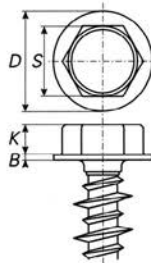
D	max	4.90	5.60	6.90	7.50	8.20	9.50	10.80	12.50
	min	4.60	5.30	6.54	7.14	7.84	9.14	10.37	12.07
K	max	2.00	2.20	2.60	2.80	3.05	3.55	3.95	4.55
	min	1.75	1.95	2.35	2.55	2.75	3.25	3.65	4.25



TESTA TONDA CON FLANGIA / TIPO - TYPE - TYP DFTCF+

FLANGEHEAD / FLACHKOPF MIT BUND

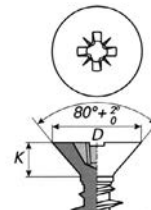
D	max	6.60	7.40	8.80	9.50	10.30	11.50	13.00	15.00
	min	6.24	7.04	8.44	9.14	9.87	11.07	12.57	14.57
D1	max	4.90	5.60	6.90	7.50	8.20	9.50	10.80	12.50
	min	4.60	5.30	6.54	7.14	7.84	9.14	10.37	12.07
K	max	2.00	2.20	2.60	2.80	3.05	3.55	3.95	4.55
	min	1.75	1.95	2.35	2.55	2.75	3.25	3.65	4.25
B	max	0.72	0.82	0.92	1.02	1.12	1.22	1.32	1.52
	min	0.47	0.57	0.67	0.77	0.87	0.97	1.07	1.27



TESTA ESAGONALE CON FLANGIA / TIPO - TYPE - TYP DFTEF

EXAGON FLANGE HEAD / SECHSKANT MIT BUND

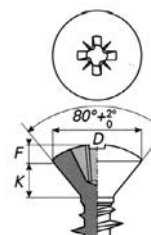
S	max	-	5.00	5.50	7.00	7.00	8.00	8.00	10.00
	min	-	4.82	5.32	6.78	6.78	7.78	7.78	9.78
D	max	-	6.50	7.21	9.18	9.73	10.61	11.08	13.66
	min	-	6.02	6.61	8.46	9.01	9.85	10.20	12.80
K	max	-	1.87	2.67	2.67	3.17	3.42	4.45	5.25
	min	-	1.62	2.42	2.42	2.92	3.12	4.15	4.95
B	max	-	0.50	0.54	0.80	0.78	0.78	0.99	1.33
	min	-	0.28	0.32	0.47	0.48	0.48	0.55	0.79



TESTA SVASATA PIANA / TIPO - TYPE - TYP DFTS+

COUNTERSUNK HEAD / SENKKOPF


D	max	4.90	5.50	6.80	7.50	8.10	9.50	10.80	12.40
	min	4.60	5.20	6.44	7.14	7.74	9.14	10.37	11.97
K		1.5	1.7	2.1	2.3	2.5	3.0	3.4	3.8



TESTA SVASATA A CALOTTA / TIPO - TYPE - TYP DFTSC+

FAISED COUNTERSUNK HEAD / LINSEN SENKKOPF

D	max	4.90	5.50	6.80	7.50	8.10	9.50	10.80	12.40
	min	4.60	5.20	6.44	7.14	7.74	9.14	10.37	11.97
K		1.5	1.7	2.1	2.3	2.5	3.0	3.4	3.8
F		0.6	0.9	1.2	1.3	1.4	1.5	1.7	2.0



FIXI®

SISTEMI DI FISSAGGIO MECCANICI

Via Bellardi, 40/A - 10146 Torino (Italy) - Tel. 0039 011.7072398 / 7070877 - Fax 0039 011.7072521
E-mail: fissaggi@fixi.it - www.fixi.it

FIXI® vpl

VALLE D'AOSTA - PIEMONTE - LIGURIA

Via Valgioie, 94 - 10146 Torino Italy
Tel. 0039 011.0882009 - Fax 0039 011.0882012
E-mail: info@fixivpl.it - www.fixi.it

FIXI® FL

LOMBARDIA

Via Delle Gallarane, 10/12 - 22046 Merone (CO) Italy
Tel. 0039 031.3333486 - Fax 0039 031.3339064
E-mail: info@fixilombardia.it - www.fixi.it

FIXI® 3v

TRE VENEZIE

Via Keplero, 4G/H - Z.I. di Tognana - 35028 Piove di Sacco (PD) Italy
Tel. 0039 049.8079285 - Fax 0039 049.8087725
E-mail: trevenezie@fixitrevenezie.it - www.fixi.it

FIXI® csi

CENTRO SUD ITALIA

Via Roma, 10 - Fr. Pagliare del Tronto - 63078 Spinetoli (AP) Italy
Tel. 0039 0736.814110 - Fax 0039 0736.984002
E-mail: info@fixicentrosud.it - www.fixi.it

