

3



AUTOFISSANTI
SELF-CLINCHING FASTENERS
EINPRESSBEFESTIGER
FIXATIONS À SERTIR À LA PRESSE
AUTOINSERTABLES


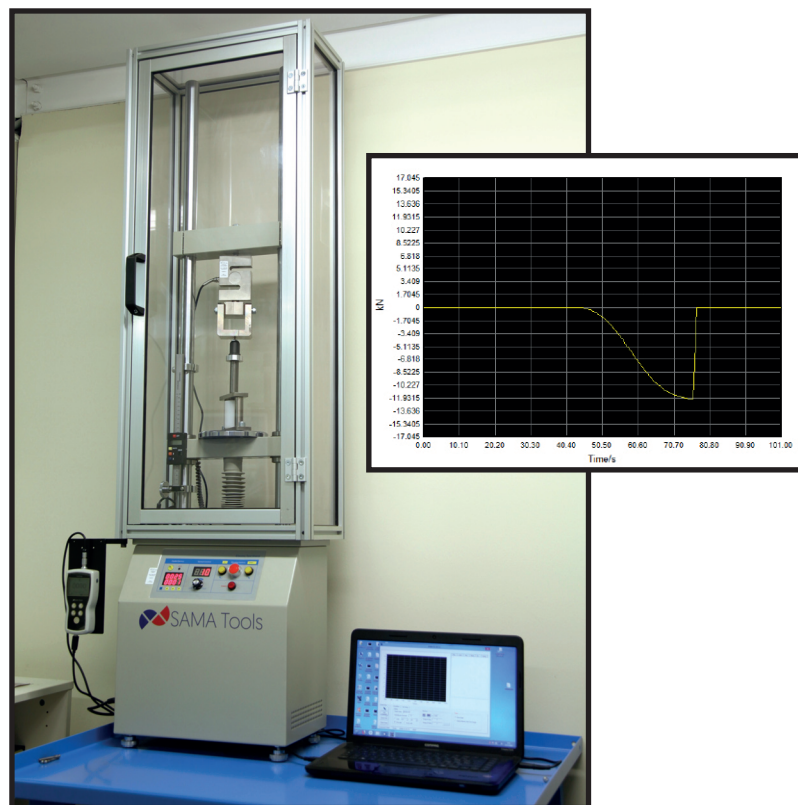
FIXI®

FASTENING SYSTEMS



Il laboratorio Fixi garantisce la conformità dei prodotti grazie ad accurati test interni con macchinari di ultima generazione.

Fixi carries out accurate testing in its own lab equipped with the latest generation machinery to ensure product conformity.



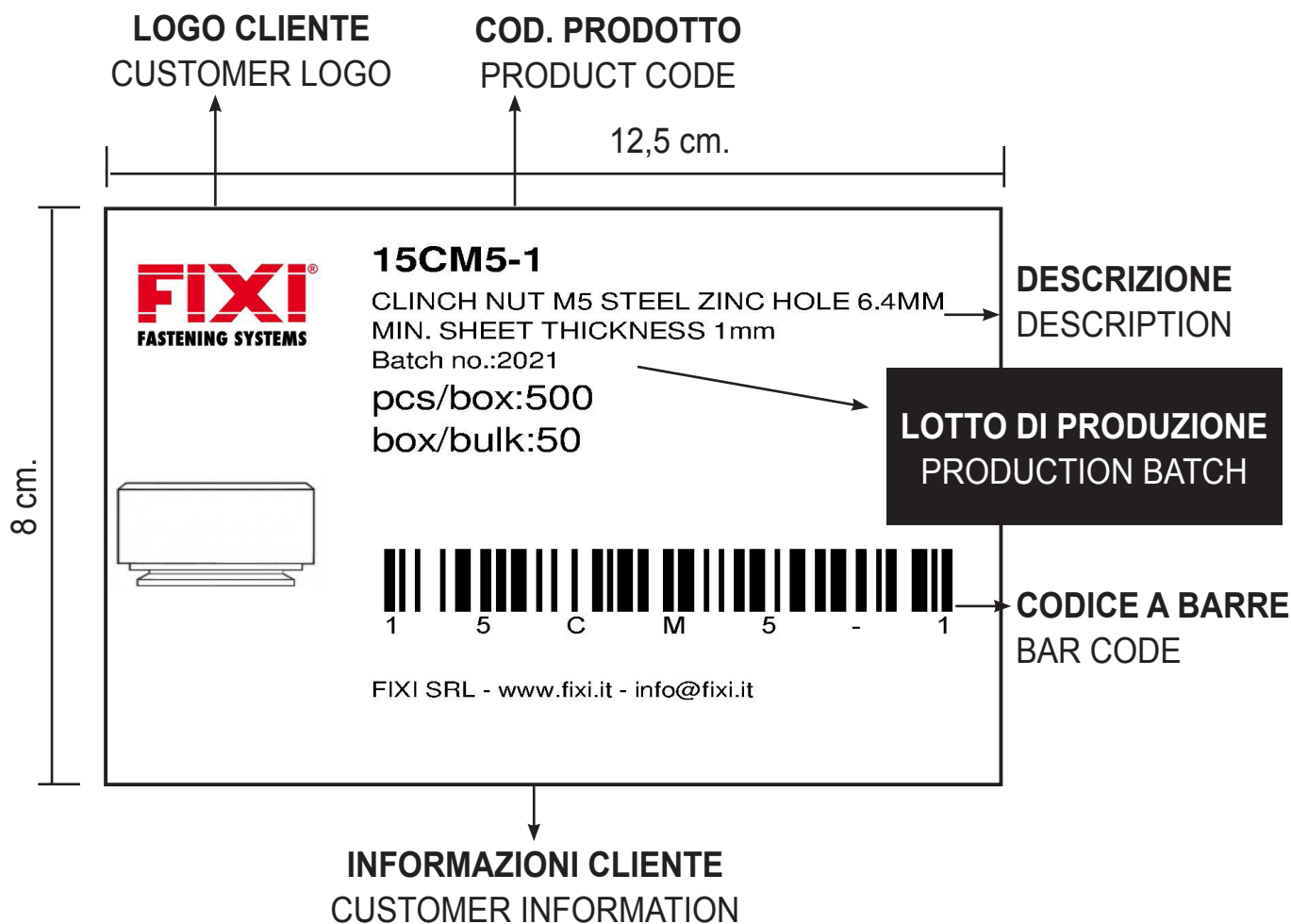
CONFEZIONAMENTO PERSONALIZZABILE

CUSTOMIZABLE PACKAGING
 PERSONALISIERBARE VERPACKUNG
 EMBALLAGE PERSONNALISABLE
 EMBALAJE PERSONALIZABLE

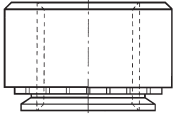
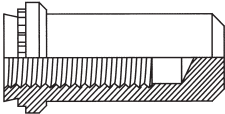
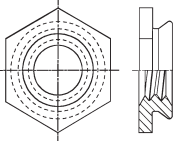
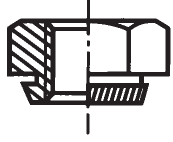
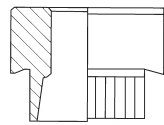
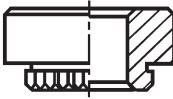


ETICHETTA PERSONALIZZABILE

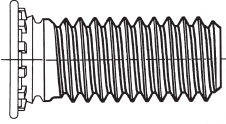


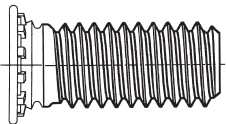
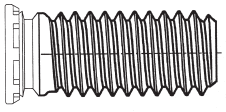
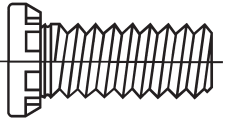
CUSTOMIZABLE LABEL
 PERSONALISIERBARE ETIKETTEN
 ETIQUETTE PERSONALISSABLE
 ETIQUETA PERSONALIZABLE



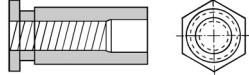
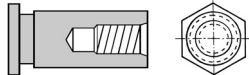
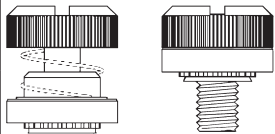
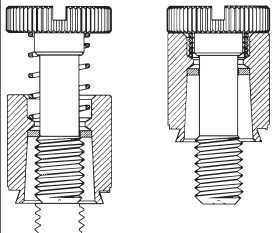
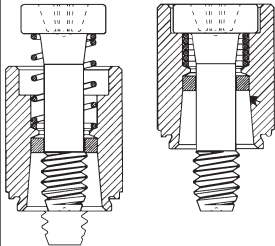
INDICE GENERALE
GENERAL INDEX
INHALTSVERZEICHNIS
SOMMAIRE GÉNÉRAL
INDICE GENERAL

	DESCRIZIONE - DESCRIPTION	CODICE - CODE	MATERIALE - MATERIAL	PAGINA PAGE
	Dadi autofissanti Self-clinching nuts	C	acciaio - steel	8 - 10
		CS	inox - stainless steel	
		CSA4	inox 400 - 400 series stainless steel	
		GA	alluminio - aluminium	11
	Dadi autofissanti ciechi Blind self-clinching nuts	B	acciaio - steel	12
		BS	inox - stainless steel	
	Dadi autofissanti a filo lamiera Flush self-clinching nuts	CFL	inox - stainless steel	13
	Dadi autofissanti esagonali Hexagonal self-clinching nuts	K	acciaio - steel	14
		KS	inox - stainless steel	
	Dadi a ribadire Rivet bushes	ARB	acciaio - steel	15-16
		ARBS	inox - stainless steel	
		MINARB	acciaio - steel	17-18
		MINARBS	inox - stainless steel	
	Dadi autofissanti per circuiti stampati Self-clinching nuts for PC boards	CKF2	acciaio - steel	19
		CKFS2	inox - stainless steel	




INDICE GENERALE
GENERAL INDEX
INHALTSVERZEICHNIS
SOMMAIRE GÉNÉRAL
INDICE GENERAL

	DESCRIZIONE - DESCRIPTION	CODICE - CODE	MATERIALE - MATERIAL	PAGINA PAGE
	Perni autofissanti Self-clinching studs	CH	acciaio - steel	20 - 23
		CHS	inox - stainless steel	
		CHSA4	inox 400 - 400 series stainless steel	
		CHA	alluminio - aluminium	
	Perni autofissanti lisci Self-clinching pins	CHD	acciaio - steel	24
		CHSD	inox - stainless steel	
	Perni autofissanti lisci Self-clinching pins	TPS	inox - stainless steel	25
		TPSA4	inox 400 - 400 series stainless steel	
	Perni autofissanti per lamiere sottili Self-clinching studs for thin sheet metal	CHSB	acciaio - steel	26
		CHSSB	inox - stainless steel	
	Perni autofissanti testa ridotta Low displacement self-clinching studs	CHL	acciaio - steel	27
		CHLS	inox - stainless steel	
	Perni autofissanti per alte tenute Self-clinching studs for high-strength applications	HCH	acciaio - steel	28-29
		HCHS	inox - stainless steel	

INDICE GENERALE
GENERAL INDEX
INHALTSVERZEICHNIS
SOMMAIRE GÉNÉRAL
INDICE GENERAL

	DESCRIZIONE - DESCRIPTION	CODICE - CODE	MATERIALE - MATERIAL	PAGINA PAGE
	Colonnine autofissanti aperte <i>Self-clinching through standoffs</i>	CFSO	acciaio - <i>steel</i>	30 - 31
		CFSOS	inox - <i>stainless steel</i>	
		CFSOSA4	inox 400 - <i>400 series stainless steel</i>	
	Colonnine autofissanti cieche <i>Self-clinching blind standoffs</i>	CFBSO	acciaio - <i>steel</i>	32 - 33
		CFBSOS	inox - <i>stainless steel</i>	
		CFBSOSA4	inox 400 - <i>400 series stainless steel</i>	
	Viti imperdibili <i>Panel fasteners</i>	PF31	acciaio zincato - <i>zinc plated steel</i>	34
		PF32	acciaio zincato - <i>zinc plated steel</i>	
	Viti imperdibili <i>Panel fasteners</i>	PFS2	acciaio zincato - <i>zinc plated steel</i>	35
		PFG2	inox 300 - <i>300 series stainless steel</i>	
	Viti imperdibili <i>Panel fasteners</i>	PFG2P	inox 300 - <i>300 series stainless steel</i>	35

INDICE GENERALE
 GENERAL INDEX
 INHALTSVERZEICHNIS
 SOMMAIRE GÉNÉRAL
 INDICE GENERAL

	DESCRIZIONE - DESCRIPTION	CODICE - CODE	MATERIALE - MATERIAL	PAGINA PAGE
	Pressa per autofissanti Self-clinching press	PRIMA		36 - 37
	Pressa per autofissanti Self-clinching press	MAXI		38
	Pressa idraulica per autofissanti e per clinciatura Hydraulic self-clinching and clinching process			40

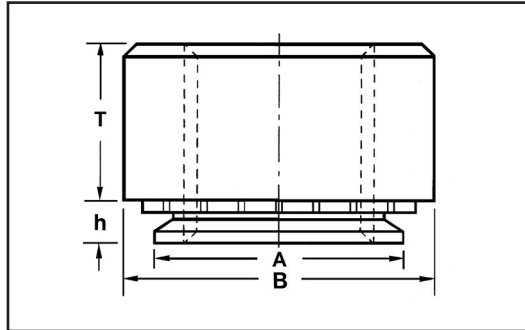
DADI AUTOFISSANTI PER LAMIERA

SELF-CLINCHING NUTS FOR SHEET METAL

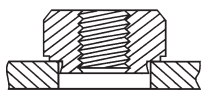
EINPRESSMUTTERN FÜR BLECH

ÉCROUS À SERTIR POUR TÔLE

TUERCAS AUTOINSERTABLES PARA CHAPA

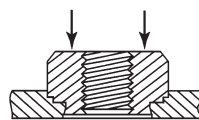


C	ACCIAIO ZINCATO	per lamiera fino a 80 HRB
	ZINC PLATED STEEL	sheet hardness max 80 HRB
	STAHL VERZINKT	Blehhärte max 80 HRB
	ACIER ZINGUÉ	pour tôles jusqu'à 80 HRB
	ACERO CINCADO	para chapa max 80 HRB
CS	ACCIAIO INOX	per lamiera fino a 70 HRB
	STAINLESS STEEL	sheet hardness max 70 HRB
	EDELSTAHL	Blehhärte max 70 HRB
	INOX	pour tôles jusqu'à 70 HRB
	INOX	para chapa max 70 HRB
CSA4	INOX 400	per lamiera inox fino a 90 HRB
	400 SERIES STAINLESS STEEL	sheet hardness max 90 HRB
	EDELSTAHL 400	Blehhärte max 90 HRB
	INOX 400	pour tôles inox jusqu'à 90 HRB
	INOX 400	para chapa max 90 HRB



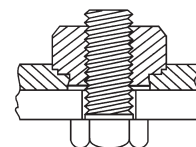
Il dado deve essere posizionato accuratamente nel foro.

Install nut squarely into the hole.



La pressione deve essere esercitata uniformemente sulla testa del dado.

With punch and nut parallel, apply squeezing force.



Caratteristiche e Dimensioni / Specifications and Dimensions										
Filetto per Passo <i>Thread Size x Pitch</i>	Codici / Codes			h Max	Spessore min. Lamiera <i>Min. Sheet Thickness</i>	T ± 0.25	B ± 0.25	A Max.	Foro Hole Size +0.08	Distanza Minima dal Bordo <i>Min. Dist. to Edge</i>
	Acciaio Zincato <i>Zinc plated steel</i>	Acciaio Inox <i>Stainless steel</i>	Inox Indurito <i>Hardened stainless steel</i>							
M2x0.4	15CM2-0	15CSM2-0	15CSM2-0A4	0.76	0.8	1.5	6.3	4.22	4.25	4.8
	15CM2-1	15CSM2-1	15CSM2-1A4	0.97	1					
	15CM2-2	15CSM2-2	15CSM2-2A4	1.37	1.4					
	15CM2-3	15CSM2-3	15CSM2-3A4	2.21	2.3					
M2.5x0.45	15CM2.5-0	15CSM2.5-0	15CSM2.5-0A4	0.76	0.8	1.5	6.3	4.22	4.25	4.8
	15CM2.5-1	15CSM2.5-1	15CSM2.5-1A4	0.97	1					
	15CM2.5-2	15CSM2.5-2	15CSM2.5-2A4	1.37	1.4					
	15CM2.5-3	15CSM2.5-3	15CSM2.5-3A4	2.21	2.3					
M3x0.5	15CM3-0	15CSM3-0	15CSM3-0A4	0.76	0.8	1.5	6.3	4.22	4.25	4.8
	15CM3-1	15CSM3-1	15CSM3-1A4	0.97	1					
	15CM3-2	15CSM3-2	15CSM3-2A4	1.37	1.4					
	15CM3-3	15CSM3-3	-	2.21	2.3					
M3x0.5	15C35M3-0	15CS35M3-0	-	0.76	0.8	1.71	7.1	4.72	4.75	4.8
	15C35M3-1	15CS35M3-1	-	0.97	1					
	15C35M3-2	15CS35M3-2	-	1.37	1.4					
	15C35M3-3	15CS35M3-3	-	2.21	2.3					
M4x0.7	15CM4-0	15CSM4-0	15CSM4-0A4	0.76	0.8	2.0	7.9	5.38	5.4	6.9
	15CM4-1	15CSM4-1	15CSM4-1A4	0.97	1.0					
	15CM4-2	15CSM4-2	15CSM4-2A4	1.37	1.4					
	15CM4-3	15CSM4-3	-	2.21	2.3					
M5x0.8	15CM5-0	15CSM5-0	15CSM5-0A4	0.76	0.8	2.0	8.7	6.38	6.4	7.1
	15CM5-1	15CSM5-1	15CSM5-1A4	0.97	1.0					
	15CM5-2	15CSM5-2	15CSM5-2A4	1.37	1.4					
	15CM5-3	15CSM5-3	-	2.21	2.3					
M6x1	15CM6-00	15CSM6-00	15CSM6-00A4	0.89	0.92	4.08	11.05	8.72	8.75	8.6
	15CM6-0	15CSM6-0	15CSM6-0A4	1.15	1.2					
	15CM6-1	15CSM6-1	15CSM6-1A4	1.37	1.4					
	15CM6-2	15CSM6-2	15CSM6-2A4	2.21	2.3					
	15CM6-3	15CSM6-3	15CSM6-3A4	3.05	3.2					
M8x1.25	15CM8-1	15CSM8-1	15CSM8-1A4	1.37	1.4	5.47	12.65	10.44	10.5	9.7
	15CM8-2	15CSM8-2	15CSM8-2A4	2.21	2.3					
	15CM8-3	15CSM8-3	15CSM8-3A4	3.05	3.2					
M10x1.5	15CM10-1	15CSM10-1	15CSM10-1A4	2.21	2.3	7.5	17.35	13.9	14	11
	15CM10-2	15CSM10-2	15CSM10-2A4	3.05	3.1					
	15CM10-3	15CSM10-3	15CSM10-3A4	5.97	6.1					
M10x1.5	15C35M10-1	15CS35M10-1	-	2.21	2.3	6.72	14.3	12.65	12.7	11
	15C35M10-2	15CS35M10-2	-	3.05	3.1					
	15C35M10-3	15CS35M10-3	-	5.97	6.1					
M12x1.75	15CM12-1	15CSM12-1	-	3.05	3.1	8.5	20.55	16.9	17	16
	15CM12-2	15CSM12-2	-	5.97	6.1					
M12x1.75	15C35M12-1	15CS35M12-1	-	3.05	3.1	9.06	20.6	16.60	16.65	16
	15C35M12-2	15CS35M12-2	-	5.97	6.1					

Filetto in pollici a richiesta - Dimensions in inches available on demand - Zöllige Gewinde auf Anfrage lieferbar - Filetage en pouces sur demande - Rosca en pulgadas bajo demanda

DADI AUTOFISSANTI PER LAMIERA

SELF-CLINCHING NUTS FOR SHEET METAL

EINPRESSMUTTERN FÜR BLECH

ÉCROUS À SERTIR POUR TÔLE

TUERCAS AUTOINSERTABLES PARA CHAPA

Dati Tecnici / Performance Data / Technische Daten / Données Techniques / Datos técnicos

I valori di forza di espulsione e di rottura filetto sono validi se vengono seguite con cura le specifiche di installazione. Variazioni nel foro, nello spessore della lamiera e nelle procedure di installazione, modificano i valori.

Installation, pushout and torque-out values reported are averages when all installation specifications and procedures are followed. Variations in mounting hole size, sheet material and installation procedure will affect this data.

Filetto Thread Size	Codici Codes	Codice Shank code	Materiale della Lamiera Sheet Material	Installazione Installation (kN)	Forza di Espulsione Pushout (N)	Avvitatura Torsional resistance (Nm)
M2 M2.5 M3	C CS	0	5052-H34 Alluminio / Aluminium	6.7-8.9	280	0.9
		1			400	1.13
		2			750	1.47
		0	Acciaio Cold-rolled Steel	11.2-15.6	470	1.47
		1			550	1.7
		2			1010	2.03
M4	C CS	0	5052-H34 Alluminio / Aluminium	11.2-13.4	300	2.37
		1			470	2.6
		2			970	4
		0	Acciaio Cold-rolled Steel	18-27	490	2.95
		1			645	4
		2			1250	5.1
M5	C CS	0	5052-H34 Alluminio / Aluminium	11.2-15.6	300	3
		1			480	3.6
		2			845	5.7
		0	Acciaio Cold-rolled Steel	18-38	530	3.6
		1			800	4.5
		2			1112	6.8
M6	C CS	00	5052-H34 Alluminio / Aluminium	18-32	750	6.5
		0			970	7.9
		1			1580	10.2
		2	Acciaio Cold-rolled Steel	27-36	14.1	10
		00			900	13
		0			1380	17
M8	C CS	1	5052-H34 Alluminio / Aluminium	18-32	1570	13.6
		2				18.1
		1				18.7
		2	Acciaio Cold-rolled Steel	27-36	1870	20.3
		1				32.7
		2				36.2
M10	C CS	1	5052-H34 Alluminio / Aluminium	22-36	1760	32.7
		2				36.2
		1				2020
		2	Acciaio Cold-rolled Steel	32-50	2020	36.2
		1				35.2
		2				73.9
M12	C	1	5052-H34 Alluminio / Aluminium	23-40	1390	35.2
		1	Acciaio Cold-rolled Steel	33-49	3065	73.9

Filetto Thread Size	Codici Codes	Codice Shank code	Materiale della Lamiera Sheet Material	Installazione Installation (kN)	Forza di Espulsione Pushout (N)	Avvitatura Torsional resistance (Nm)
M2-M2.5	CSA4	0	304 Acciaio inossidabile Stainless Steel	35.6	575	1.58
		1		40	725	1.92
		2		44.5	1290	2.03
M3		0		35.6	575	1.58
		1		40	725	1.92
		2		44.5	1290	2.03
M4		0		40	645	3.38
		1		44.5	800	4.18
		2		49	1600	5.08
M5		0		42.3	800	3.95
		1		46.7	1025	5.08
		2		51.2	1775	6.77
M6	1	60	2000	17		
	2	66	2300	19		
M8	1	66	2100	19		
	2	72	2415	21.80		
M10	1	80	2150	38		

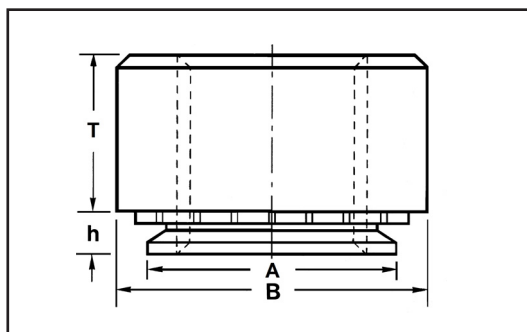
DADI AUTOFISSANTI PER LAMIERA

SELF-CLINCHING NUTS FOR SHEET METAL

EINPRESSMUTTERN FÜR BLECH

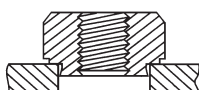
ÉCROUS À SERTIR POUR TÔLE

TUERCAS AUTOINSERTABLES PARA CHAPA



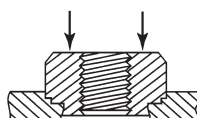
CA	ALLUMINIO	per lamiere fino a 50 HRB
	ALUMINIUM	sheet hardness max 50 HRB
	ALUMINIUM	Blehhärte max 50 HRB
	ALUMINIUM	pour tôles jusqu'à 50 HRB
	ALUMINIO	para chapa max 50 HRB

Caratteristiche e Dimensioni / Specifications and Dimensions								
Filetto per Passo <i>Thread Size x Pitch</i>	Alluminio <i>Aluminium</i>	h	Spessore min. Lamiere <i>Min. Sheet Thickness</i>	T	B	A	Foro Hole Size +0.08	Distanza Minima dal Bordo <i>Min. Dist. to Edge</i>
		Max		±0.25	±0.25	Max.		
M2x0.4	15CAM2-1	0.97	1.0	1.5	6.3	4.22	4.25	4.8
	15CAM2-2	1.37	1.4					
M3x0.5	15CAM3-1	0.97	1.0	2.0	6.3	4.73	4.75	5.6
	15CAM3-2	1.37	1.4					
M4x0.7	15CAM4-1	0.97	1.0	3.0	7.9	5.97	6.0	7.1
	15CAM4-2	1.37	1.4					
M5x0.8	15CAM5-1	0.97	1.0	3.8	9.5	7.47	7.5	7.9
	15CAM5-2	1.37	1.4					
M6x1	15CAM6-1	1.37	1.4	4.08	11.05	8.72	8.75	8.6
	15CAM6-2	2.21	2.3					



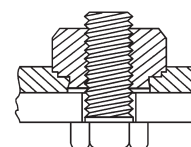
Il dado deve essere posizionato accuratamente nel foro.

Install nut squarely into the hole.



La pressione deve essere esercitata uniformemente sulla testa del dado.

With punch and nut parallel, apply squeezing force.



Filetto in pollici a richiesta - Dimensions in inches available on demand - Zöllige Gewinde auf Anfrage lieferbar - Filetage en pouces sur demande - Rosca en pulgadas bajo demanda

DADI AUTOFISSANTI CIECHI PER LAMIERA

SELF-CLINCHING BLIND NUT FOR SHEET METAL

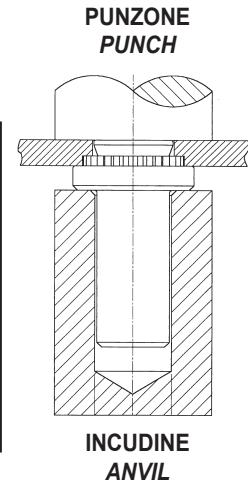
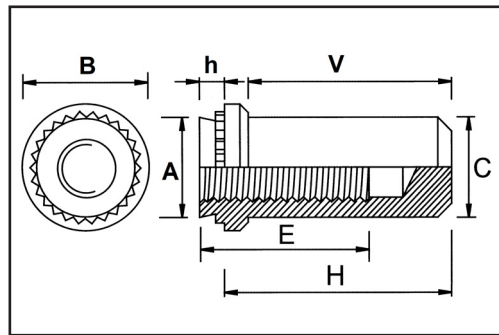
EINPRESSMUTTERN GESCHLOSSEN FÜR BLECH

ÉCROUS BORGNES À SERTIR POUR TÔLE

TUERCAS AUTOINSERTABLES CIEGAS PARA CHAPA

B	ACCIAIO ZINCATO	per lamiera fino a 80 HRB
	ZINC PLATED STEEL	sheet hardness max 80 HRB
	STAHL VERZINKT	Blehhärte max 80 HRB
	ACIER ZINGUÉ	pour tôles jusqu'à 80 HRB
	ACERO CINCADO	para chapa max 80 HRB

BS	ACCIAIO INOX	per lamiera fino a 70 HRB
	STAINLESS STEEL	sheet hardness max 70 HRB
	EDELSTAHL	Blehhärte max 70 HRB
	INOX	pour tôles jusqu'à 70 HRB
	INOX	para chapa max 70 HRB



Caratteristiche e Dimensioni / Specifications and Dimensions

Filetto per Passo Thread Size x Pitch	Codici Codes		h Max	Spessore min. Lamiera Min. Sheet Thickness	H ±0.25	C Max.	E min.	V Max.	A Max.	B ±0.25	Foro Hole Size +0.08	Distanza Minima dal Bordo Min. Dist. to Edge
	Acciaio Zincato Zinc plated steel	Acciaio Inox Stainless steel										
M3 x 0.5	15BM3-1	15BSM3-1	0.97	1.0	9,6	3,84	5,3	8,5	4,22	6,35	4,25	4,8
	15BM3-2	15BSM3-2	1.37	1.4								
M4 x 0.7	15BM4-1	15BSM4-1	0.97	1.0	11,2	5,2	7,1	9,8	5,38	7,95	5,4	6,9
	15BM4-2	15BSM4-2	1.37	1.4								
M5 x 0.8	15BM5-1	15BSM5-1	0.97	1.0	11,2	6,0	7,1	9,8	6,38	8,75	6,4	7,1
	15BM5-2	15BSM5-2	1.37	1.4								
M6 x 1	15BM6-1	15BSM6-1	1.37	1.4	14,3	7,8	7,8	12,7	8,73	11,1	8,75	8,6
	15BM6-2	15BSM6-2	2.21	2.3								

Filetto in pollici a richiesta - Dimensions in inches available on demand - Zöllige Gewinde auf Anfrage lieferbar - Filetage en pouces sur demande - Rosca en pulgadas bajo demanda

Dati Tecnici / Performance Data / Technische Daten / Données Techniques / Datos técnicos

I valori di forza di espulsione e di rottura filetto sono validi se vengono seguite con cura le specifiche di installazione. Variazioni nel foro, nello spessore della lamiera e nelle procedure di installazione, modificano i valori.

Installation, pushout and torque-out values reported are averages when all installation specifications and procedures are followed. Variations in mounting hole size, sheet material and installation procedure will affect this data.

Filetto Thread Size	Gambo Shank Code	Spessore min. Lamiera Min. Sheet Thickness	Materiale Lamiera / Sheet Material					
			5052-H34 Alluminio / Aluminium			Ferro / Cold-rolled Steel		
			Installazione Installation (kN)	Forza di Espulsione Pushout (N)	Rottura filetto Torque-out (Nm)	Installazione Installation (kN)	Forza di Espulsione Pushout (N)	Rottura Torque-out (Nm)
M3	1	1	7.1	400	1.7	11.1	550	1.7
	2	1.4	9.0	750	2.15	14.0	1010	2.15
M4	1	1	8.9	470	3.5	15.6	600	3.5
	2	1.4	12.5	970	5.1	20.0	1250	5.1
M5	1	1	9.3	480	4.1	17.8	620	4.1
	2	1.4	14.0	845	6.9	25.0	1112	6.9
M6	1	1.4	17.8	1400	11.9	25.7	1760	11.9
	2	2.3			12.0			12.0

DADI AUTOFISSANTI FILO LAMIERA

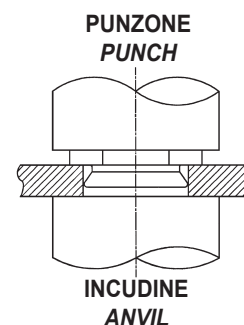
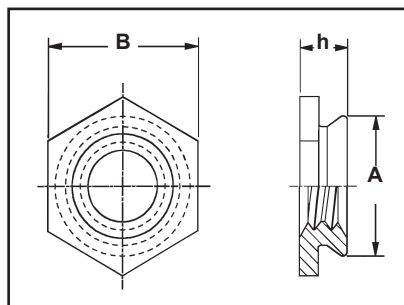
SELF-CLINCHING FLUSH NUTS

EINPRESSMUTTERN BEIDSEITIG BÜNDIG

ÉCROUS À SERTIR AFFLEURANTS

TUERCAS AUTOINSERTABLES ENRASADA PARA CHAPA

CFL	ACCIAIO INOX	per lamiere fino a 70 HRB
	STAINLESS STEEL	sheet hardness max 70 HRB
	EDELSTAHL	Blehhärte max 70 HRB
	INOX	pour tôles jusqu'à 70 HRB
	INOX	para chapa max 70 HRB



Caratteristiche e Dimensioni / Specifications and Dimensions								
Filetto per passo Thread Size x Pitch	Codici Codes	Gambo Shank code	h max.	Spessore Lamiera Sheet Thickness	Foro Hole Size +0.08	A max.	B max.	Dist. Min dal Bordo Min. Dist. Hole C/L to Edge
M2 x 0.4	15CFLM2-1	1	1.5	1.5-2.3	4.4	4.34	4.8	6
	15CFLM2-2	2	2.3	2.32-oltre / up				
M2.5 x 0.45	15CFLM2.5-1	1	1.5	1.5-2.3	4.4	4.34	4.8	6
	15CFLM2.5-2	2	2.3	2.32-oltre / up				
M3 x 0.5	15CFLM3-1	1	1.5	1.5-2.3	4.4	4.34	4.8	6
	15CFLM3-2	2	2.3	2.32-oltre / up				
M3 x 0.5	15CFL35M3-1	1	1.5	1.5 - 2.3	5.4	5.39	6.4	6.7
	15CFL35M3-2	2	2.3	2.32 - oltre / up				
M4 x 0.7	15CFLM4-1	1	1.5	1.5-2.3	7.4	7.34	7.9	7.2
	15CFLM4-2	2	2.3	2.32-oltre / up				
M5 x 0.8	15CFLM5-1	1	1.5	1.5-2.3	7.9	7.87	8.7	8
	15CFLM5-2	2	2.3	2.32-oltre / up				
M6 x 1	15CFLM6-1	1	3.1	3.2-3.9	8.75	8.71	9.5	8.8
	15CFLM6-2	2	3.9	4-4.7				
	15CFLM6-3	3	4.7	4.72-oltre / up				

Filetto in pollici a richiesta - Dimensions in inches available on demand - Zöllige Gewinde auf Anfrage lieferbar - Filetage en pouces sur demande - Rosca en pulgadas bajo demanda

Dati Tecnici / Performance Data / Technische Daten / Données Techniques / Datos técnicos

I valori di forza di espulsione e di rottura filetto sono validi se vengono seguite con cura le specifiche di installazione. Variazioni nel foro, nello spessore della lamiera e nelle procedure di installazione, modificano i valori.

Installation, pushout and torque-out values reported are averages when all installation specifications and procedures are followed. Variations in mounting hole size, sheet material and installation procedure will affect this data.

Filetto Thread Size	Gambo Shank Code	Resistenza Assiale Axial Tensile Strength (kN)	Coppia massima Max. Screw Tightening Torque (Nm)	Materiale Lamiera / Sheet Material			
				5052-H34 Alluminio / Aluminium		Ferro / Cold-rolled Steel	
				Installazione Installation (kN)	Forza di Espulsione Pushout (N)	Installazione Installation (kN)	Forza di Espulsione Pushout (N)
M2	1	0.57	0.16	8.9	665	13.3	890
	2						
M2.5	1	0.68	0.23	8.9	665	13.3	890
	2						
M3	1	0.85	0.36	8.9	665	13.3	890
	2						
M4	1	1	0.58	8.9	1068	17.8	1068
	2						
M5	1	1.3	0.88	11.1	1068	22.2	1068
	2						
M6	1	4.5	3.7	15.6	2847	26.7	3736
	2						
	3						

DADI ESAGONALI AUTOFISSANTI PER LAMIERA

HEXAGONAL SELF-CLINCHING NUTS FOR SHEET METAL

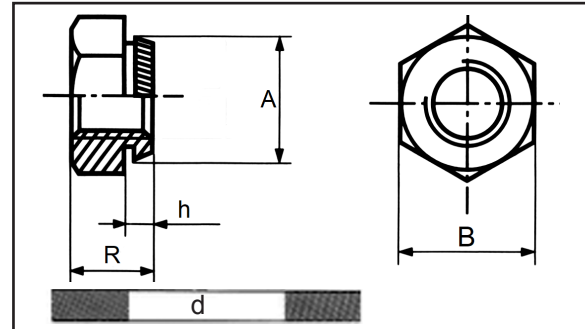
SECHSKANT EIMPRESSMUTTERN FÜR BLECH

ÉCROUS HEXAGONAUX À SERTIR POUR TÔLE

TUERCAS HEXAGONALES AUTOINSERTABLES PARA CHAPA

K	ACCIAIO ZINCATO	per lamiere fino a 80 HRB
	ZINC PLATED STEEL	sheet hardness max 80 HRB
	STAHL VERZINKT	Blechhärte max 80 HRB
	ACIER ZINGUÉ	pour tôles jusqu'à 80 HRB
	ACERO CINCADO	para chapa max 80 HRB

KS	ACCIAIO INOX	per lamiere fino a 70 HRB
	STAINLESS STEEL	sheet hardness max 70 HRB
	EDELSTAHL	Blechhärte max 70 HRB
	INOX	pour tôles jusqu'à 70 HRB
	INOX	para chapa max 70 HRB



Caratteristiche e Dimensioni / Specifications and Dimensions								
Filetto per Passo Thread Size x Pitch	Codici Codes		Spessore min. Lamiera Min. Sheet Thickness	B	d Foro Hole Size	A	h altezza collare Collar height	R altezza totale Total height
	Acciaio Steel	Acciaio Inossidabile Stainless Steel						
M2 x 0.4	15KALEI02	15KALEI02IX	1.0	5.5	4.5	4.7	0.9	3.0
M2,5 x 0.45	15KALEI025	15KALEI025IX	1.0	5.5	4.5	4.7	0.9	3.0
	15KALEI02514	15KALEI02514IX	1.5				1.4	
	15KALEI02518	15KALEI02518IX	2.0				1.8	
M3 x 0.5	15KALEI03	15KALEI03IX	1.0	5.5	4.5	4.7	0.9	3.0
	15KALEI0314	15KALEI0314IX	1.5				1.4	
	15KALEI0318	15KALEI0318IX	2.0				1.8	
M4 x 0.7	15KALEI04	15KALEI04IX	1.0	7.0	5.5	5.7	0.9	3.2
	15KALEI0414	15KALEI0414IX	1.5				1.4	
	15KALEI0418	15KALEI0418IX	2.0				1.8	4.5
M5 x 0.8	15KALEI05	15KALEI05IX	1.0	8.0	6.5	6.75	0.9	4.0
	15KALEI0514	15KALEI0514IX	1.5				1.4	
	15KALEI0518	15KALEI0518IX	2.0				1.8	5.0
M6 x 1	15KALEI06	15KALEI06IX	1.0	10.0	8.0	8.3	0.9	5.0
	15KALEI0614	15KALEI0614IX	1.5				1.4	
	15KALEI0618	15KALEI0618IX	2.0				1.8	
M8 x 1.25	15KALEI0818	15KALEI0818IX	2.0	13.0	10.0	10.3	1.8	6.5
M10 x 1.5	15KALEI1018	15KALEI1018IX	2.0	15.0	12.5	12.85	1.8	8.0
M12 x 1.75	15KALEI1228	15KALEI1228IX	3.0	17.0	14.5	14.85	2.8	10.0
M16 x 2	15KALEI1624	15KALEI1624IX	3.0	22.0	18.5	18.85	2.4	13.0
M20 x 2.5	15KALEI2038	15KALEI2038IX	4.0	27.0	23.0	23.4	3.8	16.0

Filetto in pollici a richiesta - Dimensions in inches available on demand - Zöllige Gewinde auf Anfrage lieferbar - Filetage en pouces sur demande - Rosca en pulgadas bajo demanda

DADI A RIBADIRE

RIVET BUSHES

RUNDEINNIETMUTTERN

ÉCROUS À ÉVASER

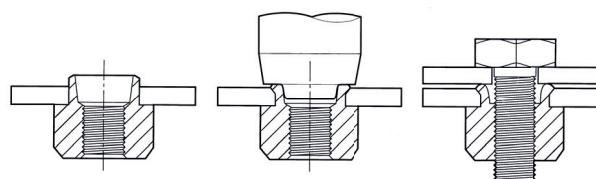
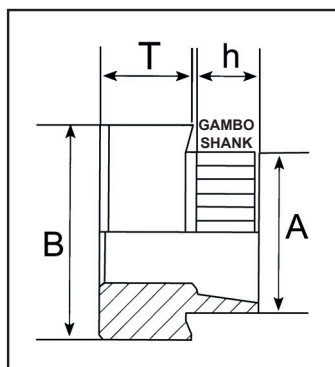
TUERCAS A REMACHAR

3

15.44

ARB	ACCIAIO ZINCATO
	ZINC PLATED STEEL
	STAHL VERZINKT
	ACIER ZINGUÉ
	ACERO CINCADO

ARBS	ACCIAIO INOX
	STAINLESS STEEL
	EDELSTAHL
	INOX
	INOX



Caratteristiche e Dimensioni / Specifications and Dimensions				
Filetto per passo Thread Size x Pitch	A	B	T	Foro / Hole Size +0.1
M2.5x0.45 / M3x0.5	5.82	7.91	3.21	5.9
M 4 x 0.7	6.91	9.61	3.81	6.95
M5 x 0.8	8.32	11.2	4.42	8.35
M6 x 1	9.51	12.7	5.71	9.65
M8 x 1.25	13.1	15.9	6.42	13.2
M 10 x 1.5	15.5	19.1	7.61	15.6
M 12 x 1.75	19.5	25.4	10.2	19.6

h Cod. Gambo Shank Code	001	003	004	006	008	010	012	013	014	016	018	019	020	022	023	024	026
Spess. Lamiera Sheet thickness	0.5-0.6	0.7-0.8	0.9-1.0	1.1-1.3	1.4-1.6	1.7-1.9	2.0-2.2	2.3-2.5	2.6-2.8	2.9-3.1	3.2-3.4	3.5-3.7	3.8-4.0	4.1-4.3	4.4-4.6	4.7-4.9	5.0-5.9

Filetto in pollici a richiesta - Dimensions in inches available on demand - Zöllige Gewinde auf Anfrage lieferbar - Filetage en pouces sur demande - Rosca en pulgadas bajo demanda

Filetto x passo Thread Size x Pitch	Spessore lamiera Sheet thickness	h Cod. Gambo Shank Code	ARB	ARBS
			Codice Code	Codice Code
M2.5 x 0.45	0.5-0.6	001	15ARB025001	15ARBS025001
	0.7-0.8	003	15ARB025003	15ARBS025003
	0.9-1.0	004	15ARB025004	15ARBS025004
	1.1-1.3	006	15ARB025006	15ARBS025006
	1.4-1.6	008	15ARB025008	15ARBS025008
	1.7-1.9	010	15ARB025010	15ARBS025010
	2.0-2.2	012	15ARB025012	15ARBS025012
	2.3-2.5	013	15ARB025013	15ARBS025013
	2.6-2.8	014	15ARB025014	15ARBS025014
	2.9-3.1	016	15ARB025016	15ARBS025016
	3.2-3.4	018	15ARB025018	15ARBS025018
	3.5-3.7	019	15ARB025019	15ARBS025019
	3.8-4.0	020	15ARB025020	15ARBS025020
	4.1-4.3	022	15ARB025022	15ARBS025022
4.4-4.6	023	15ARB025023	15ARBS025023	
4.7-4.9	024	15ARB025024	15ARBS025024	
5.0-5.9	026	15ARB025026	15ARBS025026	

Filetto x passo Thread Size x Pitch	Spessore lamiera Sheet thickness	h Cod. Gambo Shank Code	ARB	ARBS
			Codice Code	Codice Code
M3 x 0.5	0.5-0.6	001	15ARB03001	15ARBS03001
	0.7-0.8	003	15ARB03003	15ARBS03003
	0.9-1.0	004	15ARB03004	15ARBS03004
	1.1-1.3	006	15ARB03006	15ARBS03006
	1.4-1.6	008	15ARB03008	15ARBS03008
	1.7-1.9	010	15ARB03010	15ARBS03010
	2.0-2.2	012	15ARB03012	15ARBS03012
	2.3-2.5	013	15ARB03013	15ARBS03013
	2.6-2.8	014	15ARB03014	15ARBS03014
	2.9-3.1	016	15ARB03016	15ARBS03016
	3.2-3.4	018	15ARB03018	15ARBS03018
	3.5-3.7	019	15ARB03019	15ARBS03019
	3.8-4.0	020	15ARB03020	15ARBS03020
	4.1-4.3	022	15ARB03022	15ARBS03022
4.4-4.6	023	15ARB03023	15ARBS03023	
4.7-4.9	024	15ARB03024	15ARBS03024	
5.0-5.9	026	15ARB03026	15ARBS03026	

DADI A RIBADIRE
RIVET BUSHES
RUNDEINNIETMUTTERN
ÉCROUS À ÉVASER
TUERCAS A REMACHAR

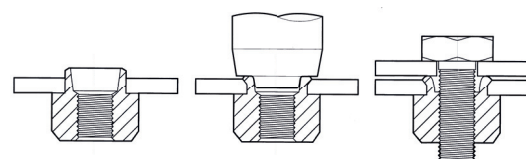
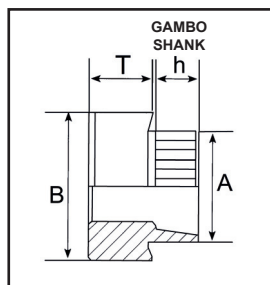
Filetto x passo Thread Size x Pitch	Spessore lamiera Sheet thickness	h Codice gambo Shank code	ARB	ARBS
			Codice Code	Codice Code
M4 x 0.7	0.5-0.6	001	15ARB04001	15ARBS04001
	0.7-0.8	003	15ARB04003	15ARBS04003
	0.9-1.0	004	15ARB04004	15ARBS04004
	1.1-1.3	006	15ARB04006	15ARBS04006
	1.4-1.6	008	15ARB04008	15ARBS04008
	1.7-1.9	010	15ARB04010	15ARBS04010
	2.0-2.2	012	15ARB04012	15ARBS04012
	2.3-2.5	013	15ARB04013	15ARBS04013
	2.6-2.8	014	15ARB04014	15ARBS04014
	2.9-3.1	016	15ARB04016	15ARBS04016
	3.2-3.4	018	15ARB04018	15ARBS04018
	3.5-3.7	019	15ARB04019	15ARBS04019
	3.8-4.0	020	15ARB04020	15ARBS04020
	4.1-4.3	022	15ARB04022	15ARBS04022
	4.4-4.6	023	15ARB04023	15ARBS04023
4.7-4.9	024	15ARB04024	15ARBS04024	
5.0-5.9	026	15ARB04026	15ARBS04026	
M5 x 0.8	0.5-0.6	001	15ARB05001	15ARBS05001
	0.7-0.8	003	15ARB05003	15ARBS05003
	0.9-1.0	004	15ARB05004	15ARBS05004
	1.1-1.3	006	15ARB05006	15ARBS05006
	1.4-1.6	008	15ARB05008	15ARBS05008
	1.7-1.9	010	15ARB05010	15ARBS05010
	2.0-2.2	012	15ARB05012	15ARBS05012
	2.3-2.5	013	15ARB05013	15ARBS05013
	2.6-2.8	014	15ARB05014	15ARBS05014
	2.9-3.1	016	15ARB05016	15ARBS05016
	3.2-3.4	018	15ARB05018	15ARBS05018
	3.5-3.7	019	15ARB05019	15ARBS05019
	3.8-4.0	020	15ARB05020	15ARBS05020
	4.1-4.3	022	15ARB05022	15ARBS05022
	4.4-4.6	023	15ARB05023	15ARBS05023
4.7-4.9	024	15ARB05024	15ARBS05024	
5.0-5.9	026	15ARB05026	15ARBS05026	
M6 x 1	0.5-0.6	001	15ARB06001	15ARBS06001
	0.7-0.8	003	15ARB06003	15ARBS06003
	0.9-1.0	004	15ARB06004	15ARBS06004
	1.1-1.3	006	15ARB06006	15ARBS06006
	1.4-1.6	008	15ARB06008	15ARBS06008
	1.7-1.9	010	15ARB06010	15ARBS06010
	2.0-2.2	012	15ARB06012	15ARBS06012
	2.3-2.5	013	15ARB06013	15ARBS06013
	2.6-2.8	014	15ARB06014	15ARBS06014
	2.9-3.1	016	15ARB06016	15ARBS06016
	3.2-3.4	018	15ARB06018	15ARBS06018
	3.5-3.7	019	15ARB06019	15ARBS06019
	3.8-4.0	020	15ARB06020	15ARBS06020
	4.1-4.3	022	15ARB06022	15ARBS06022
	4.4-4.6	023	15ARB06023	15ARBS06023
4.7-4.9	024	15ARB06024	15ARBS06024	
5.0-5.9	026	15ARB06026	15ARBS06026	

Filetto x passo Thread Size x Pitch	Spessore lamiera Sheet thickness	h Codice gambo Shank code	ARB	ARBS
			Codice Code	Codice Code
M8 x 1.25	0.5-0.6	001	15ARB08001	15ARBS08001
	0.7-0.8	003	15ARB08003	15ARBS08003
	0.9-1.0	004	15ARB08004	15ARBS08004
	1.1-1.3	006	15ARB08006	15ARBS08006
	1.4-1.6	008	15ARB08008	15ARBS08008
	1.7-1.9	010	15ARB08010	15ARBS08010
	2.0-2.2	012	15ARB08012	15ARBS08012
	2.3-2.5	013	15ARB08013	15ARBS08013
	2.6-2.8	014	15ARB08014	15ARBS08014
	2.9-3.1	016	15ARB08016	15ARBS08016
	3.2-3.4	018	15ARB08018	15ARBS08018
	3.5-3.7	019	15ARB08019	15ARBS08019
	3.8-4.0	020	15ARB08020	15ARBS08020
	4.1-4.3	022	15ARB08022	15ARBS08022
	4.4-4.6	023	15ARB08023	15ARBS08023
4.7-4.9	024	15ARB08024	15ARBS08024	
5.0-5.9	026	15ARB08026	15ARBS08026	
M10 x 1.5	0.5-0.6	001	15ARB10001	15ARBS10001
	0.7-0.8	003	15ARB10003	15ARBS10003
	0.9-1.0	004	15ARB10004	15ARBS10004
	1.1-1.3	006	15ARB10006	15ARBS10006
	1.4-1.6	008	15ARB10008	15ARBS10008
	1.7-1.9	010	15ARB10010	15ARBS10010
	2.0-2.2	012	15ARB10012	15ARBS10012
	2.3-2.5	013	15ARB10013	15ARBS10013
	2.6-2.8	014	15ARB10014	15ARBS10014
	2.9-3.1	016	15ARB10016	15ARBS10016
	3.2-3.4	018	15ARB10018	15ARBS10018
	3.5-3.7	019	15ARB10019	15ARBS10019
	3.8-4.0	020	15ARB10020	15ARBS10020
	4.1-4.3	022	15ARB10022	15ARBS10022
	4.4-4.6	023	15ARB10023	15ARBS10023
4.7-4.9	024	15ARB10024	15ARBS10024	
5.0-5.9	026	15ARB10026	15ARBS10026	
M12 x 1.75	0.5-0.6	001	15ARB12001	15ARBS12001
	0.7-0.8	003	15ARB12003	15ARBS12003
	0.9-1.0	004	15ARB12004	15ARBS12004
	1.1-1.3	006	15ARB12006	15ARBS12006
	1.4-1.6	008	15ARB12008	15ARBS12008
	1.7-1.9	010	15ARB12010	15ARBS12010
	2.0-2.2	012	15ARB12012	15ARBS12012
	2.3-2.5	013	15ARB12013	15ARBS12013
	2.6-2.8	014	15ARB12014	15ARBS12014
	2.9-3.1	016	15ARB12016	15ARBS12016
	3.2-3.4	018	15ARB12018	15ARBS12018
	3.5-3.7	019	15ARB12019	15ARBS12019
	3.8-4.0	020	15ARB12020	15ARBS12020
	4.1-4.3	022	15ARB12022	15ARBS12022
	4.4-4.6	023	15ARB12023	15ARBS12023
4.7-4.9	024	15ARB12024	15ARBS12024	
5.0-5.9	026	15ARB12026	15ARBS12026	

DADI A RIBADIRE
RIVET BUSHES
RUNDEINNIETMUTTERN
ÉCROUS À ÉVASER
TUERCAS A REMACHAR

MINARB	ACCIAIO ZINCATO
	ZINC PLATED STEEL
	STAHL VERZINKT
	ACIER ZINGUÉ
	ACERO CINCADO

MINARBS	ACCIAIO INOX
	STAINLESS STEEL
	EDELSTAHL
	INOX
	INOX



Caratteristiche e Dimensioni / Specifications and Dimensions				
Filetto per passo Thread Size x Pitch	A	B	T	Foro / Hole Size +0.1
M 2 x 0.4	3.52	4.98	2.28	3.6
M 2.5 x 0.45	4.21	5.49	2.81	4.3
M 3 x 0.5	4.21	5.49	2.81	4.3
M 4 x 0.7	5.42	7.01	3.21	5.5
M 5 x 0.8	6.41	8.49	3.81	6.5
M 6 x 1	7.62	10.0	5.11	7.7
M 8 x 1.25	9.71	12.0	6.51	9.8

h Cod. Gambo Shank Code	001	003	004	006	008	010	012	013	014	016	018	019	020	022	023	024	026
Spess. Lamiera Sheet thickness	0.5-0.6	0.7-0.8	0.9-1.0	1.1-1.3	1.4-1.6	1.7-1.9	2.0-2.2	2.3-2.5	2.6-2.8	2.9-3.1	3.2-3.4	3.5-3.7	3.8-4.0	4.1-4.3	4.4-4.6	4.7-4.9	5.0-5.9

Filetto x passo Thread Size x Pitch	Spessore lamiera Sheet thickness	h Cod. Gambo Shank Code	MINARB	MINARBS
			Codice Code	Codice Code
M2 x 0.4	0.5-0.6	001	15MINARB02001	15MINARBS02001
	0.7-0.8	003	15MINARB02003	15MINARBS02003
	0.9-1.0	004	15MINARB02004	15MINARBS02004
	1.1-1.3	006	15MINARB02006	15MINARBS02006
	1.4-1.6	008	15MINARB02008	15MINARBS02008
	1.7-1.9	010	15MINARB02010	15MINARBS02010
	2.0-2.2	012	15MINARB02012	15MINARBS02012
	2.3-2.5	013	15MINARB02013	15MINARBS02013
	2.6-2.8	014	15MINARB02014	15MINARBS02014
	2.9-3.1	016	15MINARB02016	15MINARBS02016
	3.2-3.4	018	15MINARB02018	15MINARBS02018
	3.5-3.7	019	15MINARB02019	15MINARBS02019
	3.8-4.0	020	15MINARB02020	15MINARBS02020
	4.1-4.3	022	15MINARB02022	15MINARBS02022
4.4-4.6	023	15MINARB02023	15MINARBS02023	
4.7-4.9	024	15MINARB02024	15MINARBS02024	
5.0-5.9	026	15MINARB02026	15MINARBS02026	

Filetto x passo Thread Size x Pitch	Spessore lamiera Sheet thickness	h Cod. Gambo Shank Code	MINARB	MINARBS
			Codice Code	Codice Code
M2.5 x 0.45	0.5-0.6	001	15MINARB025001	15MINARBS025001
	0.7-0.8	003	15MINARB025003	15MINARBS025003
	0.9-1.0	004	15MINARB025004	15MINARBS025004
	1.1-1.3	006	15MINARB025006	15MINARBS025006
	1.4-1.6	008	15MINARB025008	15MINARBS025008
	1.7-1.9	010	15MINARB025010	15MINARBS025010
	2.0-2.2	012	15MINARB025012	15MINARBS025012
	2.3-2.5	013	15MINARB025013	15MINARBS025013
	2.6-2.8	014	15MINARB025014	15MINARBS025014
	2.9-3.1	016	15MINARB025016	15MINARBS025016
	3.2-3.4	018	15MINARB025018	15MINARBS025018
	3.5-3.7	019	15MINARB025019	15MINARBS025019
	3.8-4.0	020	15MINARB025020	15MINARBS025020
	4.1-4.3	022	15MINARB025022	15MINARBS025022
4.4-4.6	023	15MINARB025023	15MINARBS025023	
4.7-4.9	024	15MINARB025024	15MINARBS025024	
5.0-5.9	026	15MINARB025026	15MINARBS025026	

Filetto in pollici a richiesta - Dimensions in inches available on demand - Zöllige Gewinde auf Anfrage lieferbar - Filetage en pouces sur demande - Rosca en pulgadas bajo demanda

DADI A RIBADIRE
RIVET BUSHES
RUNDEINNIETMUTTERN
ÉCROUS À ÉVASER
TUERCAS A REMACHAR

			MINARB	MINARBS
Filetto x passo Thread Size x Pitch	Spessore lamiera Sheet thickness	h Cod. Gambo Shank Code	Codice Code	Codice Code
M3 x 0.5	0.5-0.6	001	15MINARB03001	15MINARBS03001
	0.7-0.8	003	15MINARB03003	15MINARBS03003
	0.9-1.0	004	15MINARB03004	15MINARBS03004
	1.1-1.3	006	15MINARB03006	15MINARBS03006
	1.4-1.6	008	15MINARB03008	15MINARBS03008
	1.7-1.9	010	15MINARB03010	15MINARBS03010
	2.0-2.2	012	15MINARB03012	15MINARBS03012
	2.3-2.5	013	15MINARB03013	15MINARBS03013
	2.6-2.8	014	15MINARB03014	15MINARBS03014
	2.9-3.1	016	15MINARB03016	15MINARBS03016
	3.2-3.4	018	15MINARB03018	15MINARBS03018
	3.5-3.7	019	15MINARB03019	15MINARBS03019
	3.8-4.0	020	15MINARB03020	15MINARBS03020
	4.1-4.3	022	15MINARB03022	15MINARBS03022
	4.4-4.6	023	15MINARB03023	15MINARBS03023
	4.7-4.9	024	15MINARB03024	15MINARBS03024
5.0-5.9	026	15MINARB03026	15MINARBS03026	
M4 x 0.7	0.5-0.6	001	15MINARB04001	15MINARBS04001
	0.7-0.8	003	15MINARB04003	15MINARBS04003
	0.9-1.0	004	15MINARB04004	15MINARBS04004
	1.1-1.3	006	15MINARB04006	15MINARBS04006
	1.4-1.6	008	15MINARB04008	15MINARBS04008
	1.7-1.9	010	15MINARB04010	15MINARBS04010
	2.0-2.2	012	15MINARB04012	15MINARBS04012
	2.3-2.5	013	15MINARB04013	15MINARBS04013
	2.6-2.8	014	15MINARB04014	15MINARBS04014
	2.9-3.1	016	15MINARB04016	15MINARBS04016
	3.2-3.4	018	15MINARB04018	15MINARBS04018
	3.5-3.7	019	15MINARB04019	15MINARBS04019
	3.8-4.0	020	15MINARB04020	15MINARBS04020
	4.1-4.3	022	15MINARB04022	15MINARBS04022
	4.4-4.6	023	15MINARB04023	15MINARBS04023
	4.7-4.9	024	15MINARB04024	15MINARBS04024
5.0-5.9	026	15MINARB04026	15MINARBS04026	
M5 x 0.8	0.5-0.6	001	15MINARB05001	15MINARBS05001
	0.7-0.8	003	15MINARB05003	15MINARBS05003
	0.9-1.0	004	15MINARB05004	15MINARBS05004
	1.1-1.3	006	15MINARB05006	15MINARBS05006
	1.4-1.6	008	15MINARB05008	15MINARBS05008
	1.7-1.9	010	15MINARB05010	15MINARBS05010
	2.0-2.2	012	15MINARB05012	15MINARBS05012
	2.3-2.5	013	15MINARB05013	15MINARBS05013
	2.6-2.8	014	15MINARB05014	15MINARBS05014

			MINARB	MINARBS
Filetto x passo Thread Size x Pitch	Spessore lamiera Sheet thickness	h Cod. Gambo Shank Code	Codice Code	Codice Code
M5 x 0.8	2.9-3.1	016	15MINARB05016	15MINARBS05016
	3.2-3.4	018	15MINARB05018	15MINARBS05018
	3.5-3.7	019	15MINARB05019	15MINARBS05019
	3.8-4.0	020	15MINARB05020	15MINARBS05020
	4.1-4.3	022	15MINARB05022	15MINARBS05022
	4.4-4.6	023	15MINARB05023	15MINARBS05023
	4.7-4.9	024	15MINARB05024	15MINARBS05024
	5.0-5.9	026	15MINARB05026	15MINARBS05026
M6 x 1	0.5-0.6	001	15MINARB06001	15MINARBS06001
	0.7-0.8	003	15MINARB06003	15MINARBS06003
	0.9-1.0	004	15MINARB06004	15MINARBS06004
	1.1-1.3	006	15MINARB06006	15MINARBS06006
	1.4-1.6	008	15MINARB06008	15MINARBS06008
	1.7-1.9	010	15MINARB06010	15MINARBS06010
	2.0-2.2	012	15MINARB06012	15MINARBS06012
	2.3-2.5	013	15MINARB06013	15MINARBS06013
	2.6-2.8	014	15MINARB06014	15MINARBS06014
	2.9-3.1	016	15MINARB06016	15MINARBS06016
	3.2-3.4	018	15MINARB06018	15MINARBS06018
	3.5-3.7	019	15MINARB06019	15MINARBS06019
	3.8-4.0	020	15MINARB06020	15MINARBS06020
	4.1-4.3	022	15MINARB06022	15MINARBS06022
	4.4-4.6	023	15MINARB06023	15MINARBS06023
	4.7-4.9	024	15MINARB06024	15MINARBS06024
5.0-5.9	026	15MINARB06026	15MINARBS06026	
M8 x 1.25	0.5-0.6	001	15MINARB08001	15MINARBS08001
	0.7-0.8	003	15MINARB08003	15MINARBS08003
	0.9-1.0	004	15MINARB08004	15MINARBS08004
	1.1-1.3	006	15MINARB08006	15MINARBS08006
	1.4-1.6	008	15MINARB08008	15MINARBS08008
	1.7-1.9	010	15MINARB08010	15MINARBS08010
	2.0-2.2	012	15MINARB08012	15MINARBS08012
	2.3-2.5	013	15MINARB08013	15MINARBS08013
	2.6-2.8	014	15MINARB08014	15MINARBS08014
	2.9-3.1	016	15MINARB08016	15MINARBS08016
	3.2-3.4	018	15MINARB08018	15MINARBS08018
	3.5-3.7	019	15MINARB08019	15MINARBS08019
	3.8-4.0	020	15MINARB08020	15MINARBS08020
	4.1-4.3	022	15MINARB08022	15MINARBS08022
	4.4-4.6	023	15MINARB08023	15MINARBS08023
	4.7-4.9	024	15MINARB08024	15MINARBS08024
5.0-5.9	026	15MINARB08026	15MINARBS08026	

DADI PER CIRCUITI STAMPATI

SELF-CLINCHING NUTS FOR PC BOARDS

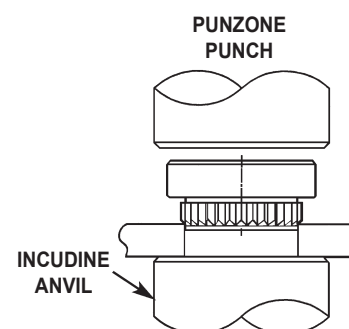
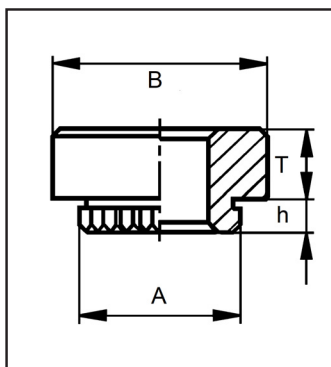
EINPRESSMUTTERN FÜR LEITERPLATTEN

ÉCROUS BROCHER POUR CARTES PC

TUERCAS PARA CIRCUITOS IMPRESOS

CKF2	ACCIAIO STAGNATO
	ELECTRO TIN PLATED STEEL
	STAHL VERZINNT
	ACIER ÉTAMÉ
	ACERO ESTAÑADO

CKFS2	ACCIAIO INOX
	STAINLESS STEEL
	EDELSTAHL
	INOX
	INOX



Caratteristiche e Dimensioni / Specifications and Dimensions										
Filetto per passo Thread Size x Pitch	Codici Codes		Filetto Thread size	h Max.	Min. Spessore Lamiera Min. Sheet Thickness	Foro Hole Size +0.08	A ±0.08	B ±0.13	T ±0.13	Distanza min. dal Bordo Min. Dist to Edge
	Acciaio Carbon Steel	Acciaio Inox Stainless Steel								
M2x0.4	15CKF2M2	15CKFS2M2	M2	1.5	1.5	3.7	4.19	5.56	1.5	4.2
M2,5x0.45	15CKF2M2.5	15CKFS2M2.5	M2,5			4.2	4.68	5.56	1.5	4.4
M3x0.5	15CKF2M3	15CKFS2M3	M3			4.2	4.68	5.56	1.5	4.4
M4x0.7	15CKF2M4	15CKFS2M4	M4			6.4	6.81	8.74	2	6.4
M5x0.8	15CKF2M5	15CKFS2M5	M5			6.9	7.37	9.53	3	7.1

Filetto in pollici a richiesta - Dimensions in inches available on demand - Zöllige Gewinde auf Anfrage lieferbar - Filetage en pouces sur demande - Rosca en pulgadas bajo demanda

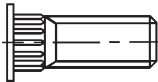
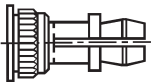
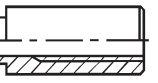
Dati Tecnici / Performance Data / Technische Daten / Données Techniques / Datos técnicos

I valori di forza di espulsione e di rottura filetto sono validi se vengono seguite con cura le specifiche di installazione. Variazioni nel foro, nello spessore della lamiera e nelle procedure di installazione, modificano i valori.

Installation, pushout and torque-out values reported are averages when all installation specifications and procedures are followed. Variations in mounting hole size, sheet material and installation procedure will affect this data.

Codici Codes	Filetto Thread Size	Coppia Max. Raccomandata Max. Nut Tightening Torque (N•m)	Spessore e Materiale Sheet Thickness & Sheet Material	Installazione Installation (kN)	Forza di Espulsione Pushout (N)	Rottura Torque-out (Nm)
CKF2 CKFS2	M3	-	1.5 mm FR-4 Fiberglass	2.2	200	1.7
	M4	-	1.5 mm FR-4 Fiberglass	2.2	330	3.4
	M5	-	1.5 mm FR-4 Fiberglass	2.9	350	4.5

PRODOTTI DISPONIBILI A RICHIESTA - ITEMS AVAILABLE ON DEMAND

	PERNO AUTOFISSANTE PER CIRCUITI STAMPATI BROACHING STUD
	DISTANZIALE AUTOFISSANTE PER CIRCUITO STAMPATO QUICK RELEASE STANDOFF FOR PC BOARD
	DISTANZIALE AUTOFISSANTE PER CIRCUITO STAMPATO BROACHING STANDOFF


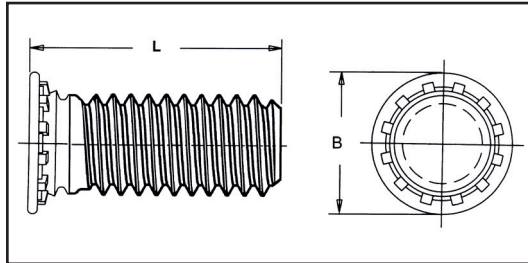
PERNI AUTOFISSANTI PER LAMIERA

SELF-CLINCHING STUDS FOR SHEET METAL

EINPRESSGEWINDEBOLZEN FÜR BLECH

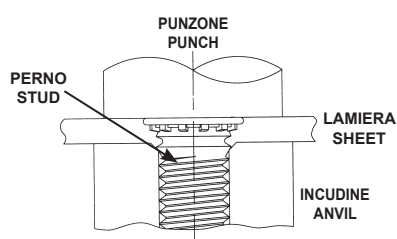
GOUJONS À SERTIR POUR TÔLE

PERNOS AUTOINSERTABLES PARA CHAPA



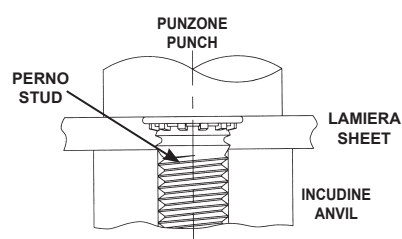
CH	ACCIAIO ZINCATO	per lamiere fino a 80 HRB
	ZINC PLATED STEEL	sheet hardness max 80 HRB
	STAHL VERZINKT	Blechhärte max 80 HRB
	ACIER ZINGUÉ	pour tôles jusqu'à 80 HRB
	ACERO CINCADO	para chapa max 80 HRB
CHS	ACCIAIO INOX	per lamiere fino a 70 HRB
	STAINLESS STEEL	sheet hardness max 70 HRB
	EDELSTAHL	Blechhärte max 70 HRB
	INOX	pour tôles jusqu'à 70 HRB
	INOX	para chapa max 70 HRB
CHSA4	INOX 400	per lamiere inox fino a 90 HRB
	400 SERIES STAINLESS STEEL	sheet hardness max 90 HRB
	EDELSTAHL 400	Blechhärte max 90 HRB
	INOX 400	pour tôles inox jusqu'à 90 HRB
	INOX 400	para chapa max 90 HRB
CHA	ALLUMINIO	per lamiere fino a 50 HRB
	ALUMINIUM	sheet hardness max 50 HRB
	ALUMINIUM	Blechhärte max 50 HRB
	ALUMINIUM	pour tôles jusqu'à 50 HRB
	ALUMINIO	para chapa max 50 HRB

Caratteristiche e Dimensioni Specifications and Dimensions				
Filetto per passo Thread Size x Pitch	B ±0.4	Foro - Hole Size +0.08	Dist. Min. dal Bordo Min. Dist. to edge	Spess. min. Lamiera Min Sheet Thickness
M2 x 0.4	3.3	2.15	5.4	1.0
M2.5 x 0.45	4.1	2.5	5.4	1.0
M3 x 0.5	4.6	3.0	5.6	1.0
M4 x 0.7	5.9	4.0	7.2	1.0
M5 x 0.8	6.5	5.0	7.2	1.0
M6 x 1.0	8.2	6.0	7.9	1.6
M8 x 1.25	9.6	8.0	9.6	2.4
M10 x 1.5	12.6	10.0	18.3	2.4



Esempio di installazione su lamiera sino a 1.5 mm, con filetto da M2.5 a M5 e per lamiere fino a 2.4 mm con filetto M6.

Tooling for sheet thicknesses less than 1.5mm with M2.5 - M5 thread sizes and less than 2.4mm for M6 thread sizes.



Esempio di installazione su lamiere minimo 1.5 mm e superiori, con filetto da M2.5 a M5 e per lamiere minimo 2.4 mm con filetto M6 - M8.

Tooling for sheet thicknesses 1.5mm and greater with M2.5 - M5 thread sizes and 2.4mm and greater for M6 - M8 thread sizes.

Filetto in pollici a richiesta - Dimensions in inches available on demand - Zöllige Gewinde auf Anfrage lieferbar - Filetage en pouces sur demande - Rosca en pulgadas bajo demanda

CH			CH			CHS			CHS			
Filetto x passo Thread Size x Pitch	Lunghezza Length	Codice Code	Filetto x passo Thread Size x Pitch	Lunghezza Length	Codice Code	Filetto x passo Thread Size x Pitch	Lunghezza Length	Codice Code	Filetto x passo Thread Size x Pitch	Lunghezza Length	Codice Code	
M2.5 x 0.45	5	15CHM2.5-05	M5 x 0.8	6	15CHM5-06	M2.5 x 0.45	5	15CHSM2.5-05	M6 x 1	8	15CHSM6-08	
	6	15CHM2.5-06		8	15CHM5-08		6	15CHSM2.5-06		10	15CHSM6-10	
	8	15CHM2.5-08		10	15CHM5-10		8	15CHSM2.5-08		12	15CHSM6-12	
	10	15CHM2.5-10		12	15CHM5-12		10	15CHSM2.5-10		14	15CHSM6-14	
	12	15CHM2.5-12		14	15CHM5-14		12	15CHSM2.5-12		15	15CHSM6-15	
	15	15CHM2.5-15		15	15CHM5-15		15	15CHSM2.5-15		16	15CHSM6-16	
	16	15CHM2.5-16		18	15CHM5-18		16	15CHSM2.5-16		18	15CHSM6-18	
	18	15CHM2.5-18		20	15CHM5-20		18	15CHSM2.5-18		20	15CHSM6-20	
	20	15CHM2.5-20		22	15CHM5-22		20	15CHSM2.5-20		22	15CHSM6-22	
	22	15CHM2.5-22		25	15CHM5-25		22	15CHSM2.5-22		25	15CHSM6-25	
	25	15CHM2.5-25		28	15CHM5-28		25	15CHSM2.5-25		28	15CHSM6-28	
	M3 x 0.5	5		15CHM3-05	30		15CHM5-30	M3 x 0.5		6	15CHSM3-06	30
6		15CHM3-06		35	15CHM5-35	8	15CHSM3-08			35	15CHSM6-35	
8		15CHM3-08		38	15CHM5-38	10	15CHSM3-10			38	15CHSM6-38	
10		15CHM3-10		40	15CHM5-40	12	15CHSM3-12			40	15CHSM6-40	
12		15CHM3-12		45	15CHM5-45	14	15CHSM3-14		45	15CHSM6-45		
14		15CHM3-14		50	15CHM5-50	15	15CHSM3-15		50	15CHSM6-50		
15		15CHM3-15		M6 x 1	6	15CHM6-06	16		15CHSM3-16	M8 x 1.25	8	15CHSM8-08
16		15CHM3-16			8	15CHM6-08	18		15CHSM3-18		10	15CHSM8-10
18		15CHM3-18			10	15CHM6-10	20		15CHSM3-20		12	15CHSM8-12
20		15CHM3-20	12		15CHM6-12	22	15CHSM3-22		14		15CHSM8-14	
22		15CHM3-22	14		15CHM6-14	25	15CHSM3-25		15		15CHSM8-15	
25		15CHM3-25	15		15CHM6-15	28	15CHSM3-28		16		15CHSM8-16	
28		15CHM3-28	16		15CHM6-16	30	15CHSM3-30	18	15CHSM8-18			
30		15CHM3-30	18		15CHM6-18	35	15CHSM3-35	20	15CHSM8-20			
35		15CHM3-35	20		15CHM6-20	6	15CHSM4-06	22	15CHSM8-22			
38		15CHM3-38	22		15CHM6-22	8	15CHSM4-08	25	15CHSM8-25			
40		15CHM3-40	25		15CHM6-25	10	15CHSM4-10	28	15CHSM8-28			
45		15CHM3-45	28		15CHM6-28	12	15CHSM4-12	30	15CHSM8-30			
50	15CHM3-50	30	15CHM6-30		14	15CHSM4-14	35	15CHSM8-35				
55	15CHM3-55	35	15CHM6-35		15	15CHSM4-15	38	15CHSM8-38				
M4 x 0.7	6	15CHM4-06	38		15CHM6-38	M4 x 0.7	16	15CHSM4-16	M10 x 1.5		15	15CHSM10-15
	8	15CHM4-08	40		15CHM6-40		18	15CHSM4-18		20	15CHSM10-20	
	10	15CHM4-10	45		15CHM6-45		20	15CHSM4-20		25	15CHSM10-25	
	12	15CHM4-12	50		15CHM6-50		22	15CHSM4-22		30	15CHSM10-30	
	14	15CHM4-14	M8 x 1.25	8	15CHM8-08		25	15CHSM4-25		35	15CHSM10-35	
	15	15CHM4-15		10	15CHM8-10		28	15CHSM4-28		M5 x 0.8	6	15CHSM5-06
	16	15CHM4-16		12	15CHM8-12		30	15CHSM4-30			8	15CHSM5-08
	18	15CHM4-18		14	15CHM8-14		35	15CHSM4-35			10	15CHSM5-10
	20	15CHM4-20		15	15CHM8-15		38	15CHSM4-38			12	15CHSM5-12
	22	15CHM4-22		16	15CHM8-16		6	15CHSM5-06			14	15CHSM5-14
	25	15CHM4-25		18	15CHM8-18		8	15CHSM5-08			15	15CHSM5-15
	28	15CHM4-28		20	15CHM8-20		10	15CHSM5-10			16	15CHSM5-16
	30	15CHM4-30		22	15CHM8-22	12	15CHSM5-12	18			15CHSM5-18	
	35	15CHM4-35		25	15CHM8-25	14	15CHSM5-14	20			15CHSM5-20	
	38	15CHM4-38		28	15CHM8-28	15	15CHSM5-15	22			15CHSM5-22	
	40	15CHM4-40		30	15CHM8-30	16	15CHSM5-16	25	15CHSM5-25			
	45	15CHM4-45		35	15CHM8-35	18	15CHSM5-18	28	15CHSM5-28			
				38	15CHM8-38	20	15CHSM5-20	30	15CHSM5-30			
				40	15CHM8-40	22	15CHSM5-22	35	15CHSM5-35			
				45	15CHM8-45	25	15CHSM5-25	38	15CHSM5-38			
		50		15CHM8-50	28	15CHSM5-28	40	15CHSM5-40				
		60		15CHM8-60	30	15CHSM5-30						
		15	15CHM10-15	35	15CHSM5-35							
		20	15CHM10-20	38	15CHSM5-38							
		25	15CHM10-25	40	15CHSM5-40							
		30	15CHM10-30									
		35	15CHM10-35									

Filetto in pollici a richiesta - Dimensions in inches available on demand - Zöllige Gewinde auf Anfrage lieferbar - Filetage en pouces sur demande - Rosca en pulgadas bajo demanda

CHSA4			CHSA4			CHA			CHA		
Filetto x passo Thread Size x Pitch	Lunghezza Length	Codice Code	Filetto x passo Thread Size x Pitch	Lunghezza Length	Codice Code	Filetto x passo Thread Size x Pitch	Lunghezza Length	Codice Code	Filetto x passo Thread Size x Pitch	Lunghezza Length	Codice Code
M2.5 x 0.45	5	15CHSM2.5-05A4	M5 x 0.8	4	15CHSM5-04A4	M2.5 x 0.45	5	15CHAM2.5-05	M5 x 0.8	4	15 CHAM5-04
	6	15CHSM2.5-06A4		6	15CHSM5-06A4		6	15CHAM2.5-06		6	15 CHAM5-06
	8	15CHSM2.5-08A4		8	15CHSM5-08A4		8	15CHAM2.5-08		8	15 CHAM5-08
	10	15CHSM2.5-10A4		10	15CHSM5-10A4		10	15CHAM2.5-10		10	15 CHAM5-10
	12	15CHSM2.5-12A4		12	15CHSM5-12A4		12	15CHAM2.5-12		12	15 CHAM5-12
	15	15CHSM2.5-15A4		14	15CHSM5-14A4		15	15CHAM2.5-15		14	15 CHAM5-14
	16	15CHSM2.5-16A4		15	15CHSM5-15A4		16	15CHAM2.5-16		15	15 CHAM5-15
	18	15CHSM2.5-18A4		16	15CHSM5-16A4		18	15CHAM2.5-18		16	15 CHAM5-16
	20	15CHSM2.5-20A4		18	15CHSM5-18A4		20	15CHAM2.5-20		18	15 CHAM5-18
	22	15CHSM2.5-22A4		20	15CHSM5-20A4		22	15CHAM2.5-22		20	15 CHAM5-20
M3 x 0.5	25	15CHSM2.5-25A4	22	15CHSM5-22A4	25	15CHAM2.5-25	22	15 CHAM5-22			
	6	15CHSM3-06A4	25	15CHSM5-25A4	M3 x 0.5	6	15 CHAM3-06	25	15 CHAM5-25		
	8	15CHSM3-08A4	28	15CHSM5-28A4		8	15 CHAM3-08	28	15 CHAM5-28		
	10	15CHSM3-10A4	30	15CHSM5-30A4		10	15 CHAM3-10	30	15 CHAM5-30		
	12	15CHSM3-12A4	35	15CHSM5-35A4		12	15 CHAM3-12	35	15 CHAM5-35		
	14	15CHSM3-14A4	M6 x 1	8		15CHSM6-08A4	14	15 CHAM3-14	38	15 CHAM5-38	
	15	15CHSM3-15A4		10		15CHSM6-10A4	15	15 CHAM3-15	8	15 CHAM6-08	
	16	15CHSM3-16A4		12		15CHSM6-12A4	16	15 CHAM3-16	10	15 CHAM6-10	
	18	15CHSM3-18A4		14		15CHSM6-14A4	18	15 CHAM3-18	12	15 CHAM6-12	
	20	15CHSM3-20A4		15		15CHSM6-15A4	20	15 CHAM3-20	14	15 CHAM6-14	
22	15CHSM3-22A4	16		15CHSM6-16A4		22	15 CHAM3-22	15	15 CHAM6-15		
25	15CHSM3-25A4	18		15CHSM6-18A4	25	15 CHAM3-25	16	15 CHAM6-16			
28	15CHSM3-28A4	20		15CHSM6-20A4	M4 x 0.7	4	15 CHAM4-04	18	15 CHAM6-18		
30	15CHSM3-30A4	22		15CHSM6-22A4		6	15 CHAM4-06	20	15 CHAM6-20		
M4 x 0.7	4	15CHSM4-04A4		25		15CHSM6-25A4	8	15 CHAM4-08	22	15 CHAM6-22	
	6	15CHSM4-06A4	28	15CHSM6-28A4		10	15 CHAM4-10	25	15 CHAM6-25		
	8	15CHSM4-08A4	30	15CHSM6-30A4		12	15 CHAM4-12	28	15 CHAM6-28		
	10	15CHSM4-10A4	35	15CHSM6-35A4		14	15 CHAM4-14	30	15 CHAM6-30		
	12	15CHSM4-12A4	M8 x 1.25	8		15CHSM8-08A4	15	15 CHAM4-15	35	15 CHAM6-35	
	14	15CHSM4-14A4		10		15CHSM8-10A4	16	15 CHAM4-16	38	15 CHAM6-38	
	15	15CHSM4-15A4		12		15CHSM8-12A4	18	15 CHAM4-18	8	15 CHAM8-08	
	16	15CHSM4-16A4		14		15CHSM8-14A4	20	15 CHAM4-20	10	15 CHAM8-10	
	18	15CHSM4-18A4		15	15CHSM8-15A4	22	15 CHAM4-22	12	15 CHAM8-12		
	20	15CHSM4-20A4		16	15CHSM8-16A4	25	15 CHAM4-25	14	15 CHAM8-14		
22	15CHSM4-22A4	18		15CHSM8-18A4	28	15 CHAM4-28	15	15 CHAM8-15			
25	15CHSM4-25A4	20		15CHSM8-20A4	30	15 CHAM4-30	16	15 CHAM8-16			
28	15CHSM4-28A4	22		15CHSM8-22A4	35	15 CHAM4-35	18	15 CHAM8-18			
30	15CHSM4-30A4	25		15CHSM8-25A4	M6 x 1	M6 x 1	4	15 CHAM6-04	20	15 CHAM8-20	
35	15CHSM4-35A4	28	15CHSM8-28A4	6			15 CHAM6-06	22	15 CHAM8-22		
38	15CHSM4-38A4	30	15CHSM8-30A4	8			15 CHAM6-08	25	15 CHAM8-25		
M10 x 1.5	15	15CHSM10-15A4	35	15CHSM8-35A4			10	15 CHAM6-10	28	15 CHAM8-28	
	20	15CHSM10-20A4	M10 x 1.5	15			15CHSM10-15A4	12	15 CHAM6-12	30	15 CHAM8-30
	25	15CHSM10-25A4		20			15CHSM10-20A4	15	15 CHAM6-15	35	15 CHAM8-35
	30	15CHSM10-30A4		25			15CHSM10-25A4	18	15 CHAM6-18	38	15 CHAM8-38
	35	15CHSM10-35A4		30			15CHSM10-30A4	20	15 CHAM6-20		
38	15CHSM10-38A4	35		15CHSM10-35A4			22	15 CHAM6-22			

Filetto in pollici a richiesta - Dimensions in inches available on demand - Zöllige Gewinde auf Anfrage lieferbar - Filetage en pouces sur demande - Rosca en pulgadas bajo demanda

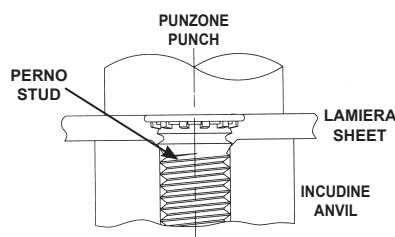
PERNI AUTOFISSANTI PER LAMIERA

SELF-CLINCHING STUDS FOR SHEET METAL

EINPRESSGEWINDEBOLZEN FÜR BLECH

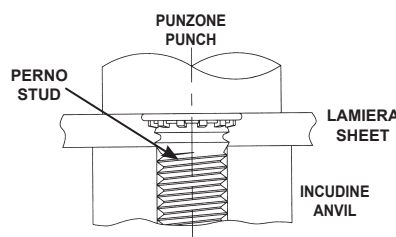
GOUJONS À SERTIR POUR TÔLE

PERNOS AUTOINSERTABLES PARA CHAPA



Esempio di installazione su lamiera sino a 1.5 mm, con filetto da M2.5 a M5 e per lamiera fino a 2.4 mm con filetto M6.

Tooling for sheet thicknesses less than 1.5mm with M2.5 - M5 thread sizes and less than 2.4mm for M6 thread sizes.



Esempio di installazione su lamiera minimo 1.5 mm e superiori, con filetto da M2.5 a M5 e per lamiera minimo 2.4 mm con filetto M6 - M8.

Tooling for sheet thicknesses 1.5mm and greater with M2.5 - M5 thread sizes and 2.4mm and greater for M6 - M8 thread sizes.

Dati Tecnici / Performance Data / Technische Daten / Données Techniques / Datos técnicos

I valori di forza di espulsione e di rottura filetto sono validi se vengono seguite con cura le specifiche di installazione. Variazioni nel foro, nello spessore della lamiera e nelle procedure di installazione, modificano i valori.

Installation, pushout and torque-out values reported are averages when all installation specifications and procedures are followed. Variations in mounting hole size, sheet material and installation procedure will affect this data.

Filetto Thread Size	Coppia Max di Serraggio Raccomandata Max. Nut Tightening Torque (N•m)	Codici Codes	Spessore e Materiale Sheet Thickness and Sheet Material	Durezza Lamiera Sheet Hardness HRB	Installazione Installation (kN)	Forza di Espulsione Pushout (N)	Rottura Torque-out (N•m)	Strappo Pull Thru (N)
M2.5	0.78	CH	1.6 mm Alluminio /Aluminium	29	8.9	465	1.0	2600
	0.48	CHS			11.6		0.8	1820
	0.84	CH	1.5 mm Acciaio /Steel	59	11.1	740	1.0	2800
	0.55	CHS			13.8		0.8	1820
M3	1.1	CH	1.6 mm Alluminio /Aluminium	29	12.9	600	1.7	3150
	0.81	CHS					1.3	2570
	1.4	CH	1.5 mm Acciaio /Steel	59	14.7	820	1.7	3840
	0.88	CHS					1.3	2440
M4	2.1	CH	1.6 mm Alluminio /Aluminium	29	20.0	975	2.9	4448
	1.8	CHS			22.3			4180
	2.7	CH	1.5 mm Acciaio /Steel	59	28.9	1780	4.2	5650
	2.3	CHS			26.7		2.9	4775
M5	3.1	CH	1.6 mm Alluminio /Aluminium	29	24.5	1070	3.5	5170
	2.5	CHS						4760
	3.8	CH	1.5 mm Acciaio /Steel	59	33.4	2000	6.5	6270
	3.6	CHS			32.5		6.3	6000
M6	7.3	CH	2.4 mm Alluminio /Aluminium	28	28.9	1660	7.3	10200
	5.7	CHS						9090
	8.1	CH	2.2 mm Acciaio /Steel	46	44.5	2560	11.3	11300
	7.6	CHS					10.1	10600
M8	10.0	CH	2.4 mm Alluminio /Aluminium	28	29.8	1910	11.3	10500
	8.0	CHS						9540
	15.0	CH	2.4 mm Acciaio /Steel	46	44.5	2890	19.2	15450
	13.0	CHS			49.8		17.5	13630
M3	1.3	CHSA4	1.5 mm Inox/Stainless steel	87	40.0	2220	1.8	3500
M4	3.8			86	50.0	3210	6.5	8000
M5	6.0			86	53.0	3560	10.7	10000
M6	11.0			88	71.0	4200	15.9	14900

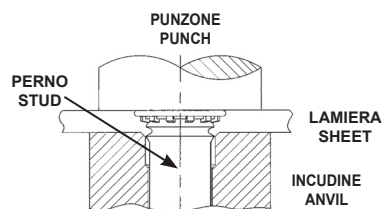
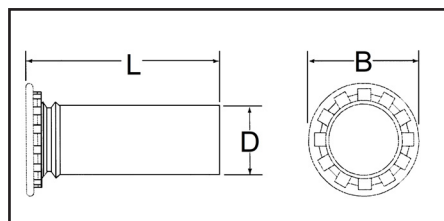
PERNI AUTOFISSANTI LISCI PER LAMIERA

SELF-CLINCHING PINS FOR SHEET METAL

EINPRESSBOLZEN OHNE GEWINDE FÜR BLECH

GOUJONS LISSES À SERTIR POUR TÔLE

PERNOS AUTOINSERTABLES LISOS PARA CHAPA



CHD	ACCIAIO ZINCATO	per lamiere fino a 80 HRB
	ZINC PLATED STEEL	sheet hardness max 80 HRB
	STAHL VERZINKT	Blehhärte max 80 HRB
	ACIER ZINGUÉ	pour tôles jusqu'à 80 HRB
	ACERO CINCADO	para chapa max 80 HRB
CHSD	ACCIAIO INOX	per lamiere fino a 70 HRB
	STAINLESS STEEL	sheet hardness max 70 HRB
	EDELSTAHL	Blehhärte max 70 HRB
	INOX	pour tôles jusqu'à 70 HRB
	INOX	para chapa max 70 HRB

Caratteristiche e Dimensioni Specifications and Dimensions				
Diametro perno Pin \varnothing D	B ± 0.4	Foro - Hole Size $+0.08$	Dist. Min. dal Bordo Min. Dist. to edge	Spess. min. Lamiera Min. Sheet Thickness
$\varnothing 3$	5.3	3.5	6.4	1
$\varnothing 4$	6.0	4.1	7.1	1
$\varnothing 5$	7.5	5.5	7.6	1
$\varnothing 6$	8.1	6.5	7.9	1

CHD		
Diametro Diameter	Lunghezza Length	Codice Code
$\varnothing 3$	6	15CHD3-06
	8	15CHD3-08
	10	15CHD3-10
	12	15CHD3-12
	14	15CHD3-14
	15	15CHD3-15
	16	15CHD3-16
	18	15CHD3-18
	20	15CHD3-20
	22	15CHD3-22
	25	15CHD3-25
	28	15CHD3-28
	30	15CHD3-30
	35	15CHD3-35
$\varnothing 4$	6	15CHD4-06
	8	15CHD4-08
	10	15CHD4-10
	12	15CHD4-12
	14	15CHD4-14
	15	15CHD4-15
	16	15CHD4-16
	18	15CHD4-18
	20	15CHD4-20
	22	15CHD4-22
	25	15CHD4-25
	28	15CHD4-28

CHD		
Diametro Diameter	Lunghezza Length	Codice Code
$\varnothing 5$	6	15CHD5-06
	8	15CHD5-08
	10	15CHD5-10
	12	15CHD5-12
	14	15CHD5-14
	15	15CHD5-15
	16	15CHD5-16
	18	15CHD5-18
	20	15CHD5-20
	22	15CHD5-22
	25	15CHD5-25
	28	15CHD5-28
	30	15CHD5-30
	35	15CHD5-35
$\varnothing 6$	10	15CHD6-10
	12	15CHD6-12
	16	15CHD6-16
	20	15CHD6-20

CHSD		
Diametro Diameter	Lunghezza Length	Codice Code
$\varnothing 3$	6	15CHSD3-06
	8	15CHSD3-08
	10	15CHSD3-10
	12	15CHSD3-12
	14	15CHSD3-14
	15	15CHSD3-15
	16	15CHSD3-16
	18	15CHSD3-18
	20	15CHSD3-20
	22	15CHSD3-22
	25	15CHSD3-25
	28	15CHSD3-28
	30	15CHSD3-30
	35	15CHSD3-35
$\varnothing 4$	6	15CHSD4-06
	8	15CHSD4-08
	10	15CHSD4-10
	12	15CHSD4-12
	14	15CHSD4-14
	15	15CHSD4-15
	16	15CHSD4-16
	18	15CHSD4-18
	20	15CHSD4-20
	22	15CHSD4-22
	25	15CHSD4-25
	28	15CHSD4-28

CHSD		
Diametro Diameter	Lunghezza Length	Codice Code
$\varnothing 5$	6	15CHSD5-06
	8	15CHSD5-08
	10	15CHSD5-10
	12	15CHSD5-12
	14	15CHSD5-14
	15	15CHSD5-15
	16	15CHSD5-16
	18	15CHSD5-18
	20	15CHSD5-20
	22	15CHSD5-22
	25	15CHSD5-25
	28	15CHSD5-28
	30	15CHSD5-30
	35	15CHSD5-35
$\varnothing 6$	10	15CHSD6-10
	12	15CHSD6-12
	16	15CHSD6-16
	20	15CHSD6-20

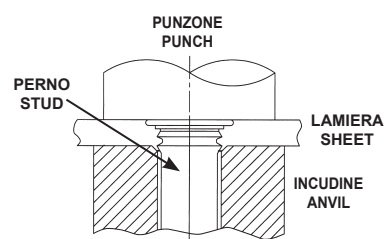
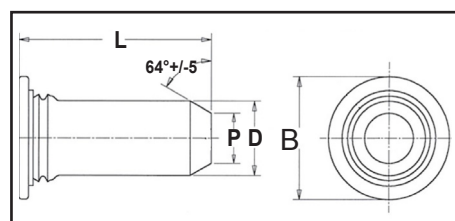
PERNI AUTOFISSANTI LISCI PER LAMIERA

SELF-CLINCHING PINS FOR SHEET METAL

EINPRESSBOLZEN OHNE GEWINDE FÜR BLECH

GOUJONS LISSES À SERTIR POUR TÔLE

PERNOS AUTOINSERTABLES LISOS PARA CHAPA



TPS	ACCIAIO INOX	per lamiere fino a 70 HRB
	STAINLESS STEEL	sheet hardness max 70 HRB
	EDELSTAHL	Blehhärte max 70 HRB
	INOX	pour tôles jusqu'à 70 HRB
	INOX	para chapa max 70 HRB

TPSA4	INOX 400	per lamiere inox fino a 90 HRB
	400 SERIES STAINLESS STEEL	sheet hardness max 90 HRB
	EDELSTAHL 400	Blehhärte max 90 HRB
	INOX 400	pour tôles inox jusqu'à 90 HRB
	INOX 400	para chapa max 90 HRB

Caratteristiche e Dimensioni Specifications and Dimensions					
Diametro perno Pin \varnothing D	B ± 0.4	P ± 0.15	Foro - Hole Size $+0.08$	Dist. Min. dal Bordo Min. Dist. to edge	Spess. min. Lamiera Min. Sheet Thickness
$\varnothing 3$	5.2	2.05	3.5	6.4	1
$\varnothing 4$	6.12	2.82	4.5	7.1	1
$\varnothing 5$	7.19	3.53	5.5	7.6	1
$\varnothing 6$	8.13	4.24	6.5	7.9	1

TPS			TPS			TPSA4			TPSA4		
Diametro Diameter	Lunghezza Length	Codice Code	Diametro Diameter	Lunghezza Length	Codice Code	Diametro Diameter	Lunghezza Length	Codice Code	Diametro Diameter	Lunghezza Length	Codice Code
$\varnothing 3$	6	15TPS3-06	$\varnothing 5$	10	15TPS5-10	$\varnothing 3$	6	15TPS3-06A4	$\varnothing 5$	10	15TPS5-10A4
	8	15TPS3-08		12	15TPS5-12		8	15TPS3-08A4		12	15TPS5-12A4
	10	15TPS3-10		14	15TPS5-14		10	15TPS3-10A4		14	15TPS5-14A4
	12	15TPS3-12		15	15TPS5-15		12	15TPS3-12A4		15	15TPS5-15A4
	14	15TPS3-14		16	15TPS5-16		14	15TPS3-14A4		16	15TPS5-16A4
	15	15TPS3-15		18	15TPS5-18		15	15TPS3-15A4		18	15TPS5-18A4
	16	15TPS3-16		20	15TPS5-20		16	15TPS3-16A4		20	15TPS5-20A4
$\varnothing 4$	6	15TPS4-06	$\varnothing 6$	10	15TPS6-10	$\varnothing 4$	6	15TPS4-06A4	$\varnothing 6$	10	15TPS6-10A4
	8	15TPS4-08		12	15TPS6-12		8	15TPS4-08A4		12	15TPS6-12A4
	10	15TPS4-10		14	15TPS6-14		10	15TPS4-10A4		14	15TPS6-14A4
	12	15TPS4-12		15	15TPS6-15		12	15TPS4-12A4		15	15TPS6-15A4
	14	15TPS4-14		16	15TPS6-16		14	15TPS4-14A4		16	15TPSD6-16A4
	15	15TPS4-15		18	15TPS6-18		15	15TPS4-15A4		18	15TPS6-18A4
	16	15TPS4-16		20	15TPS6-20		16	15TPS4-16A4		20	15TPS6-20A4

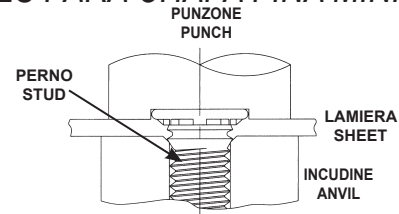
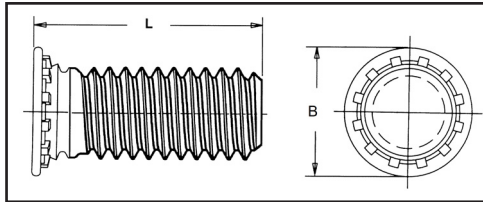
PERNI AUTOFISSANTI PER LAMIERE SOTTILI MIN. 0.51mm

SELF-CLINCHING STUDS FOR THIN SHEET METAL MIN. 0.51mm

EINPRESSGEWINDEBOLZEN FÜR DÜNNBLECH MIN. 0.51mm

GOUJONS À SERTIR POUR TÔLES FINES MIN. 0.51mm

PERNOS AUTOINSERTABLES PARA CHAPA FINA MIN. 0.51mm



CHSB	ACCIAIO ZINCATO	per lamiera fino a 80 HRB
	ZINC PLATED STEEL	sheet hardness max 80 HRB
	STAHL VERZINKT	Blehhärte max 80 HRB
	ACIER ZINGUE	pour tôles jusqu'à 80 HRB
CHSSB	ACCIAIO INOX	per lamiera fino a 70 HRB
	STAINLESS STEEL	sheet hardness max 70 HRB
	EDELSTAHL	Blehhärte max 70 HRB
	INOX	pour tôles jusqu'à 70 HRB
	INOX	para chapa max 70 HRB

Caratteristiche e Dimensioni / Specifications and Dimensions				
Filetto per passo Thread Size x Pitch	B ±0.4	Foro - Hole Size +0.08	Dist. Min. dal Bordo Min. Dist. to edge	Spess. min. Lamiera Min. Sheet Thickness
M3 x 0.5	4.5	3.0	5.6	0.51
M4 x 0.7	5.8	4.0	7.2	0.51
M5 x 0.8	6.4	5.0	7.2	0.51

CHSB			CHSB			CHSSB			CHSSB			
Filetto x passo Thread Size x Pitch	Lunghezza Length	Codice Code	Filetto x passo Thread Size x Pitch	Lunghezza Length	Codice Code	Filetto x passo Thread Size x Pitch	Lunghezza Length	Codice Code	Filetto x passo Thread Size x Pitch	Lunghezza Length	Codice Code	
M3 x 0.5	6	15CHM3-06SB	M4 x 0.7	18	15CHM4-18SB	M3 x 0.5	6	15CHSM3-06SB	M4 x 0.7	18	15CHSM4-18SB	
	8	15CHM3-08SB		20	15CHM4-20SB		8	15CHSM3-08SB		20	15CHSM4-20SB	
	10	15CHM3-10SB		22	15CHM4-22SB		10	15CHSM3-10SB		22	15CHSM4-22SB	
	12	15CHM3-12SB		25	15CHM4-25SB		12	15CHSM3-12SB		25	15CHSM4-25SB	
	14	15CHM3-14SB		28	15CHM4-28SB		14	15CHSM3-14SB		28	15CHSM4-28SB	
	15	15CHM3-15SB		30	15CHM4-30SB		15	15CHSM3-15SB		30	15CHSM4-30SB	
	16	15CHM3-16SB		35	15CHM4-35SB		16	15CHSM3-16SB		35	15CHSM4-35SB	
	18	15CHM3-18SB		M5 x 0.8	6		15CHM5-06SB	18		15CHSM3-18SB	6	15CHSM5-06SB
	20	15CHM3-20SB			8		15CHM5-08SB	20		15CHSM3-20SB	8	15CHSM5-08SB
	22	15CHM3-22SB	10		15CHM5-10SB	22	15CHSM3-22SB	10	15CHSM5-10SB			
	25	15CHM3-25SB	12		15CHM5-12SB	25	15CHSM3-25SB	12	15CHSM5-12SB			
	28	15CHM3-28SB	14		15CHM5-14SB	28	15CHSM3-28SB	14	15CHSM5-14SB			
	30	15CHM3-30SB	15		15CHM5-15SB	30	15CHSM3-30SB	15	15CHSM5-15SB			
	35	15CHM3-35SB	16	15CHM5-16SB	35	15CHSM3-35SB	16	15CHSM5-16SB				
	M4 x 0.7	6	15CHM4-06SB	18	15CHM5-18SB	6	15CHSM4-06SB	18	15CHSM5-18SB			
8		15CHM4-08SB	20	15CHM5-20SB	8	15CHSM4-08SB	20	15CHSM5-20SB				
10		15CHM4-10SB	22	15CHM5-22SB	10	15CHSM4-10SB	22	15CHSM5-22SB				
12		15CHM4-12SB	25	15CHM5-25SB	12	15CHSM4-12SB	25	15CHSM5-25SB				
14		15CHM4-14SB	28	15CHM5-28SB	14	15CHSM4-14SB	28	15CHSM5-28SB				
15		15CHM4-15SB	30	15CHM5-30SB	15	15CHSM4-15SB	30	15CHSM5-30SB				
16		15CHM4-16SB	35	15CHM5-35SB	16	15CHSM4-16SB	35	15CHSM5-35SB				

Filetto Thread Size	Coppia Max di Serraggio Max. Nut Tightening Torque (N•m)	Codici Codes	Spessore e Materiale Sheet Thickness and Sheet Material	Durezza Lamiera Sheet Hardness HRB	Installazione Installation (kN)	Forza di Espulsione Pushout (N)	Rottura Torque-out (N•m)
M3	0.74	CHSB	0.5 mm Alluminio /Aluminium	28	5.8	195	0.6
		CHSSB			5.3		
		CHSB	0.6 mm Acciaio /Steel		12.5		
		CHSSB			6.7		
M4	1.7	CHSB	0.5 mm Alluminio /Aluminium	28	12.5	250	0.7
		CHSSB			9.8		
		CHSB	0.6 mm Acciaio /Steel		17.8		
		CHSSB			13.4		
M5	3.5	CHSB	0.5 mm Alluminio /Aluminium	28	15.6	270	1.3
		CHSSB			13.4		
		CHSB	0.6 mm Acciaio /Steel		26.7		
		CHSSB			17.8		

Filetto in pollici a richiesta - Dimensions in inches available on demand - Zöllige Gewinde auf Anfrage lieferbar - Filetage en pouces sur demande - Rosca en pulgadas bajo demanda

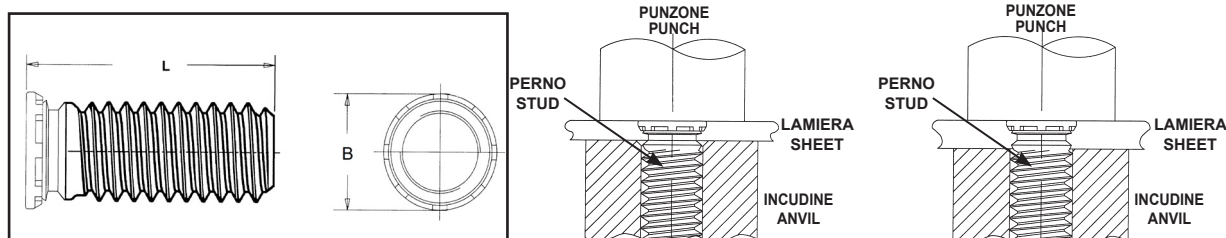
PERNI AUTOFISSANTI PER LAMIERA A TESTA RIDOTTA

LOW DISPLACEMENT SELF-CLINCHING STUDS FOR SHEET METAL

EINPRESSGEWINDEBOLZEN FÜR GERINGE RANDABSTÄNDE

GOUJONS À SERTIR À TÊTE RÉDUITE POUR TÔLE

PERNOS AUTOINSERTABLES CON CABEZA REDUCIDA PARA CHAPA



CHL	ACCIAIO ZINCATO	per lamiera fino a 80 HRB
	ZINC PLATED STEEL	sheet hardness max 80 HRB
	STAHL VERZINKT	Blehhärte max 80 HRB
	ACIER ZINGUE	pour tôles jusqu'à 80 HRB
CHLS	ACCIAIO INOX	per lamiera fino a 70 HRB
	STAINLESS STEEL	sheet hardness max 70 HRB
	EDELSTAHL	Blehhärte max 70 HRB
	INOX	pour tôles jusqu'à 70 HRB
	INOX	para chapa max 70 HRB

Filetto per passo Thread Size x Pitch	B ±0.4	Foro - Hole Size +0.08	Dist. Min. dal Bordo Min. Dist. to edge	Spess. min. Lamiera Min. Sheet Thickness
M2.5 x 0.45	3.15	2.5	2.8	1
M3 x 0.5	3.65	3.0	3.3	1
M4 x 0.7	4.65	4.0	4.3	1
M5 x 0.8	5.9	5.0	5.6	1

CHL			CHL			CHLS			CHLS			
Filetto x passo Thread Size x Pitch	Lunghezza Length	Codice Code	Filetto x passo Thread Size x Pitch	Lunghezza Length	Codice Code	Filetto x passo Thread Size x Pitch	Lunghezza Length	Codice Code	Filetto x passo Thread Size x Pitch	Lunghezza Length	Codice Code	
M2.5 x 0.45	6	15CHLM2.5-06	M4 x 0.7	12	15CHLM4-12	M2.5 x 0.45	6	15CHLSM2.5-06	M4 x 0.7	12	15CHLSM4-12	
	8	15CHLM2.5-08		14	15CHLM4-14		8	15CHLSM2.5-08		14	15CHLSM4-14	
	10	15CHLM2.5-10		15	15CHLM4-15		10	15CHLSM2.5-10		15	15CHLSM4-15	
	12	15CHLM2.5-12		16	15CHLM4-16		12	15CHLSM2.5-12		16	15CHLSM4-16	
	14	15CHLM2.5-14		18	15CHLM4-18		14	15CHLSM2.5-14		18	15CHLSM4-18	
	15	15CHLM2.5-15		20	15CHLM4-20		15	15CHLSM2.5-15		20	15CHLSM4-20	
	16	15CHLM2.5-16		22	15CHLM4-22		16	15CHLSM2.5-16		22	15CHLSM4-22	
	18	15CHLM2.5-18		25	15CHLM4-25		18	15CHLSM2.5-18		25	15CHLSM4-25	
M3 x 0.5	20	15CHLM2.5-20	28	15CHLM4-28	20	15CHLSM2.5-20	28	15CHLSM4-28	M5 x 0.8	6	15CHLSM3-06	
	6	15CHLM3-06	30	15CHLM4-30	6	15CHLSM3-06	30	15CHLSM4-30		8	15CHLSM3-08	
	8	15CHLM3-08	35	15CHLM4-35	8	15CHLSM3-08	35	15CHLSM4-35		10	15CHLSM3-10	
	10	15CHLM3-10	M5 x 0.8	6	15CHLM5-06	10	15CHLSM3-10	6		15CHLSM5-06	8	15CHLSM5-08
	12	15CHLM3-12		8	15CHLM5-08	12	15CHLSM3-12	8		15CHLSM5-08	10	15CHLSM5-10
	14	15CHLM3-14		10	15CHLM5-10	14	15CHLSM3-14	10		15CHLSM5-10	12	15CHLSM5-12
	15	15CHLM3-15		12	15CHLM5-12	15	15CHLSM3-15	12		15CHLSM5-12	14	15CHLSM5-14
	16	15CHLM3-16		14	15CHLM5-14	16	15CHLSM3-16	14		15CHLSM5-14	15	15CHLSM5-15
	18	15CHLM3-18		15	15CHLM5-15	18	15CHLSM3-18	15		15CHLSM5-15	16	15CHLSM5-16
	20	15CHLM3-20		16	15CHLM5-16	20	15CHLSM3-20	16		15CHLSM5-16	18	15CHLSM5-18
	22	15CHLM3-22		18	15CHLM5-18	22	15CHLSM3-22	18		15CHLSM5-18	20	15CHLSM5-20
	25	15CHLM3-25		20	15CHLM5-20	25	15CHLSM3-25	20		15CHLSM5-20	22	15CHLSM5-22
28	15CHLM3-28	22		15CHLM5-22	28	15CHLSM3-28	22	15CHLSM5-22	25	15CHLSM5-25		
30	15CHLM3-30	25		15CHLM5-25	30	15CHLSM3-30	25	15CHLSM5-25	28	15CHLSM5-28		
35	15CHLM3-35	28		15CHLM5-28	35	15CHLSM3-35	28	15CHLSM5-28	30	15CHLSM5-30		
M4 x 0.7	6	15CHLM4-06	30	15CHLM5-30	6	15CHLSM4-06	30	15CHLSM5-30	M5 x 0.8	6	15CHLSM5-06	
	8	15CHLM4-08	35	15CHLM5-35	8	15CHLSM4-08	35	15CHLSM5-35		8	15CHLSM5-08	
	10	15CHLM4-10			10	15CHLSM4-10				10	15CHLSM5-10	

Filetto Thread Size	Coppia Max di Serraggio Max. Nut Tightening Torque (N•m)	Codici Codes	Spessore e Materiale Sheet Thickness and Sheet Material	Durezza Lamiera Sheet Hardness HRB	Installazione Installation (kN)	Forza di Espulsione Pushout (N)	Rottura Torque-out (N•m)	Strappo Pull Thru (N)
M2.5	0.32	CHL CHLS	1.2 mm Alluminio / Aluminium	33.0	3.1	285	0.55	1200
	0.59		1.1 mm Acciaio / Steel	54.0	5.3	450	1.1	2250
M3	0.41		1.2 mm Alluminio / Aluminium	33.0	4.4	285	0.65	1300
	0.79		1.1 mm Acciaio / Steel	54.0	5.3	475	1.25	2500
M4	0.65		1.2 mm Alluminio / Aluminium	33.0	5.3	365	1.1	1550
	1.39		1.1 mm Acciaio / Steel	54.0	6.6	550	2.1	3300
M5	0.97		1.2 mm Alluminio / Aluminium	33.0	11.1	530	2.2	1850
	1.97		1.1 mm Acciaio / Steel	54.0	20.0	1000	4.4	3750

Filetto in pollici a richiesta - Dimensions in inches available on demand - Zöllige Gewinde auf Anfrage lieferbar - Filetage en pouces sur demande - Rosca en pulgadas bajo demanda

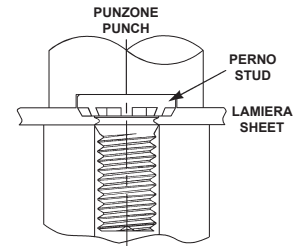
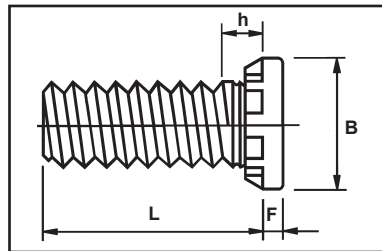
PERNI AUTOFISSANTI PER ALTE TENUTE DI COPPIA

SELF-CLINCHING STUDS FOR HIGH-STRENGTH APPLICATIONS

EINPRESSGEWINDEBOLZEN FÜR HÖHERE BELASTBARKEIT

GOUJONS À SERTIR HAUTE RÉSIDENCE

PERNOS AUTOINSERTABLES DE ALTA RESISTENCIA



HCH	ACCIAIO ZINCATO	per lamiere fino a 85 HRB
	ZINC PLATED STEEL	sheet hardness max 85 HRB
	STAHL VERZINKT	Blehhärte max 85 HRB
	ACIER ZINGUÉ	pour tôles jusqu'à 85 HRB
	ACERO CINCADO	para chapa max 85 HRB

HCHS	ACCIAIO INOX	per lamiere fino a 70 HRB
	STAINLESS STEEL	sheet hardness max 70 HRB
	EDELSTAHL	Blehhärte max 70 HRB
	INOX	pour tôles jusqu'à 70 HRB
	INOX	para chapa max 70 HRB

Caratteristiche e Dimensioni / Specifications and Dimensions						
Filetto Thread Size x Pitch	Spessore Min. Lamiera Sheet Thickness	Foro Hole Size +0.13	B ±0.25	h Max.	F Max.	Distanza Min. dal Bordo Min. Dist. to Edge
M5x0.8	1.3	5	7.8	2.7	1.14	10.7
M6x1	1.5	6	9.4	2.8	1.27	11.5
M8x1.25	2	8	12.5	3.5	1.78	12.7
M10x1.5	2.3	10	15.7	4.1	2.29	13.7

HCH		
Filetto x passo Thread Size x Pitch	Lunghezza Length	Codice Code
M5 x 0.8	15	15HCHM5-15
	20	15HCHM5-20
	25	15HCHM5-25
	30	15HCHM5-30
	35	15HCHM5-35
	40	15HCHM5-40
	45	15HCHM5-45
	50	15HCHM5-50
M6 x 1	15	15HCHM6-15
	20	15HCHM6-20
	25	15HCHM6-25
	30	15HCHM6-30
	35	15HCHM6-35
	40	15HCHM6-40
	45	15HCHM6-45
	50	15HCHM6-50

HCH		
Filetto x passo Thread Size x Pitch	Lunghezza Length	Codice Code
M8 x 1.25	15	15HCHM8-15
	20	15HCHM8-20
	25	15HCHM8-25
	30	15HCHM8-30
	35	15HCHM8-35
	40	15HCHM8-40
	45	15HCHM8-45
	50	15HCHM8-50
M10 x 1.5	15	15HCHM10-15
	20	15HCHM10-20
	25	15HCHM10-25
	30	15HCHM10-30
	35	15HCHM10-35
	40	15HCHM10-40
	45	15HCHM10-45
	50	15HCHM10-50

HCHS		
Filetto x passo Thread Size x Pitch	Lunghezza Length	Codice Code
M5 x 0.8	15	15HCHSM5-15
	20	15HCHSM5-20
	25	15HCHSM5-25
	30	15HCHSM5-30
	35	15HCHSM5-35
	40	15HCHSM5-40
	45	15HCHSM5-45
	50	15HCHSM5-50
M6 x 1	15	15HCHSM6-15
	20	15HCHSM6-20
	25	15HCHSM6-25
	30	15HCHSM6-30
	35	15HCHSM6-35
	40	15HCHSM6-40
	45	15HCHSM6-45
	50	15HCHSM6-50

HCHS		
Filetto x passo Thread Size x Pitch	Lunghezza Length	Codice Code
M8 x 1.25	15	15HCHSM8-15
	20	15HCHSM8-20
	25	15HCHSM8-25
	30	15HCHSM8-30
	35	15HCHSM8-35
	40	15HCHSM8-40
	45	15HCHSM8-45
	50	15HCHSM8-50
M10 x 1.5	15	15HCHSM10-15
	20	15HCHSM10-20
	25	15HCHSM10-25
	30	15HCHSM10-30
	35	15HCHSM10-35
	40	15HCHSM10-40
	45	15HCHSM10-45
	50	15HCHSM10-50

Filetto in pollici a richiesta - Dimensions in inches available on demand - Zöllige Gewinde auf Anfrage lieferbar - Filetage en pouces sur demande - Rosca en pulgadas bajo demanda

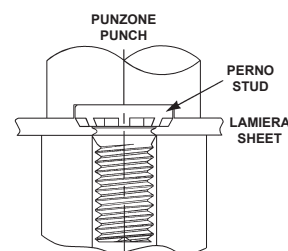
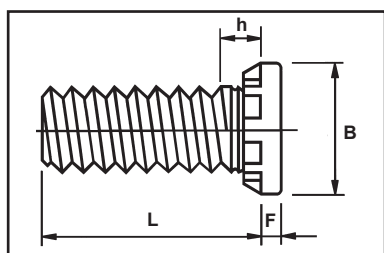
PERNI AUTOFISSANTI PER ALTE TENUTE DI COPPIA

SELF-CLINCHING STUDS FOR HIGH-STRENGTH APPLICATIONS

EINPRESSGEWINDEBOLZEN FÜR HÖHERE BELASTBARKEIT

GOUJONS À SERTIR HAUTE RÉSIDENCE

PERNOS AUTOINSERTABLES DE ALTA RESISTENCIA



Dati Tecnici / Performance Data / Technische Daten / Données Techniques / Datos técnicos

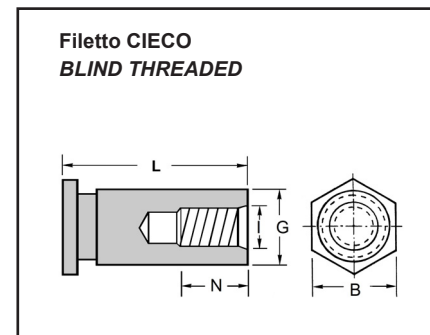
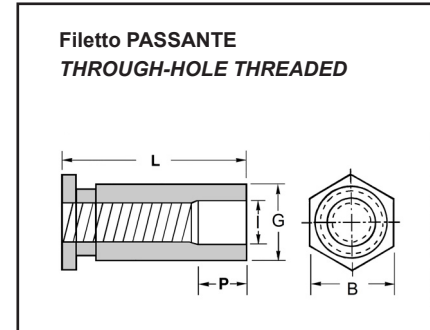
I valori di forza di espulsione e di rottura filetto sono validi se vengono seguite con cura le specifiche di installazione. Variazioni nel foro, nello spessore della lamiera e nelle procedure di installazione, modificano i valori.

Installation, pushout and torque-out values reported are averages when all installation specifications and procedures are followed. Variations in mounting hole size, sheet material and installation procedure will affect this data.

Filetto Thread Size	Codici Codes	Coppia Max. Raccomandata Max. Nut Tightening Torque (N•m)	Spessore e Materiale Sheet Thickness and Sheet Material	Durezza Lamiera Sheet Hardness HRB	Installazione Installation (kN)	Forza di Espulsione Pushout (N)	Rottura Torque-out (N•m)
M5	HCH	4.4	1.5 mm Alluminio / Aluminium	15	13.0	800	5.4
			1.5 mm Acciaio / Steel	65	26.0	1500	7.6
	HCHS		1.62 mm Alluminio / Aluminium	35	12.4	800	5.4
			1.47 mm Acciaio / Steel	54	21.7	1500	6.4
M6	HCH	10	1.5 mm Alluminio / Aluminium	43	29.0	1270	14.0
			1.5 mm Acciaio / Steel	59	33.0	1750	
	HCHS		1.62 mm Alluminio / Aluminium	35	15.4	1270	11.0
			1.6 mm Acciaio / Steel	45	24.6	1750	
M8	HCH	21.7	2.3 mm Alluminio / Aluminium	39	35.6	1700	30.0
			2.3 mm Acciaio / Steel	58	44.5	2200	
	HCHS		2.23 mm Alluminio / Aluminium	44	24.4	1700	20.0
			2.48 mm Acciaio / Steel	43	37.8	2100	
M10	HCH	36.6	2.3 mm Alluminio / Aluminium	39	53.3	2445	36.0
			2.3 mm Acciaio / Steel	58	71.2	3470	49.0
	HCHS		2.3 mm Alluminio / Aluminium	44	44.4	2445	36.0
			2.3 mm Acciaio / Steel	44	57.7	3470	

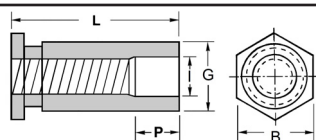
COLONNINE AUTOFISSANTI PER LAMIERA SELF-CLINCHING STANDOFFS FOR SHEET METAL EINPRESSGEWINDEBUCHSEN FÜR BLECH COLONNETTES À SERTIR POUR TÔLE COLUMNAS AUTOINSERTABLES PARA CHAPA

CFSO Filetto PASSANTE Through-hole threaded	ACCIAIO ZINCATO	per lamiera fino a 80 HRB
	ZINC PLATED STEEL	sheet hardness max 80 HRB
	STAHL VERZINKT	Blechhärte max 80 HRB
	ACIER ZINGUE	pour tôles jusqu'à 80 HRB
	ACERO CINCADO	para chapa max 80 HRB
CFSOS Filetto PASSANTE Through-hole threaded	ACCIAIO INOX 303	per lamiera fino a 70 HRB
	303 SERIES STAINLESS STEEL	sheet hardness max 70 HRB
	EDELSTAHL 303	Blechhärte max 70 HRB
	INOX 303	pour tôles jusqu'à 70 HRB
	INOX 303	para chapa max 70 HRB
CFSOSA4 Filetto PASSANTE Through-hole threaded	INOX 400	per lamiera inox fino a 90 HRB
	400 SERIES STAINLESS STEEL	sheet hardness max 90 HRB
	EDELSTAHL 400	Blechhärte max 90 HRB
	INOX 400	pour tôles inox jusqu'à 90 HRB
	INOX 400	para chapa max 90 HRB
CFBSO Filetto CIECO Blind threaded	ACCIAIO ZINCATO	per lamiera fino a 80 HRB
	ZINC PLATED STEEL	sheet hardness max 80 HRB
	STAHL VERZINKT	Blechhärte max 80 HRB
	ACIER ZINGUE	pour tôles jusqu'à 80 HRB
	ACERO CINCADO	para chapa max 80 HRB
CFBSOS Filetto CIECO Blind threaded	ACCIAIO INOX 303	per lamiera fino a 70 HRB
	303 SERIES STAINLESS STEEL	sheet hardness max 70 HRB
	EDELSTAHL 303	Blechhärte max 70 HRB
	INOX 303	pour tôles jusqu'à 70 HRB
	INOX 303	para chapa max 70 HRB
CFBSOSA4 Filetto CIECO Blind threaded	INOX 400	per lamiera inox fino a 90 HRB
	400 SERIES STAINLESS STEEL	sheet hardness max 90 HRB
	EDELSTAHL 400	Blechhärte max 90 HRB
	INOX 400	pour tôles inox jusqu'à 90 HRB
	INOX 400	para chapa max 90 HRB



Caratteristiche e Dimensioni / Specifications and Dimensions																				
Filetto per passo Thread Size x Pitch	Codici Codes	Lunghezza L / Length L +0.05 - 0.13												Foro Hole Size +0.08	G -0.13	B	I ±0.13	Dist. Min. dal Bordo Min. Dist. to Edge	Spess. Min. Lamiera Min. Sheet Thickness	
		3	4	5	6	8	10	12	14	16	18	20	22							25
		P ±0.25	0	0	0	0	0	4	4	4	8	8	8							11
N ±0.25	0	0	0	3.2	4	4	5	6.5	6.5	9.5	9.5	9.5	9.5							
M2.5 x 0.45	CFSO																			
	CFSOS	●	●	●	●	●	●	●	●	●	●	●								
	CFSOS4																			
	CFBSO																			
	CFBSOS		●	●	●	●	●	●	●	●	●	●								
M3 x 0.5 hole 4.2	CFSO																			
	CFSOS	●	●	●	●	●	●	●	●	●	●	●	●	●						
	CFSOS4																			
	CFBSO																			
	CFBSOS		●	●	●	●	●	●	●	●	●	●	●	●	●					
M3 x 0.5 hole 5.4	CFSO																			
	CFSOS	●	●	●	●	●	●	●	●	●	●	●	●	●						
	CFSOS4																			
	CFBSO																			
	CFBSOS			●	●	●	●	●	●	●	●	●	●	●	●	●				
M4 x 0.7	CFSO																			
	CFSOS	●	●	●	●	●	●	●	●	●	●	●	●	●						
	CFSOS4																			
	CFBSO																			
	CFBSOS				●	●	●	●	●	●	●	●	●	●	●	●				
M5 x 0.8	CFSO																			
	CFSOS	●	●	●	●	●	●	●	●	●	●	●	●	●						
	CFSOS4																			
	CFBSO																			
	CFBSOS				●	●	●	●	●	●	●	●	●	●	●	●				

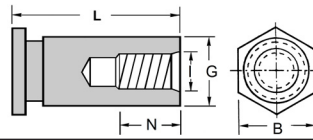
Filetto in pollici a richiesta - Dimensions in inches available on demand - Zöllige Gewinde auf Anfrage lieferbar - Filetage en pouces sur demande - Rosca en pulgadas bajo demanda



Filetto PASSANTE THROUGH-HOLE THREADED

CFSO			CFSOS			CFSOSA4		
Filetto x passo Thread Size x Pitch	Lunghezza Length	Codice Code	Filetto x passo Thread Size x Pitch	Lunghezza Length	Codice Code	Filetto x passo Thread Size x Pitch	Lunghezza Length	Codice Code
M2.5 x 0.45	3	15CFSOM2.5-03	M2.5 x 0.45	3	15CFSOSM2.5-03	M2.5 x 0.45	3	15CFSOSM2.5-03A4
	4	15CFSOM2.5-04		4	15CFSOSM2.5-04		4	15CFSOSM2.5-04A4
	5	15CFSOM2.5-05		5	15CFSOSM2.5-05		5	15CFSOSM2.5-05A4
	6	15CFSOM2.5-06		6	15CFSOSM2.5-06		6	15CFSOSM2.5-06A4
	8	15CFSOM2.5-08		8	15CFSOSM2.5-08		8	15CFSOSM2.5-08A4
	10	15CFSOM2.5-10		10	15CFSOSM2.5-10		10	15CFSOSM2.5-10A4
	12	15CFSOM2.5-12		12	15CFSOSM2.5-12		12	15CFSOSM2.5-12A4
	14	15CFSOM2.5-14		14	15CFSOSM2.5-14		14	15CFSOSM2.5-14A4
	16	15CFSOM2.5-16		16	15CFSOSM2.5-16		16	15CFSOSM2.5-16A4
	18	15CFSOM2.5-18		18	15CFSOSM2.5-18		18	15CFSOSM2.5-18A4
20	15CFSOM2.5-20	20	15CFSOSM2.5-20	20	15CFSOSM2.5-20A4			
M3 x 0.5 hole 4.2	3	15CFSOM3-03	M3 x 0.5 hole 4.2	3	15CFSOSM3-03	M3 x 0.5 hole 4.2	3	15CFSOSM3-03A4
	4	15CFSOM3-04		4	15CFSOSM3-04		4	15CFSOSM3-04A4
	5	15CFSOM3-05		5	15CFSOSM3-05		5	15CFSOSM3-05A4
	6	15CFSOM3-06		6	15CFSOSM3-06		6	15CFSOSM3-06A4
	8	15CFSOM3-08		8	15CFSOSM3-08		8	15CFSOSM3-08A4
	10	15CFSOM3-10		10	15CFSOSM3-10		10	15CFSOSM3-10A4
	12	15CFSOM3-12		12	15CFSOSM3-12		12	15CFSOSM3-12A4
	14	15CFSOM3-14		14	15CFSOSM3-14		14	15CFSOSM3-14A4
	16	15CFSOM3-16		16	15CFSOSM3-16		16	15CFSOSM3-16A4
	18	15CFSOM3-18		18	15CFSOSM3-18		18	15CFSOSM3-18A4
20	15CFSOM3-20	20	15CFSOSM3-20	20	15CFSOSM3-20A4			
22	15CFSOM3-22	22	15CFSOSM3-22	22	15CFSOSM3-22A4			
25	15CFSOM3-25	25	15CFSOSM3-25	25	15CFSOSM3-25A4			
M3 x 0.5 hole 5.4	3	15CFSO35M3-03	M3 x 0.5 hole 5.4	3	15CFSOS35M3-03	M3 x 0.5 hole 5.4	3	15CFSOS35M3-03A4
	4	15CFSO35M3-04		4	15CFSOS35M3-04		4	15CFSOS35M3-04A4
	5	15CFSO35M3-05		5	15CFSOS35M3-05		5	15CFSOS35M3-05A4
	6	15CFSO35M3-06		6	15CFSOS35M3-06		6	15CFSOS35M3-06A4
	8	15CFSO35M3-08		8	15CFSOS35M3-08		8	15CFSOS35M3-08A4
	10	15CFSO35M3-10		10	15CFSOS35M3-10		10	15CFSOS35M3-10A4
	12	15CFSO35M3-12		12	15CFSOS35M3-12		12	15CFSOS35M3-12A4
	14	15CFSO35M3-14		14	15CFSOS35M3-14		14	15CFSOS35M3-14A4
	16	15CFSO35M3-16		16	15CFSOS35M3-16		16	15CFSOS35M3-16A4
	18	15CFSO35M3-18		18	15CFSOS35M3-18		18	15CFSOS35M3-18A4
20	15CFSO35M3-20	20	15CFSOS35M3-20	20	15CFSOS35M3-20A4			
22	15CFSO35M3-22	22	15CFSOS35M3-22	22	15CFSOS35M3-22A4			
25	15CFSO35M3-25	25	15CFSOS35M3-25	25	15CFSOS35M3-25A4			
M4 x 0.7	3	15CFSOM4-03	M4 x 0.7	3	15CFSOSM4-03	M4 x 0.7	3	15CFSOSM4-03A4
	4	15CFSOM4-04		4	15CFSOSM4-04		4	15CFSOSM4-04A4
	5	15CFSOM4-05		5	15CFSOSM4-05		5	15CFSOSM4-05A4
	6	15CFSOM4-06		6	15CFSOSM4-06		6	15CFSOSM4-06A4
	8	15CFSOM4-08		8	15CFSOSM4-08		8	15CFSOSM4-08A4
	10	15CFSOM4-10		10	15CFSOSM4-10		10	15CFSOSM4-10A4
	12	15CFSOM4-12		12	15CFSOSM4-12		12	15CFSOSM4-12A4
	14	15CFSOM4-14		14	15CFSOSM4-14		14	15CFSOSM4-14A4
	16	15CFSOM4-16		16	15CFSOSM4-16		16	15CFSOSM4-16A4
	18	15CFSOM4-18		18	15CFSOSM4-18		18	15CFSOSM4-18A4
20	15CFSOM4-20	20	15CFSOSM4-20	20	15CFSOSM4-20A4			
22	15CFSOM4-22	22	15CFSOSM4-22	22	15CFSOSM4-22A4			
25	15CFSOM4-25	25	15CFSOSM4-25	25	15CFSOSM4-25A4			
M5 x 0.8	3	15CFSOM5-03	M5 x 0.8	3	15CFSOSM5-03	M5 x 0.8	3	15CFSOSM5-03A4
	4	15CFSOM5-04		4	15CFSOSM5-04		4	15CFSOSM5-04A4
	5	15CFSOM5-05		5	15CFSOSM5-05		5	15CFSOSM5-05A4
	6	15CFSOM5-06		6	15CFSOSM5-06		6	15CFSOSM5-06A4
	8	15CFSOM5-08		8	15CFSOSM5-08		8	15CFSOSM5-08A4
	10	15CFSOM5-10		10	15CFSOSM5-10		10	15CFSOSM5-10A4
	12	15CFSOM5-12		12	15CFSOSM5-12		12	15CFSOSM5-12A4
	14	15CFSOM5-14		14	15CFSOSM5-14		14	15CFSOSM5-14A4
	16	15CFSOM5-16		16	15CFSOSM5-16		16	15CFSOSM5-16A4
	18	15CFSOM5-18		18	15CFSOSM5-18		18	15CFSOSM5-18A4
20	15CFSOM5-20	20	15CFSOSM5-20	20	15CFSOSM5-20A4			
22	15CFSOM5-22	22	15CFSOSM5-22	22	15CFSOSM5-22A4			
25	15CFSOM5-25	25	15CFSOSM5-25	25	15CFSOSM5-25A4			

Filetto in pollici a richiesta - Dimensions in inches available on demand - Zöllige Gewinde auf Anfrage lieferbar - Filetage en pouces sur demande - Rosca en pulgadas bajo demanda



Filetto CIECO BLIND THREADED

CFBSO			CFBSOS			CFBSOSA4		
Filetto x passo Thread Size x Pitch	Lunghezza Length	Codice Code	Filetto x passo Thread Size x Pitch	Lunghezza Length	Codice Code	Filetto x passo Thread Size x Pitch	Lunghezza Length	Codice Code
M2.5 x 0.45	4	15CFBSOM2.5-04	M2.5 x 0.45	4	15CFBSOSM2.5-04	M2.5 x 0.45	4	15CFBSOSM2.5-04A4
	5	15CFBSOM2.5-05		5	15CFBSOSM2.5-05		5	15CFBSOSM2.5-05A4
	6	15CFBSOM2.5-06		6	15CFBSOSM2.5-06		6	15CFBSOSM2.5-06A4
	8	15CFBSOM2.5-08		8	15CFBSOSM2.5-08		8	15CFBSOSM2.5-08A4
	10	15CFBSOM2.5-10		10	15CFBSOSM2.5-10		10	15CFBSOSM2.5-10A4
	12	15CFBSOM2.5-12		12	15CFBSOSM2.5-12		12	15CFBSOSM2.5-12A4
	14	15CFBSOM2.5-14		14	15CFBSOSM2.5-14		14	15CFBSOSM2.5-14A4
	16	15CFBSOM2.5-16		16	15CFBSOSM2.5-16		16	15CFBSOSM2.5-16A4
	18	15CFBSOM2.5-18		18	15CFBSOSM2.5-18		18	15CFBSOSM2.5-18A4
20	15CFBSOM2.5-20	20	15CFBSOSM2.5-20	20	15CFBSOSM2.5-20A4			
M3 x 0.5 hole 4.2	3	15CFBSOM3-03	M3 x 0.5 hole 4.2	3	15CFBSOSM3-03	M3 x 0.5 hole 4.2	3	15CFBSOSM3-03A4
	4	15CFBSOM3-04		4	15CFBSOSM3-04		4	15CFBSOSM3-04A4
	5	15CFBSOM3-05		5	15CFBSOSM3-05		5	15CFBSOSM3-05A4
	6	15CFBSOM3-06		6	15CFBSOSM3-06		6	15CFBSOSM3-06A4
	8	15CFBSOM3-08		8	15CFBSOSM3-08		8	15CFBSOSM3-08A4
	10	15CFBSOM3-10		10	15CFBSOSM3-10		10	15CFBSOSM3-10A4
	12	15CFBSOM3-12		12	15CFBSOSM3-12		12	15CFBSOSM3-12A4
	14	15CFBSOM3-14		14	15CFBSOSM3-14		14	15CFBSOSM3-14A4
	16	15CFBSOM3-16		16	15CFBSOSM3-16		16	15CFBSOSM3-16A4
	18	15CFBSOM3-18		18	15CFBSOSM3-18		18	15CFBSOSM3-18A4
	20	15CFBSOM3-20		20	15CFBSOSM3-20		20	15CFBSOSM3-20A4
22	15CFBSOM3-22	22	15CFBSOSM3-22	22	15CFBSOSM3-22A4			
25	15CFBSOM3-25	25	15CFBSOSM3-25	25	15CFBSOSM3-25A4			
M3 x 0.5 hole 5.4	4	15CFBSO35M3-04	M3 x 0.5 hole 5.4	4	15CFBSOS35M3-04	M3 x 0.5 hole 5.4	4	15CFBSOS35M3-04A4
	5	15CFBSO35M3-05		5	15CFBSOS35M3-05		5	15CFBSOS35M3-05A4
	6	15CFBSO35M3-06		6	15CFBSOS35M3-06		6	15CFBSOS35M3-06A4
	8	15CFBSO35M3-08		8	15CFBSOS35M3-08		8	15CFBSOS35M3-08A4
	10	15CFBSO35M3-10		10	15CFBSOS35M3-10		10	15CFBSOS35M3-10A4
	12	15CFBSO35M3-12		12	15CFBSOS35M3-12		12	15CFBSOS35M3-12A4
	14	15CFBSO35M3-14		14	15CFBSOS35M3-14		14	15CFBSOS35M3-14A4
	16	15CFBSO35M3-16		16	15CFBSOS35M3-16		16	15CFBSOS35M3-16A4
	18	15CFBSO35M3-18		18	15CFBSOS35M3-18		18	15CFBSOS35M3-18A4
	20	15CFBSO35M3-20		20	15CFBSOS35M3-20		20	15CFBSOS35M3-20A4
	22	15CFBSO35M3-22		22	15CFBSOS35M3-22		22	15CFBSOS35M3-22A4
25	15CFBSO35M3-25	25	15CFBSOS35M3-25	25	15CFBSOS35M3-25A4			
M4 x 0.7	6	15CFBSOM4-06	M4 x 0.7	6	15CFBSOSM4-06	M4 x 0.7	6	15CFBSOSM4-06A4
	8	15CFBSOM4-08		8	15CFBSOSM4-08		8	15CFBSOSM4-08A4
	10	15CFBSOM4-10		10	15CFBSOSM4-10		10	15CFBSOSM4-10A4
	12	15CFBSOM4-12		12	15CFBSOSM4-12		12	15CFBSOSM4-12A4
	14	15CFBSOM4-14		14	15CFBSOSM4-14		14	15CFBSOSM4-14A4
	16	15CFBSOM4-16		16	15CFBSOSM4-16		16	15CFBSOSM4-16A4
	18	15CFBSOM4-18		18	15CFBSOSM4-18		18	15CFBSOSM4-18A4
	20	15CFBSOM4-20		20	15CFBSOSM4-20		20	15CFBSOSM4-20A4
	22	15CFBSOM4-22		22	15CFBSOSM4-22		22	15CFBSOSM4-22A4
	25	15CFBSOM4-25		25	15CFBSOSM4-25		25	15CFBSOSM4-25A4
	M5 x 0.8	6		15CFBSOM5-06	M5 x 0.8		6	15CFBSOSM5-06
8		15CFBSOM5-08	8	15CFBSOSM5-08		8	15CFBSOSM5-08A4	
10		15CFBSOM5-10	10	15CFBSOSM5-10		10	15CFBSOSM5-10A4	
12		15CFBSOM5-12	12	15CFBSOSM5-12		12	15CFBSOSM5-12A4	
14		15CFBSOM5-14	14	15CFBSOSM5-14		14	15CFBSOSM5-14A4	
16		15CFBSOM5-16	16	15CFBSOSM5-16		16	15CFBSOSM5-16A4	
18		15CFBSOM5-18	18	15CFBSOSM5-18		18	15CFBSOSM5-18A4	
20		15CFBSOM5-20	20	15CFBSOSM5-20		20	15CFBSOSM5-20A4	
22		15CFBSOM5-22	22	15CFBSOSM5-22		22	15CFBSOSM5-22A4	
25		15CFBSOM5-25	25	15CFBSOSM5-25		25	15CFBSOSM5-25A4	

Filetto in pollici a richiesta - Dimensions in inches available on demand - Zöllige Gewinde auf Anfrage lieferbar - Filetage en pouces sur demande - Rosca en pulgadas bajo demanda

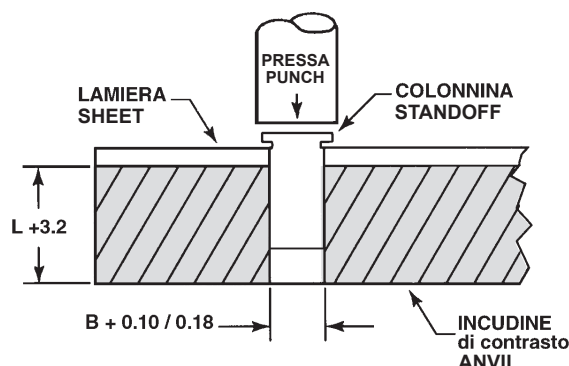
COLONNINE AUTOFISSANTI PER LAMIERA

SELF-CLINCHING STANDOFFS FOR SHEET METAL

EINPRESSGEWINDEBUCHSEN FÜR BLECH

COLONNETTES À SERTIR POUR TÔLE

COLUMNAS AUTOINSERTABLES PARA CHAPA



Dati Tecnici / Performance Data / Technische Daten / Données Techniques / Datos técnicos

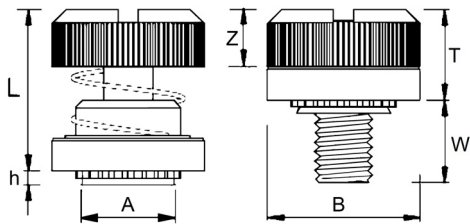
I valori di forza di espulsione e di rottura filetto sono validi se vengono seguite con cura le specifiche di installazione. Variazioni nel foro, nello spessore della lamiera e nelle procedure di installazione, modificano i valori.

Installation, pushout and torque-out values reported are averages when all installation specifications and procedures are followed. Variations in mounting hole size, sheet material and installation procedure will affect this data.

Filetto Thread Size	Materiale Colonnina Standoff Material	Coppia Max. Raccomandata Max. Rec. Tightening Torque for Mating Screw (N•m)	Materiale Lamiera / Sheet Material							
			1.5 mm 5052-H34 Alluminio / Aluminium				1.5 mm Lamiera di Ferro / Cold-rolled Steel			
			Installazione Installation (kN)	Forza di Espulsione Pushout (N)	Rottura filetto Torque-out (N•m)	Strappo Pull-thru (N)	Installazione Installation (kN)	Forza di Espulsione Pushout (N)	Rottura Torque-out (N•m)	Strappo Pull-thru (N)
M3 hole 4.2	Acciaio / Steel	0.55	4.9	710	1.24	1245	9.8	1000	2.15	1465
	Acciaio inoss. / Stainless Steel	0.44				996				1172
	Alluminio / Aluminium	0.33				747				-
M3 hole 5.4	Acciaio / Steel	0.55	7.6	1330	2.82	1375	14.7	1860	3.95	1690
	Acciaio inoss. / Stainless Steel	0.44				1100				1352
	Alluminio / Aluminium	0.33				825				-
M4	Acciaio / Steel	2.0	10.7	1780	5.08	2575	17.8	2490	8.47	3110
	Acciaio inoss. / Stainless Steel	1.6				2060				2488
	Alluminio / Aluminium	1.2				1545				-
M5	Acciaio / Steel	3.6	10.7	1780	5.08	2575	17.8	2490	8.47	3110
	Acciaio inoss. / Stainless Steel	2.88				2060				2488
	Alluminio / Aluminium	2.16				1545				-

Filetto Thread Size	Materiale Colonnina Standoff Material	Coppia Max. Raccomandata Max. Rec. Tightening Torque for Mating Screw (N•m)	Materiale Lamiera / Sheet Material			
			1.5 mm 5052-H34 Alluminio / Aluminium			
			Installazione Installation (kN)	Forza di Espulsione Pushout (N)	Rottura Torque-out (Nm)	Strappo Pull-thru (N)
M3 hole 4.2	Inox 400 400 series Stainless Steel	0.55	24.5	1493	2.36	2650
M3 hole 5.4	Inox 400 400 series Stainless Steel	0.55	42.3	2877	3.06	3025
M4	Inox 400 400 series Stainless Steel	2	46.7	4003	8.89	6458
M5	Inox 400 400 series Stainless Steel	3.6	46.7	4003	8.89	6226

VITI IMPERDIBILI PER LAMIERA
PANEL FASTENERS FOR SHEET METAL
UNVERLIERBARE SCHRAUBEN FÜR BLECH
VIS CAPTIVES POUR TÔLE
TORNILLOS IMPERDIBLES PARA CHAPA

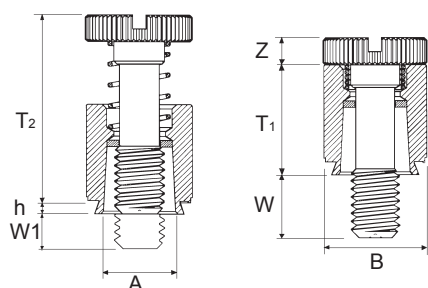


PF31 PF32	ACCIAIO ZINCATO	per lamiera fino a 60 HRB
	ZINC PLATED STEEL	sheet hardness max 60 HRB
	STAHL VERZINKT	Blehhärte max 60 HRB
	ACIER ZINGUÉ	pour tôles jusqu'à 60 HRB
	ACERO CINCADO	para chapa max 60 HRB

Filetto per passo Thread Size x Pitch	Acciaio Zincato Zinc plated steel	h Max.	A Max.	W ± 0.4	Z ± 0.13	B ± 0.25	L Nom.	T Max.	Foro / Hole Size +0.08	Spessore Min. Lamiera Min. Sheet Thickness	Dist. Min. dal Bordo Min. Dist. to edge
M3 x 0.5	15PF31-M3-30	0.97	5.48	7.62	5.13	10.31	15.11	8.26	5.5	1	6.6
	15PF32-M3-30	1.48								1.5	
M4 x 0.7	15PF31-M4-30	0.97	6.38	7.62	5.26	11.89	15.24	8.38	6.4	1	7.37
	15PF32-M4-30	1.48								1.5	
M5 x 0.8	15PF31-M5-30	0.97	7.98	7.62	5.59	13.46	15.37	8.51	8.0	1	8.38
	15PF32-M5-30	1.48								1.5	
M6 x 1	15PF32-M6-35	1.48	9.48	8.89	6.12	15.88	17.15	9.78	9.5	1.5	9.65

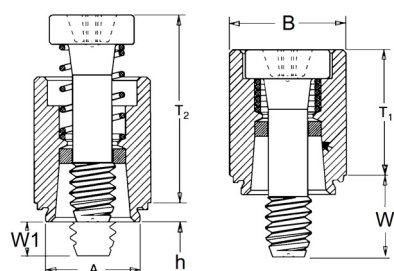
Filetto in pollici a richiesta - Dimensions in inches available on demand - Zöllige Gewinde auf Anfrage lieferbar - Filetage en pouces sur demande - Rosca en pulgadas bajo demanda

VITI IMPERDIBILI PER LAMIERA
PANEL FASTENERS FOR SHEET METAL
UNVERLIERBARE SCHRAUBEN FÜR BLECH
VIS CAPTIVES POUR TÔLE
TORNILLOS IMPERDIBLES PARA CHAPA



PFS2	ACCIAIO ZINCATO	per lamiere fino a 80 HRB
	ZINC PLATED STEEL	sheet hardness max 80 HRB
	STAHL VERZINKT	Blehhärte max 80 HRB
	ACIER ZINGUÉ	pour tôles jusqu'à 80 HRB
	ACERO CINCADO	para chapa max 80 HRB
PFC2	ACCIAIO INOX 300	per lamiere fino a 70 HRB
	300 SERIES STAINLESS STEEL	sheet hardness max 70 HRB
	EDELSTAHL 300	Blehhärte max 70 HRB
	INOX 300	pour tôles jusqu'à 70 HRB
	INOX 300	para chapa max 70 HRB

Filetto per passo Thread Size x Pitch	Acciaio Zincato Zinc plated steel	Acciaio Inox Stainless Steel	h Max.	A Max.	W ± 0.4	Z ± 0.13	B ± 0.25	T2 Nom.	T1 Max.	W1 +0.41	Foro / Hole Size +0.08	Spessore Min. Lamiera Min. Sheet Thickness	Dist. Min. dal Bordo Min. Dist. to edge
M3 x 0.5	15PFS2M340	15PFC2M340	1.53	6.71	6.4	1.83	7.92	13.72	9.14	0	6.73	1.53	6.4
	15PFS2M362	15PFC2M362			9.5					3.2			
M4 x 0.7	15PFS2M450	15PFC2M450	1.53	7.9	7.9	2.08	9.53	17.53	11.43	0	7.92	1.53	7.9
	15PFS2M472	15PFC2M472			11.1					3.2			
	15PFS2M494	15PFC2M494			14.3					6.4			
M5 x 0.8	15PFS2M550	15PFC2M550	1.53	8.72	7.9	2.08	10.31	17.53	11.47	0	8.74	1.53	8.65
	15PFS2M572	15PFC2M572			11.1					3.2			
	15PFS2M594	15PFC2M594			14.3					6.4			
M6 x 1	15PFS2M660	15PFC2M660	1.53	10.47	9.5	2.46	11.89	22.35	14.73	0	10.49	1.53	9.65
	15PFS2M682	15PFC2M682			12.70					3.2			
	15PFS2M604	15PFC2M604			15.90					6.4			



PFC2P	ACCIAIO INOX 300	per lamiere fino a 70 HRB
	300 SERIES STAINLESS STEEL	sheet hardness max 70 HRB
	EDELSTAHL 300	Blehhärte max 70 HRB
	INOX 300	pour tôles jusqu'à 70 HRB
	INOX 300	para chapa max 70 HRB

Filetto per passo Thread Size x Pitch	Acciaio Inox Stainless Steel	h Max.	A Max.	W ± 0.4	Impronta Driver	B ± 0.25	T2 Nom.	T1 Max.	W1 +0.41	Foro / Hole Size +0.08	Spessore Min. Lamiera Min. Sheet Thickness	Dist. Min. dal Bordo Min. Dist. to edge
M3 x 0.5	15PFC2PM340	1.53	6.71	6.4	n. 1	7.92	13.72	9.4	0	6.73	1.53	6.35
	15PFC2PM362			9.5					3.2			
M4 x 0.7	15PFC2PM450	1.53	7.9	7.9	n. 2	9.53	17.91	12.19	0	7.92	1.53	7.87
	15PFC2PM472			11.1					3.2			
	15PFC2PM494			14.3					6.4			
M5 x 0.8	15PFC2PM550	1.53	8.72	7.9	n. 2	10.31	17.91	12.45	0	8.74	1.53	8.63
	15PFC2PM572			11.1					3.2			
	15PFC2PM594			14.3					6.4			
M6 x 1	15PFC2PM660	1.53	10.47	9.5	n. 3	11.89	22.99	15.75	0	10.49	1.53	9.65
	15PFC2PM682			12.70					3.2			
	15PFC2PM604			15.90					6.4			

Filetto in pollici a richiesta - Dimensions in inches available on demand - Zöllige Gewinde auf Anfrage lieferbar - Filetage en pouces sur demande - Rosca en pulgadas bajo demanda

PRESSA PER INSERTI AUTOAGGANCIANTI

PRESS FOR SELF-CLINCHING FASTENERS


PRESSE FÜR EINPRESSBEFESTIGER

PRESSE POUR FIXATIONS À SERTIR

PRENSA PARA AUTOINSERTABLES

“**LA PRESSA**” è una pressa per inserti autoaggancianti creata per essere sicura, versatile, compatta, economica, semplice nell’uso e nella manutenzione. Per queste ragioni “La Pressa” ha riscosso grande successo, in Italia e nel mondo, tra tutte le aziende che utilizzano inserti autoaggancianti.

“**THE PRESS**” is a press for clinching fasteners designed to be safe, versatile, compact, cost-effective, simple to use and to maintain. These features have made this machine very successful in the Italian and worldwide sheet metal working market.



SICUREZZA. La luce ridotta tra punzone e matrice la rendono intrinsecamente sicura salvaguardando la sicurezza dell’operatore.

ESTREMA VERSATILITÀ. Le matrici eccentriche permettono di installare inserti molto vicini ai bordi ed ai pieghi dei manufatti metallici.



POTENZA. La pressa è in grado di esercitare un range di forza da 280 KG ad oltre 6 tonnellate.

SAFETY The reduced gap between punch and anvil safeguards the operator’s safety.

EXTREME FLEXIBILITY. Eccentric anvils enables fastener installation closer to sheet metal edges or bends.

POWER The press can exert a force that ranges from 280 KG to 6 tons.



CODICE PRESSA SENZA BASAMENTO PRESS CODE WITHOUT BASE	CODICE PRESSA + BASAMENTO PRESS CODE + BASE
15PRIMASB	15PRIMAINserter

Misure e Ingombri Dimension		
La pressa The press	Senza basamento Without Base	Con basamento With Base
Peso Weight	50 Kg 110 lbs	93 Kg 204,6 lbs
Altezza Height	311 mm 12,24"	1295 mm 50,98"
Profondità Depth	516 mm 20,31"	730 mm 28,74"
Larghezza Width	250 mm 9,84"	380 mm 14,96"
Caratteristiche tecniche Technical features		
Azionamento - Drive	Aria compressa - compressed air 6 - 10 bar	
Alimentazione - Power	220v / 100w - opt 110v/110w single phase	
Forza di compressione - Force range	da 280 Kg a 6.000 Kg - from 600 lbs to 14.000 lbs	
Massimo spessore - MAX sheet thickness	3 mm - 0,12"	

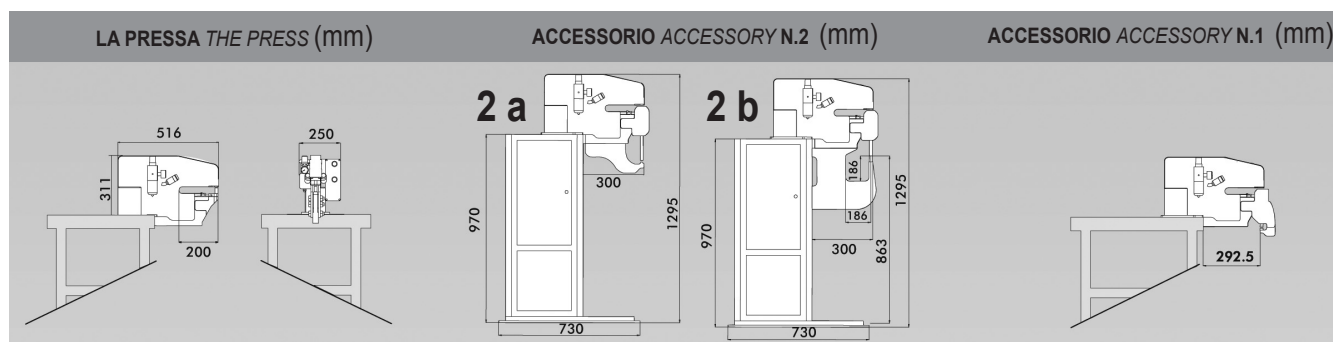
PRESSA PER INSERTI AUTOAGGANCIANTI

PRESS FOR SELF-CLINCHING FASTENERS

PRESSE FÜR EINPRESSBEFESTIGER

PRESSE POUR FIXATIONS À SERTIR

PRENSA PARA AUTOINSERTABLES




Con l'accessorio n. 2 il basamento è obbligatorio.

In order to use accessory n. 2 it is mandatory to install the press on its stand.

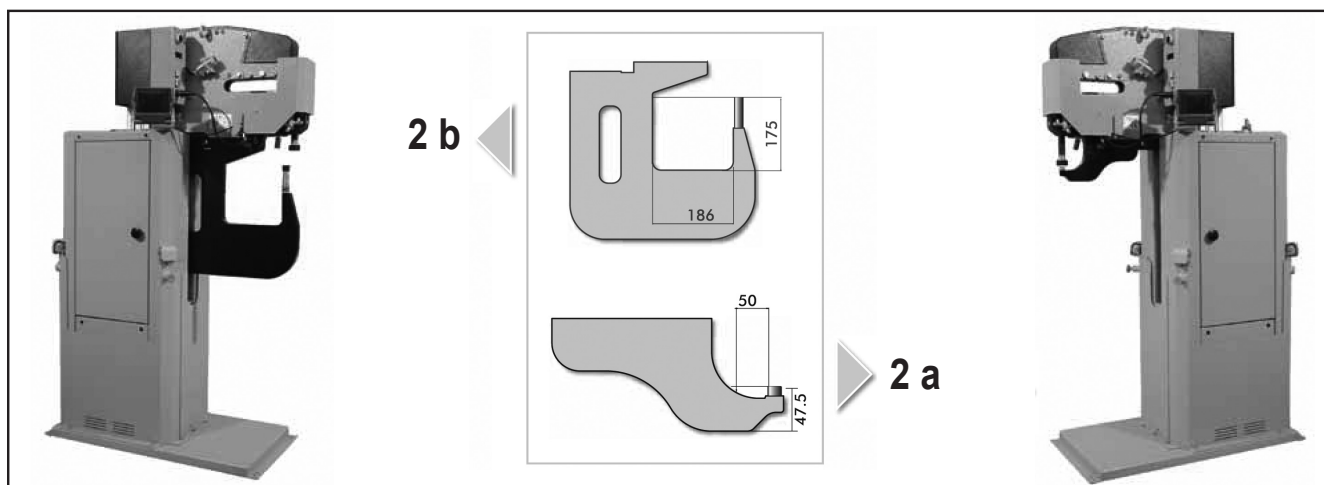
ACCESSORIO / ACCESSORY N.1

CODICE / CODE 15PRIMAACC1



ACCESSORIO / ACCESSORY N.2

CODICE / CODE 15PRIMAACC2




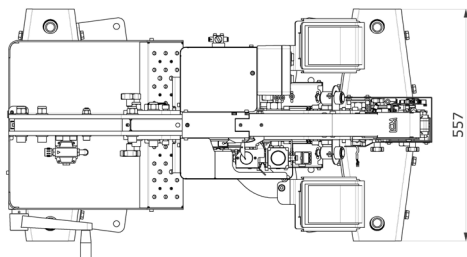
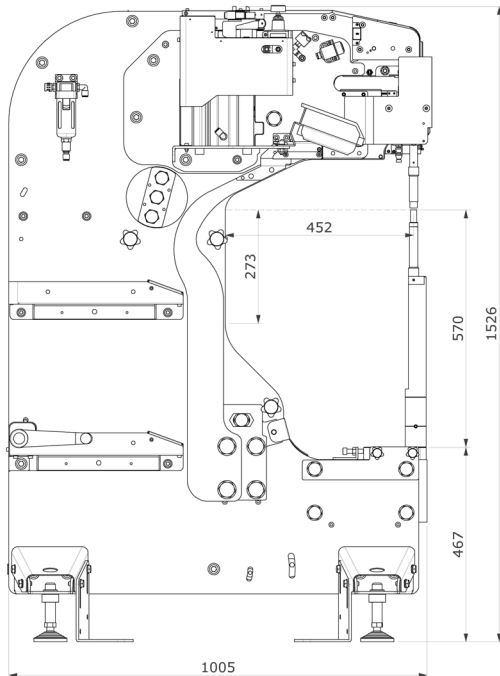
L'accessorio n. 2 con le sue sagome intercambiabili, realizzabili anche su disegno del cliente, permette di applicare inserti in scatolati e laminati metallici dalle forme più varie.

Accessory n. 2 with its interchangeable frames, that can be customized according to customer's drawings, enables fastener installation in box shaped parts and sheet metals of various shapes.

3

38.44

MAXI PRESSA PER INSERTI AUTOAGGANCIANTI *THE MAXI PRESS FOR SELF-CLINCHING FASTENERS* *DIE GROSSE PRESSE FÜR EINPRESSBEFESTIGER* *LA MAXI PRESSE POUR FIXATIONS À SERTIR* *MAXI PRENSA PARA AUTOINSERTABLES*




COD. PRESSA / PRESS CODE

15PRIMAINserterMAXI

La pressa viene fornita con i kit per dadi e perni da M3 a M6.
M8 e M10 su richiesta


*The press is supplied with kits for nuts and studs from M3 to M6.
M8 and M10 upon request.*



ACCESSORI A RICHIESTA
OPTIONALS

Colonna supporto matrice
Pillar for die support

Manovella avanzamento sagoma
Frame movement crank



MAXI PRESSA PER INSERTI AUTOAGGANCIANTI

MAXI PRESS FOR SELF-CLINCHING FASTENERS

GROSSE PRESSE FÜR EINPRESSBEFESTIGER

MAXI PRESSE POUR FIXATIONS À SERTIR

MAXI PRENSA PARA AUTOINSERTABLES

CARATTERISTICHE PRINCIPALI / MAIN FEATURES

- pressa pneumatica per inserti autofissanti da M2 a M10
 - forza di installazione 7 Tons. - 70 kN
 - pressione aria - 6-8 Bar
 - possibilità di installare autofissanti anche su particolari verniciati
 - possibilità di installare autofissanti su particolari geometricamente molto complessi
 - ciclo macchina ca. 1 secondo
 - costruita interamente in Italia.
-
- *pneumatic press for self-clinching inserts from M2 to M10*
 - *installation force 7 Tons. - 70 kN*
 - *air pressure - 6-8 Bar*
 - *possibility to install self-clinching inserts into painted parts*
 - *possibility to install self-clinching inserts into complex shaped parts*
 - *machine cycle is approx. 1 second*
 - *built entirely in Italy.*

3

40.44

PRESSA IDRAULICA PER AUTOFISSANTI E PER CLINCIATURA

HYDRAULIC PRESS FOR SELF-CLINCHING FASTENERS
AND CLINCHING PROCESS

HYDRAULISCHE PRESSE FÜR EINPRESSBEFESTIGER UND
ZUM CLINCHEN

PRESSE HYDRAULIQUE POUR GOUJONS À SERTIR ET CLINCHAGE

PRENSA HIDRAULICA PARA AUTO-INSERTABLES Y POR CERRADO

6 tonnellate / tons

Larghezza / width 61cm. - Profondità / depth 92 cm.

Altezza / height 173 cm. - Altezza di lavoro / working height 103 cm.

Consumo di energia / power consumption: 2,2 kW

Peso / weight: 493Kg

9 tonnellate / tons

Larghezza / width 61cm. - Profondità / depth 107cm.

Altezza / height 174 cm. - Altezza di lavoro / working height 108 cm.

Consumo di energia / power consumption: 2,2 kW

Peso / Weight: 543 Kg

12 tonnellate / tons

Larghezza / width 54cm. - Profondità / depth 96 cm.

Altezza / height 167 cm. - Altezza di lavoro / working height 103 cm.

Consumo di energia / power consumption: 3 kW


Peso / weight: 695Kg



Regolazione della pressione
tramite valvola.
Pressure regulation by valve.



Doppio sistema di sicurezza: sensore di
profondità e pedale di sicurezza con doppia azione.
*Double safety system: depth sensor and double
action safety pedal.*



Sistema multi-matrici che permette di montare
fino a quattro matrici differenti con rilevamento
automatico della posizione di lavoro.
*Multi-die system that enables to mount
up to four different dies with automatic
detection of the working position.*



Alimentazione della pressa tramite presa elettrica
5 poli (3 poli+Terra+Neutro) 16 A.
*Press power supply with a 5-pole (3P+N+E)
16A industrial electrical socket.*


CARATTERISTICHE PRINCIPALI / MAIN FEATURES

- Profondità di lavoro da 500-600-800 mm. / *Throat depth: 500-600-800 mm.*
- Versioni analogiche e versioni digitali. / *Analogical and digital versions.*
- Contatore dei pezzi. / *Batch counter.*
- Software integrato per il controllo e la programmazione mediante schermo touch screen da 7". / *Integrated software with 7" touch screen for control and programming.*
- Libreria inserti. Gestibile e aggiornabile. / *Insert library. Manageable e up datable.*
- Regolazione elettronica del tempo di "pressata" (da 0 a 5 sec.). / *Pressure holding time electronically adjustable (from 0 to 5 sec.).*
- Corsa del punzone da 0 a 80 mm. / *Stroke length from 0 to 80 mm.*
- Regolazione della corsa di ritorno del punzone. / *Return stroke adjustable.*
- Sistema di arresto preciso, per migliorare l'inserimento in particolari morbidi come vetroresina, circuiti stampati ecc. / *Precise stopping system, to improve insertion in soft parts such as fiberglass, printed circuit boards etc.*
- Possibilità di realizzare lavori di clinchiatura fino a 6 mm. di spessore. / *Clinching processing up to 6mm thickness.*

ACCESSORI FACOLTATIVI / OPTIONAL



Sistema di alimentazione automatico multiplo. / *Automatic multi-feeder system.*



Tavolo a spazzole
per appoggio materiale.
Material support brush table.



Puntatore laser. / *Laser pointer.*

RIVETTI A STRAPPO - *BLIND RIVETS*



INSERTI FILETTATI - *THREADED INSERTS*



AUTOFISSANTI - *SELF CLINCHING FASTENERS*




WELDING STUDS - *PERNI A SALDARE*



Fissaggi per corpi pieni
Fasteners for solid parts

BUSSOLE AUTOFILETTANTI, SPECIALI
E FILETTI RIPORTATI
SELF-TAPPING, SPECIAL AND WIRE INSERTS




Fissaggi per la plastica
Fasteners for plastics

INSERTI IN OTTONE - *BRASS INSERTS*



Fissaggi per tubi
Fasteners for tubes



Fissaggi per marmo, pietra e compositi
Fasteners for marble, stone and composites





RIVETTI A STRAPPO
BLIND RIVETS



INSERTI FILETTATI
THREADED INSERTS



AUTOFISSANTI
*SELF-CLINCHING
FASTENERS*




PERNI A SALDARE
WELDING STUDS



**FISSAGGI PER MATERIE
PLASTICHE**
FASTENERS FOR PLASTICS



FILETTI RIPORTATI
WIRE INSERTS



INSERTI PER TUBI
INSERTS FOR TUBES



**BUSSOLE AUTOFILETTANTI
E SPECIALI**
*SELF-TAPPING AND SPECIAL
THREADED INSERTS*



**INSERTI PER PIETRE
E SUPERFICI SOLIDE**
*INSERTS FOR STONES
AND SOLID SURFACES*

FIXI®

FASTENING SYSTEMS

Via Bellardi, 40/A - 10146 Torino (Italy)
Tel. 0039 011.7072398 / 7070877 - Fax 0039 011.7072521
E-mail: info@fixi.it - www.fixi.it

FIXI® VPI

**VALLE D'AOSTA - PIEMONTE
LOMBARDIA - LIGURIA**

Via Valgioie, 94 - 10146 Torino Italy
Tel. 0039 011.0882009 - Fax 0039 011.0882012
E-mail: info@fixivpl.it - www.fixi.it

FIXI® 3v

TRENTINO - VENETO - FRIULI

Via Keplero, 4G/H - Z.I. di Tognana - 35028 Piove di Sacco (PD) Italy
Tel. 0039 049.8079285 - Fax 0039 049.8087725
E-mail: trevenezie@fixitrevenezie.it - www.fixi.it

FIXI® ets

EMILIA ROMAGNA - TOSCANA - SARDEGNA

Via delle Querce, 22 - 40011 Anzola dell'Emilia (BO) Italy
Tel. 0039 051.0353243 - Fax 0039 051.0353244
E-mail: info@fixiets.it - www.fixi.it

FIXI® u.a

**MARCHE - ABRUZZO - UMBRIA - MOLISE
BASILICATA - SICILIA - CALABRIA - PUGLIA**

Via Roma, 10 - 63078 Pagliare del Tronto fraz. di Spinetoli (AP) Italy
Tel. 0039 0736.814110 - Fax 0039 0736.984002
E-mail: info@fixiua.it - www.fixi.it

FIXI® csi

LAZIO - CAMPANIA

Via Fonte Monsignore snc - 64010 Ancarano (TE) Italy
Tel. 0039 0861.739878 - E-mail: info@fixicentrosud.it - www.fixi.it



Member of CISQ Federation

