

5



FISSAGGI PER MATERIE PLASTICHE
FASTENERS FOR PLASTIC
GEWINDEEINSÄTZE FÜR KUNSTSTOFFE
FIXATIONS POUR MATIÈRES PLASTIQUES
FIJACIONES PARA PLASTICO

FIXI®


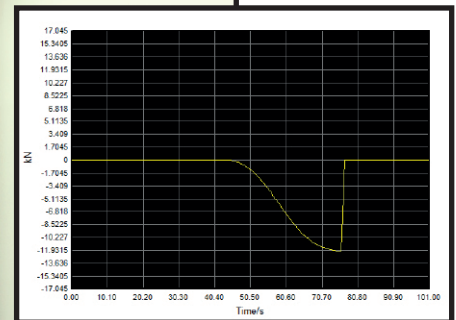
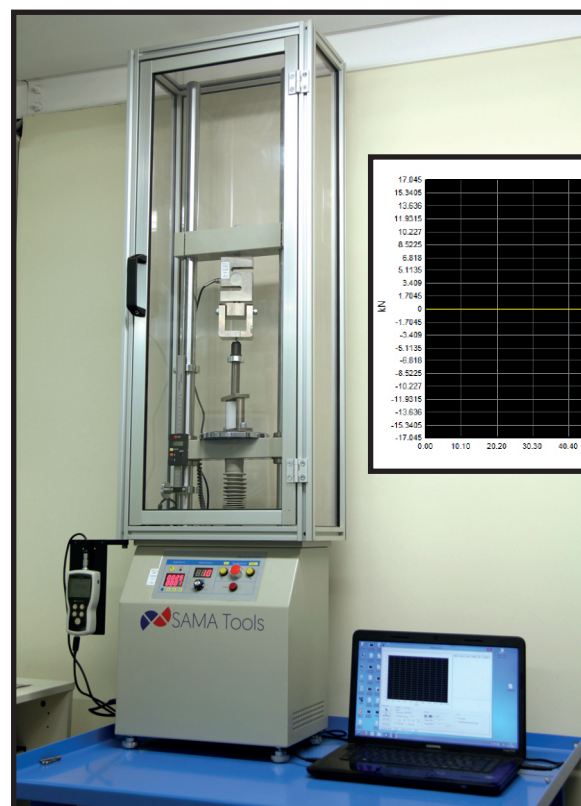
FASTENING SYSTEMS

Member of CISQ Federation



Il laboratorio Fixi garantisce la conformità dei prodotti grazie ad accurati test interni con macchinari di ultima generazione.

Fixi carries out accurate testing in its own lab equipped with the latest generation machinery to ensure product conformity.



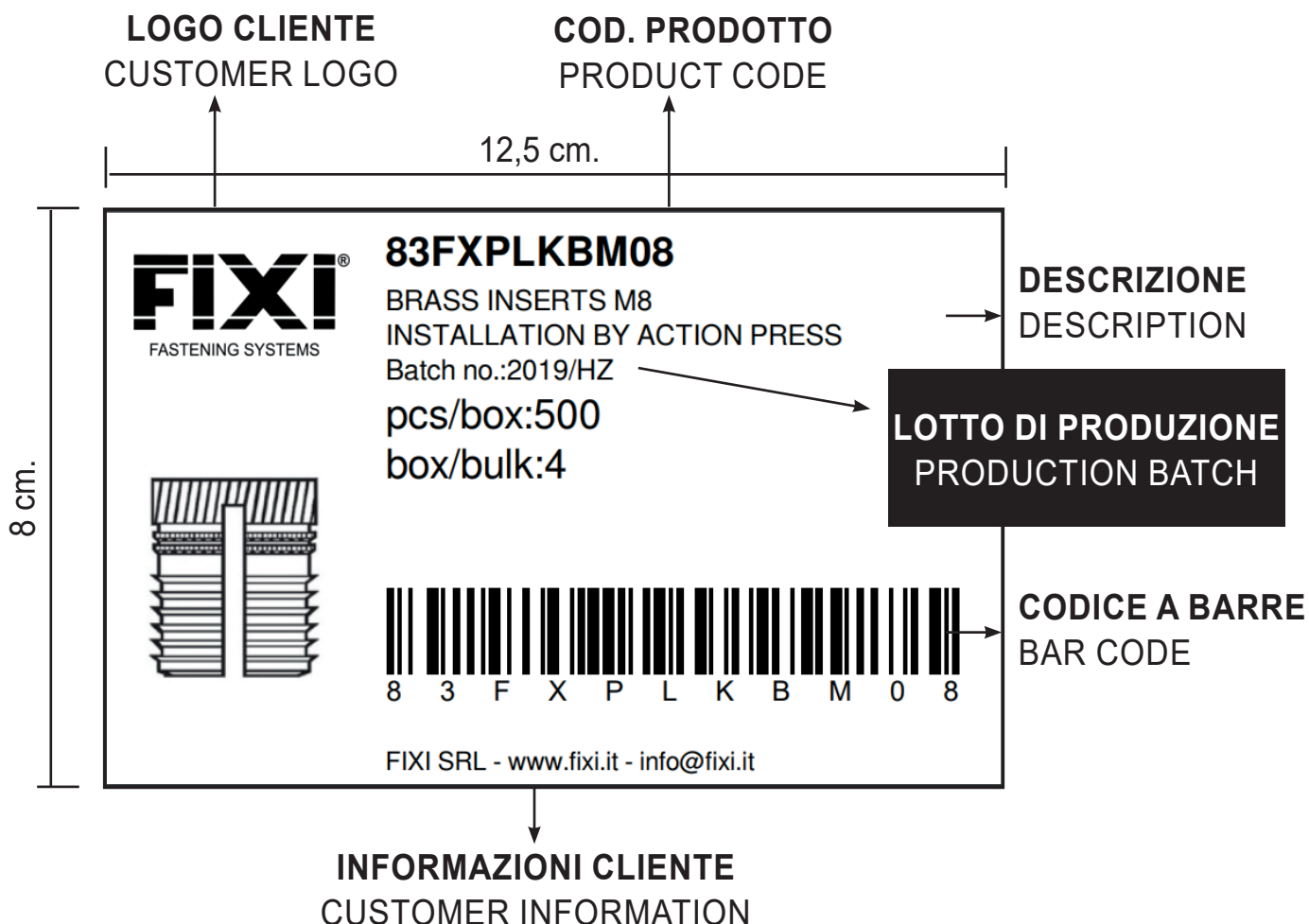
CONFEZIONAMENTO PERSONALIZZABILE

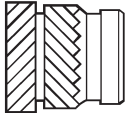
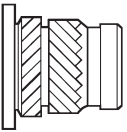
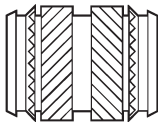
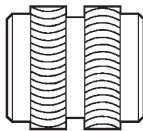
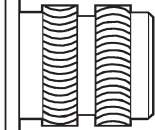

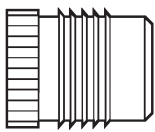
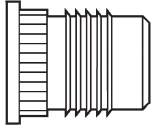
CUSTOMIZABLE PACKAGING
 PERSONALISIERBARE VERPACKUNG
 EMBALLAGE PERSONNALISABLE
 EMBALAJE PERSONALIZABLE

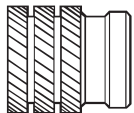
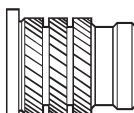

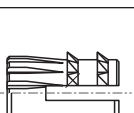
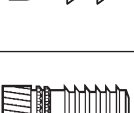
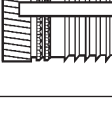
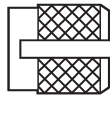
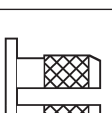
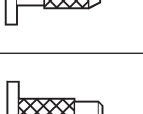
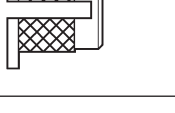
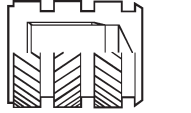


ETICHETTA PERSONALIZZABILE

CUSTOMIZABLE LABEL
 PERSONALISIERBARE ETIKETTEN
 ETIQUETTE PERSONALISSABLE
 ETIQUETA PERSONALIZABLE



	PAGINA PAGE
GUIDA ALLA SCELTA DEL FISSAGGIO FASTENER SELECTION GUIDE	6-7
INFORMAZIONI TECNICHE TECHNICAL INFORMATION	8-9
METODI DI INSTALLAZIONE INSTALLATION METHODS	10
UTENSILI PER INSERTI CON INTAGLIO TOOLS FOR INSERTS WITH SLOTS	11
DIMENSIONI SPINA PER COSTAMPAGGIO MOULD-IN PIN DIMENSIONS	11
 FXSLB	12
 FXHSLB	12
 FXTCB	13
 FXHLB	14
 FXHHLB	14
 83FXHS1	15
 FXFLB	16
 FXHFLB	16

	PAGINA PAGE
 FXSPB	17
 FXHSPB	17
 FXCPB-C	18
 FXCPB-L	18
 FXPLKB	19
 FXBLB	20
 FXHBLB	20
 FXHBLRB	20
 FXFTCB	21
 FXSLBCH	21
 FXHSLBCH	21

INDICE GENERALE

GENERAL INDEX

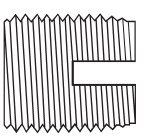
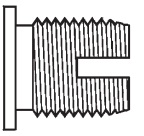
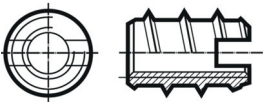
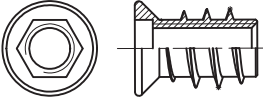
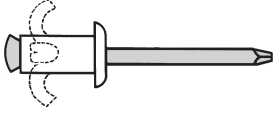
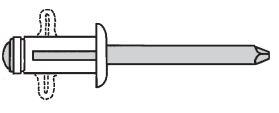
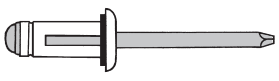
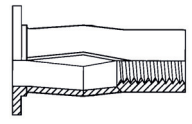
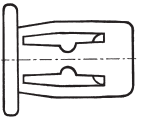
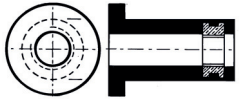
INHALTSVERZEICHNIS

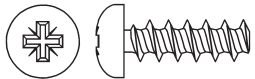
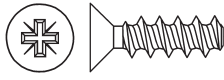
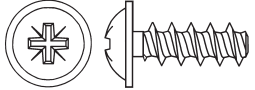
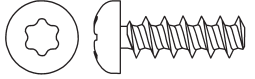
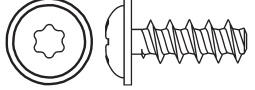
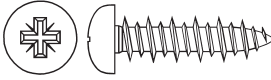
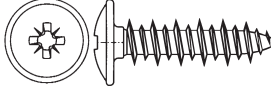
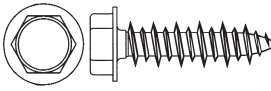
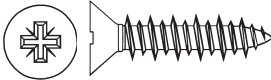
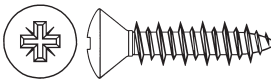
SOMMAIRE GÉNÉRAL

INDICE GENERAL

5

5.44

		PAGINA PAGE
	FXSCTB F212	22-23
	FXHSCTB	22
	FXF309	24
	BF-BZ	25
	FA-TT	26
	AL-SOF-TT	27
	AL-SOF-TTO	27
	SLOTTED	28
	JACKFIX	29
	RN	29

		PAGINA PAGE
VITI PER PLASTICA TIPO FX SCREWS FOR PLASTICS FX TYPE		30
	FXTG+	31
	FXTS+	32
	FXTGF+	33
	FXTCTX	34
	FXTCFTX	35
VITI PER PLASTICA TIPO DF SCREWS FOR PLASTICS DF TYPE		36
	DFTG+	37
	DFTGF+	38
	DFTEF	39
	DFTS+	40
	DFTSG+	41
















































































GUIDA ALLA SCELTA DEL FISSAGGIO

FASTENER SELECTION GUIDE

PRODUKTWAHL ANLEITUNG

GUIDE POUR LE CHOIX DE LA FIXATION

GUIA PARA ESCOGER LA FIJACIÓN

Caratteristiche del materiale Material Characteristics Werkstoff Eigenschaften Caractéristiques du matériel Características del material	FXSLB	FXTCB	FXHLB	FXFLB	FXSPB	FXCPB	FXPLKB	FXBLB	FXFTCB	FXSLBCH
Termoplastici duri Hard Thermoplastics Thermoplaste hart Thermoplastiques durs Termoplásticos duros PA - PPS - PBT - PC/ABS	 OK	 OK	 +/-	 NO	 NO	 +/-	 NO	 +/-	 OK	 OK
Termoplastici medi Medium Thermoplastics Thermoplaste mittel - hart Thermoplastiques moyens Termoplásticos medios ABS - PA - POM - PVC	 OK	 OK	 +/-	 OK	 NO	 OK	 OK	 +/-	 OK	 OK
Termoplastici teneri Soft Thermoplastics Thermoplaste soft Thermoplastiques tendres Termoplásticos blandos PP - PE - HDPE	 OK	 OK	 NO	 OK	 NO	 OK	 OK	 NO	 OK	 OK
Termoplastici amorf Amorphous Thermoplastics Thermoplaste formlos Thermoplastiques amorphes Termoplásticos amorfos PPO - PC	 OK caldo OK heat No ultrasuoni No ultrasonics	 OK caldo OK heat No ultrasuoni No ultrasonics	 OK	 NO	 NO	 OK	 NO	 NO	 OK	 OK
Termoindurenti Thermosetting Duroplaste Thermodurcissables Termoendurentes	 NO	 NO	 NO	 NO	 OK	 +/-	 NO	 OK	 OK	 OK
Poliesteri termoindurenti Thermosetting polyester Polyester Duroplaste Polyesteres Thermodurcissables Poliester y termoendurentes SMC - DMC - BMC	 NO	 NO	 NO	 NO	 +/-	 NO	 NO	 NO	 OK	 OK
Schieme termoplastiche Thermoplastic foams Thermoplastische Schäume Mousses Thermoplastiques Espumas termoplásticas	 +/-	 +/-	 +/-	 NO	 NO	 NO	 NO	 NO	 OK	 OK
Schieme termoindurenti Thermosetting foams Duroplastische Schäume Mousses Thermodurcissables Espumas termoendurentes	 NO	 NO	 NO	 NO	 NO	 NO	 NO	 NO	 OK	 OK

TERMOPLASTICI: a temperatura ambiente sono polimeri solidi. Vengono riscaldati, fusi, iniettati negli stampi e lasciati raffreddare. L'operazione può ripetersi più volte senza che il materiale si danneggi. Hanno una buona resistenza meccanica ed una buona elasticità.

TERMOINDURENTI: a temperatura ambiente si presentano di solito in forma liquida o solida rammollita, e vengono iniettati a freddo negli stampi riscaldati. Una volta raffreddato il polimero termoindurente **NON** può tornare liquido, cioè se riscaldato si carbonizza. I termoindurenti non possono essere riutilizzati. Sono molto resistenti al calore ed agli agenti chimici, ma molto sensibili agli urti.

GUIDA ALLA SCELTA DEL FISSAGGIO

FASTENER SELECTION GUIDE

PRODUKTWAHL ANLEITUNG

GUIDE POUR LE CHOIX DE LA FIXATION

GUIA PARA ESCOGER LA FIJACIÓN

Caratteristiche del materiale Material Characteristics Werkstoff Eigenschaften Caractéristiques du matériel Características del material	FXSCTB F212	FXF309	BF - BZ	FA-TT	AL-SOF-TT	SLOTTED	JACKFIX	RN	FX	DF
Termoplastici duri Hard Thermoplastics Thermoplaste hart Thermoplastiques durs Termoplásticos duros PA - PPS - PBT - PC/ABS	+/-	+/-	+/-	OK	OK	OK	OK	OK	OK	OK
Termoplastici medi Medium Thermoplastics Thermoplaste mittel - hart Thermoplastiques moyens Termoplásticos medios ABS - PA - POM - PVC	OK	OK	OK	OK	OK	OK	OK	OK	OK	OK
Termoplastici teneri Soft Thermoplastics Thermoplaste soft Thermoplastiques tendres Termoplásticos blandos PP - PE - HDPE	OK	OK	OK	OK	OK	OK	OK	OK	OK	OK
Termoplastici amorf Amorphous Thermoplastics Thermoplaste formlos Thermoplastiques amorphes Termoplásticos amorfos PPO - PC	NO	NO	NO	OK	OK	OK	OK	OK	OK	OK
Termoindurenti Thermosetting Duroplaste Thermoturcissables Termoendurentes	+/-	+/-	+/-	OK	OK	OK	OK	OK	OK	+/-
Poliesteri termoindurenti Thermosetting polyester Polyester Duroplaste Polyesteres Thermoturcissables Poliester y termoendurentes SMC - DMC - BMC	+/-	+/-	+/-	OK	OK	OK	OK	OK	OK	+/-
Schiume termoplastiche Thermoplastic foams Thermoplastische Schäume Mousses Thermoplastiques Espumas termoplásticas	+/-	OK	OK	OK	OK	OK	OK	OK	+/-	+/-
Schiume termoindurenti Thermosetting foams Duroplastische Schäume Mousses Thermoturcissables Espumas termoendurentes	+/-	OK	OK	OK	OK	OK	OK	OK	+/-	+/-

THERMOPLASTICS: at room temperature they are solid polymers. They are heated, melted and injected into the molds and left to cool. They can be remolded and recycled without damaging the material. They offer high strength and easy flexibility.

THERMOSETTING: at room temperature it is usually in liquid or solid softened form, and is cold-injected into heated molds. Once the thermosetting polymer has cooled it CANNOT become liquid, so when heated it carbonizes. Thermosetting cannot be reused. They are very resistant to heat and chemical agents, but very sensitive to shocks.

INFORMAZIONI TECNICHE

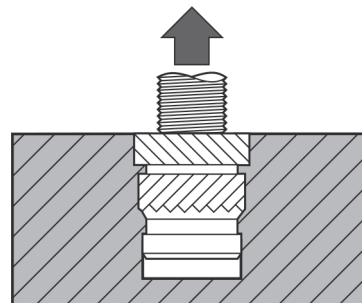
TECHNICAL INFORMATION











TECHNISCHE INFORMATIONEN









DONNÉES TECHNIQUES

INFORMACION TECNICA

TRAZIONE
PULL-OUT
ZUGFESTIGKEIT
TRACTION
TRACCIÓN



INFORMAZIONI TECNICHE TECHNICAL INFORMATION TECHNISCHE INFORMATIONEN DONNÉES TECHNIQUES INFORMACION TECNICA	FXSLB	FXTCB	FXHLB	FXFLB	FXSPB	FXCPB	FXPLKB	FXBLB	FXFTCB	FXSLBCH
Trazione Pull-out Zugfestigkeit Traction Tracción										
	OK	OK	OK	+/-	+/-	+/-	+/-	+/-	OK	OK

INFORMAZIONI TECNICHE TECHNICAL INFORMATION TECHNISCHE INFORMATIONEN DONNÉES TECHNIQUES INFORMACION TECNICA	FXSCTB	FXF309	BF - BZ	SLOTTED	JACKFIX	RN	FX	DF
Trazione Pull-out Zugfestigkeit Traction Tracción								
	OK	OK	OK	OK	OK	+/-	OK	OK

INFORMAZIONI TECNICHE

TECHNICAL INFORMATION

TECHNISCHE INFORMATIONEN

DONNÉES TECHNIQUES

INFORMACION TECNICA

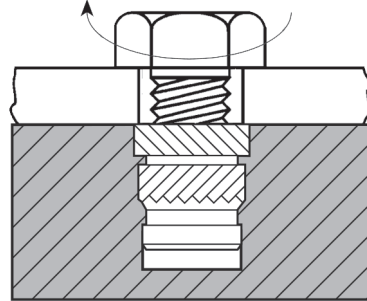
COPPIA DIRETTA

DIRECT TORQUE

DIREKTES DREHMOMENT

COUPLE DIRECT

PAR DE GIRO DIRECTO



INFORMAZIONI TECNICHE TECHNICAL INFORMATION TECHNISCHE INFORMATIONEN DONNÉES TECHNIQUES INFORMACION TECNICA	FXSLB	FXTCB	FXHLB	FXFLB	FXSPB	FXCPB	FXPLKB	FXBLB	FXFTCB	FXSLBCH
Coppia diretta DIRECT torque Direktes Drehmoment Couple direct Par de giro directo										
	OK	OK	OK	+/-	OK	+/-	+/-	+/-	OK	OK

INFORMAZIONI TECNICHE TECHNICAL INFORMATION TECHNISCHE INFORMATIONEN DONNÉES TECHNIQUES INFORMACION TECNICA	FXSCTB F212	FXF309	BF - BZ	SLOTTED	JACKFIX	RN	FX	DF
Coppia diretta DIRECT torque Direktes Drehmoment Couple direct Par de giro directo								
	NO	NO	NO	OK	OK	+/-	OK	OK

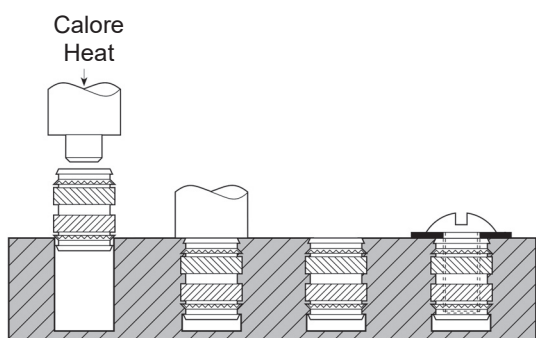
METODI DI INSTALLAZIONE

INSTALLATION METHODS

INSTALLATIONSMETHODEN

MÉTHODES D'INSTALLATION

METODO DE INSTALACION



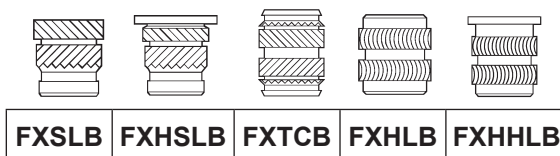
INSERIMENTO A CALDO

HEAT INSTALLATION

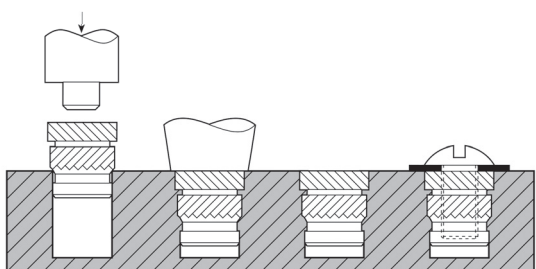
WÄRME EINBETTEN

INSERTION PAR PROCÉDÉ THERMIQUE

INSTALACION CON CALOR



Ultrasuoni



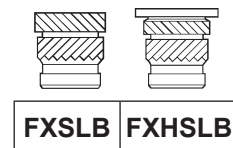
INSERIMENTO AD ULTRASUONI

ULTRASONICS INSTALLATION

EINBETTEN MIT ULTRASCHALL

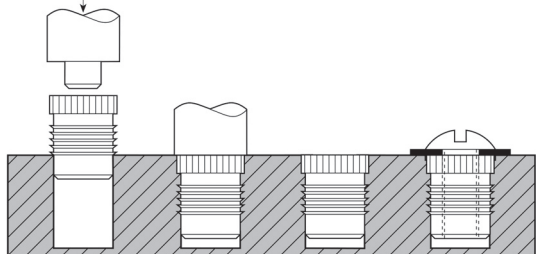
INSERTION PAR PROCÉDÉ ULTRASONS

INSTALACION CON ULTRASONIDOS



Pressa

Press




INSERIMENTO A PRESSIONE

PRESS-IN INSTALLATION

EINPRESS-EINSATZ

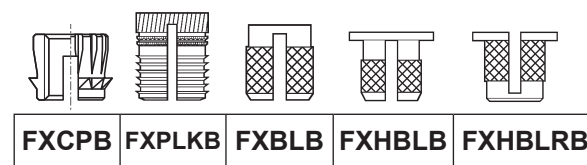
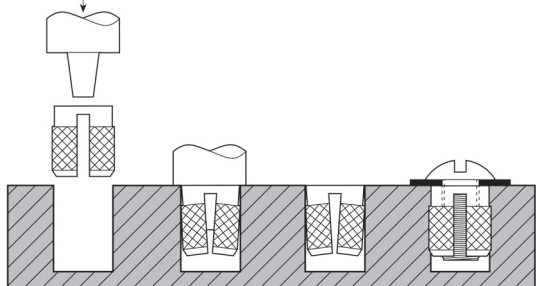
INSERTION À PRESSION

INSTALACION POR PRESION



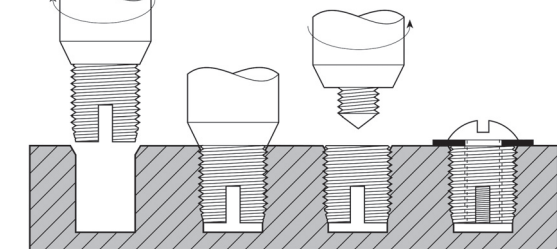
Pressa

Press



Avvitatore

Tapping head



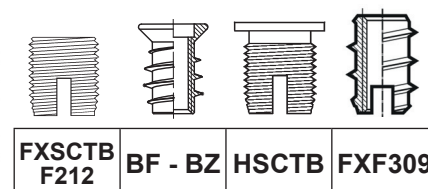
INSERIMENTO PER AVVITATURA

TAPPING INSTALLATION

EINSCHRAUB-EINSATZ

INSERTION PAR VISSEMENT

INSTALACION CON TORNILLO



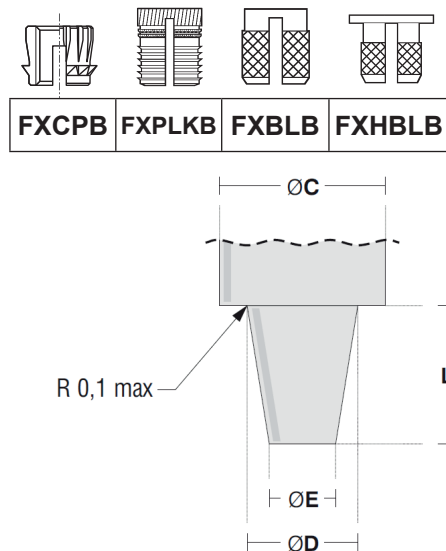
GUIDA ALLA SCELTA DELLE DIMENSIONI DELL'UTENSILE PER LA POSA DEGLI INSERTI CON INTAGLIO

GUIDE TO CHOOSE TOOL DIMENSIONS FOR INSERTS WITH SLOTS

ABMESSUNGSWAHL ANLEITUNG, DER NOTWENDIGEN WERKZEUGE FÜR DIE INSTALLATION DER EINSÄTZE MIT SCHLITZ

GUIDE AU CHOIX DES DIMENSIONS DE L'OUTIL POUR L'INSTALLATION DES INSERTS CISAILLÉS

GUÍA PARA ESCOGER LAS DIMENSIONES DE LA HERRAMIENTA PARA EL INTERIOR CON RANURAS



TIPO TYPE	ØE	ØD	ØC	L
M 2	0,7	1,5	4	4
M 2,5	1,2	2,0	5	4,5
M 3	1,7	2,4	5	4,5
M 4	2,4	3,2	6,5	8
M 5	2,9	4,0	7,5	9
M 6	3,8	4,9	9,0	12
M 8	5,3	6,5	11,0	12

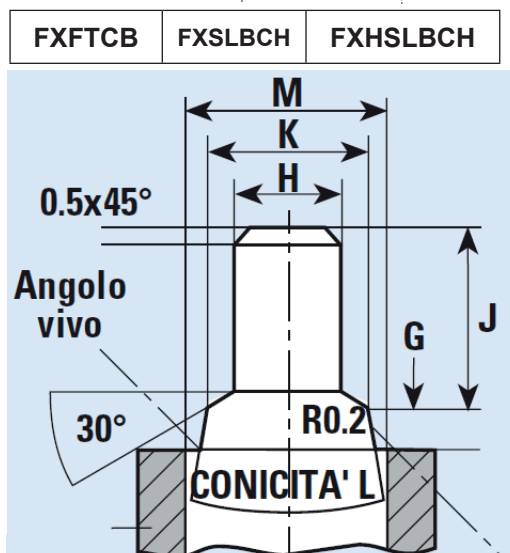
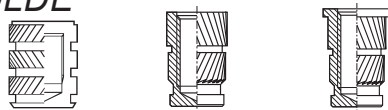
GUIDA ALLA SCELTA DELLE DIMENSIONI DELLA SPINA PER LA POSA DEGLI INSERTI IN COSTAMPAGGIO

GUIDE TO CHOOSE PIN DIMENSIONS FOR MOULD-IN INSERTS

ABMESSUNGSWAHL ANLEITUNG, DER NOTWENDIGEN STIFTE FÜR DIE INSTALLATION DER GEGOSSENE EINSÄTZE

GUIDE AU CHOIX DES DIMENSIONS DU GOUJON POUR L'INSTALLATION DES INSERTS PAR MOULAGE

GUÍA PARA ESCOGER LAS DIMENSIONES DEL PIN PARA EL INTERIOR DE MOLDE



TIPO TYPE	G -,020 +,040 mm	H -,025 +,000 mm	J -,100 +,100 mm	K -,0125 +,0125 mm	L entro gradi	M mm
M 2	0.80	1.55	2.65	2.300	6	3.00
M 2,5	0.90	2.00	3.00	2.800	5	3.50
M 3	1.05	2.45	3.40	3.125	4.5	4.00
M 4	1.30	3.25	5.00	4.425	4.5	5.40
M 5	1.70	4.15	5.55	5.125	5	6.00
M 6	1.80	4.95	6.15	6.600	5.5	8.00
M 8	2.00	6.70	9.00	8.500	6	10.00

INSERTI FILETTATI IN OTTONE TIPO FXSLB INSERIMENTO A CALDO O ULTRASUONI

FXSLB e FXHSLB sono inserti in ottone, da utilizzare su materiali termoplastici.

Le godronature invertite ne garantiscono un'ottima tenuta alla trazione ed alla rotazione. Possono anche essere inseriti in costampaggio.

BRASS THREADED INSERTS FXSLB TYPE HEAT OR ULTRASONICS INSTALLATION

FXSLB and FXHSLB are brass inserts designed for thermoplastic materials.

The opposing helical knurls provide excellent resistance to torsion and pull out. They can be moulded in.

MESSING EINSÄTZE TYP FXSLB WÄRME-UND ULTRASCHALL EINBETTEN

FXSLB und FXHSLB sind Messing Einsätze für Thermoplastische Werkstoffe. Die Schräkverzahnte Rändelung sichert eine sehr gute Zug- und Verdrehfestigkeit zu. Kann auch in gegossene Bauteile eingesetzt werden.


INSERTS FILETÉS EN LAITON TYPE FXSLB INSERTION PAR PROCÉDÉ THERMIQUE OU ULTRASONS

FXSLB et FXHSLB sont des inserts en laiton, à utiliser pour matériaux thermoplastiques.

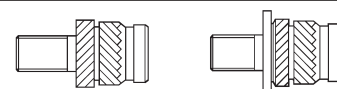
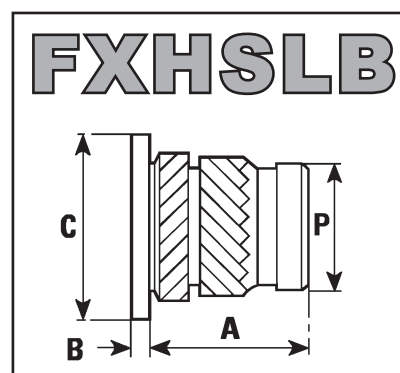
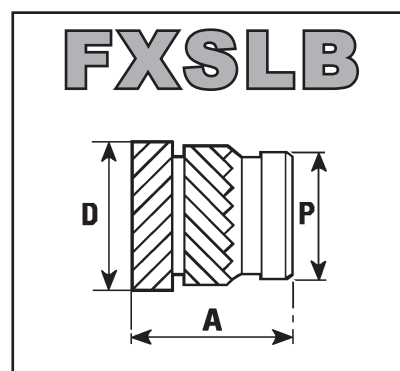
Les cannelures inversées garantissent une excellente tenue à l'arrachement et à la rotation. Ils peuvent aussi être insérés par moulage.

INSERTOS LATON ROSCADOS TIPO FXSLB INSTALACION CON CALOR O ULTRASONIDOS

FXSLB y FXHSLB son insertos de latón para utilizar en materiales termoplásticos. Sus bandas helicoidales invertidas proporcionan una buena combinación de alto par de giro con resistencia a la tracción. Pueden ser utilizados en el interior del molde.



CODICE code FXSLB	CODICE code FXHSLB	Filetto interno Internal Thread	A*	B	C	D	P	Ø foro hole - 0,00 + 0,10	Spess. minimo parete Min. wall thickness
83FXSLBM02	83FXHSLBM02	M 2	4,0	0,53	4,8	3,6	3,1	3,2	1,3
83FXSLBM025	83FXHSLBM025	M 2,5	5,7	0,61	5,5	4,6	3,9	4,0	1,6
83FXSLBM034	83FXHSLBM034	M 3	4	0,61	5,5	4,6	3,9	4,0	1,6
83FXSLBM0348	83FXHSLBM0348	M 3	4,8	0,61	5,5	4,6	3,9	4,0	1,6
83FXSLBM03	83FXHSLBM03	M 3	5,7	0,61	5,5	4,6	3,9	4,0	1,6
83FXSLBM0448	83FXHSLBM0448	M 4	4,8	0,91	7,1	6,3	5,5	5,6	2,1
83FXSLBM0458	83FXHSLBM0458	M 4	5,8	0,91	7,1	6,3	5,5	5,6	2,1
83FXSLBM0472	83FXHSLBM0472	M 4	7,2	0,91	7,1	6,3	5,5	5,6	2,1
83FXSLBM04	83FXHSLBM04	M 4	8,1	0,91	7,1	6,3	5,5	5,6	2,1
83FXSLBM0558	83FXHSLBM0558	M 5	5,8	1,09	7,9	7,1	6,3	6,4	2,6
83FXSLBM582	83FXHSLBM582	M 5	8,2	1,09	7,9	7,1	6,3	6,4	2,6
83FXSLBM05	83FXHSLBM05	M 5	9,5	1,09	7,9	7,1	6,3	6,4	2,6
83FXSLBM0668	83FXHSLBM0668	M 6	6,8	1,35	9,5	8,7	7,9	8,0	3,3
83FXSLBM0695	83FXHSLBM0695	M 6	9,5	1,35	9,5	8,7	7,9	8,0	3,3
83FXSLBM06	83FXHSLBM06	M 6	12,7	1,35	9,5	8,7	7,9	8,0	3,3
	83PLXM06**	M 6	12,7	1,30	9,5	8,67	7,92	8,0	3,3
83FXSLBM08	83FXHSLBM08	M 8	12,7	1,35	11,1	10,2	9,5	9,6	4,5
83FXSLBM10	83FXHSLBM10	M 10	12,7	1,60	14,0	12,6	11,8	11,9	6,0
83FXSLBM12	83FXHSLBM12	M 12	15,9	2,00	19,0	16,7	15,8	16,0	8,0



VERSIONE PRIGIONIERO A RICHIESTA
STUD VERSION ON REQUEST
GEWINDESTIFT AUSFÜHRUNG AUF
ANFRAGE
GOUJON DISPONIBLE SUR DEMANDE
VERSION PRISIONERA BAJO PEDIDO

- * DISPONIBILI ALTEZZE DIFFERENTI
- * AVAILABLE IN DIFFERENT LENGTHS
- * VERFÜGBAR IN VERSCHIEDENEN LÄNGEN
- * PLUSIEURS HAUTEURS DISPONIBLES
- * DISPONIBLES OTRAS ALTURAS

**ARTICOLO SELEZIONATO ALLA TELECAMERA PER DIMENSIONI E PRESENZA FILETTO

**ARTICOLO SELEZIONATO ALLA TELECAMERA PER DIMENSIONI E PRESENZA FILETTO

INSERTI FILETTATI IN OTTONE TIPO FXTCB INSERIMENTO A CALDO

FXTCB è un inserto filettato in ottone con le stesse caratteristiche di tenuta del FXSLB.

La forma simmetrica permette l'utilizzo durante lo stampaggio della plastica ed è consigliato anche per l'inserimento in automatico.

BRASS THREADED INSERTS FXTCB TYPE HEAT INSTALLATION

FXTCB is a brass insert with the same setting performances as FXSLB.

The symmetrical design assists automatic or manual feeding by eliminating the need for orientation during installation.

MESSING EINSÄTZE TYP FXTCB WÄRME EINBETTEN

FXTCB sind Messing Einsätze mit den selben Eigenschaften wie FXSLB.

Die symmetrische Form erlaubt die Anwendung während dem Kunststoff Gussverfahren.

Wird auch empfohlen für automatisierten Einsatz.

INSERTS FILETÉS EN LAITON TYPE FXTCB INSERTION PAR PROCÉDÉ THERMIQUE

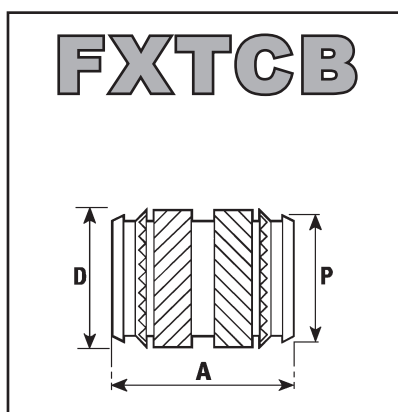

FXTCB est un insert fileté en laiton avec les mêmes donnée de tenue du FXSLB.

Sa forme symétrique permet son utilisation au cours du moulage du plastique; il est indiqué aussi pour l'insertion automatisée.

INSERTOS LATON ROSCADOS TIPO FXTCB INSTALACION CON CALOR

FXTCB es un inserto de latón roscado, con las mismas características de resistencia que el FXSLB.

Su forma simétrica permite su utilización durante el moldeo del plástico, y puede utilizarse tanto para instalación manual como automatizada.



CODICE code FXTCB	Filetto interno Internal Thread	A	D	P	Ø foro hole - 0,00 + 0,10	Spess. minimo parete Min. wall thickness
83FXTCBM02	M 2	4,0	3,6	3,1	3,2	1,3
83FXTCBM025	M 2,5	5,7	4,4	3,9	4,0	1,6
83FXTCBM03	M 3	5,7	4,4	3,9	4,0	1,6
83FXTCBM04	M 4	8,1	6,1	5,5	5,6	2,1
83FXTCBM05	M 5	9,5	6,8	6,3	6,4	2,6
83FXTCBM06	M 6	12,7	8,5	7,9	8,0	3,3
83FXTCBM08	M 8	12,7	10,0	9,5	9,6	4,5
83FXTCBM10	M 10	12,7	12,3	11,8	11,9	6,0
83FXTCBM12	M 12	15,9	16,3	15,8	16,0	8,0

INSERTI FILETTATI IN OTTONE TIPO FXHLB INSERIMENTO A CALDO

FXHLB e FXHHLB sono inserti in ottone, per l'installazione su materiali termoplastici amorf, sensibili all'intaglio. Caratterizzati da zigrinature arrotondate e non taglienti. Possono anche essere inseriti in costampaggio.

BRASS THREADED INSERTS FXHLB TYPE HEAT INSTALLATION

FXHLB and FXHHLB are brass inserts used in notch sensitive amorphous thermoplastics. Featuring rounded knurl bands which avoid plastic cutting. They can be moulded in.

MESSING EINSÄTZE TYP FXHLB WÄRME EINBETTEN

FXHLB und FXHHLB sind Messing Einsätze für die Anwendung auf formlosen, schneide empfindlichen, Thermoplaste Werkstoffen. Besonderheit ist die abgerundete nicht scharfkantige Rändelung. Kann auch in gegossene Formteile eingesetzt werden.

INSERTS FILETÉS EN LAITON TYPE FXHLB INSERTION PAR PROCÉDÉ THERMIQUE

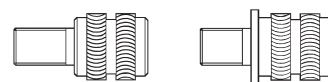
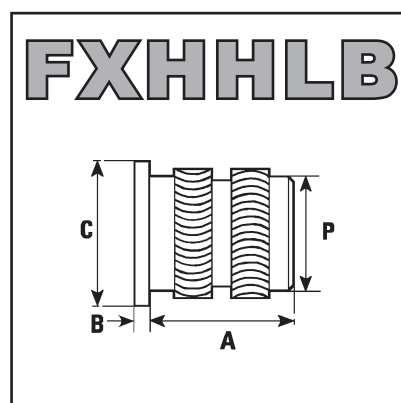
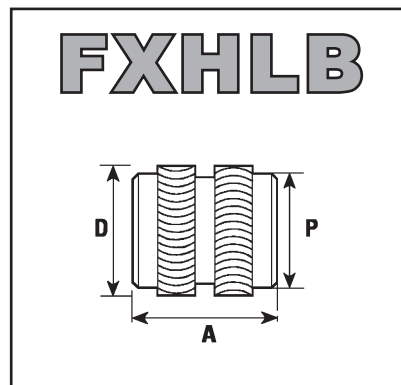
FXHLB et FXHHLB sont des inserts pour l'installation dans matériaux thermoplastiques amorphes, sensibles aux coupures. Ils ont des cannelures arrondies, pour ne pas couper. Ils peuvent aussi être insérés par moulage.

INSERTOS LATON ROSCADOS TIPO FXHLB INSTALACION CON CALOR

FXHLB y FXHHLB son insertos de latón, para la instalación en materiales termoplásticos amorfos que pueden tener riesgo de agrietado, por lo que su formas están redondeadas para evitar provocar grietas. También pueden ser utilizados en el interior del molde de inyección.



CODICE code FXHLB	CODICE code FXHHLB	Filetto inter- no Internal Thread	A	B	C	D	P	Ø foro hole - 0,00 + 0,10	Spess. minimo parete Min. wall thickness
83FXHLBM02	83FXHHLBM02	M 2	3,9	0,51	4,8	3,5	3,1	3,2	1,4
83FXHLBM025	83FXHHLBM025	M 2,5	5,8	0,58	5,5	4,4	3,9	4,0	1,8
83FXHLBM03	83FXHHLBM03	M 3	5,8	0,58	5,5	4,4	3,9	4,0	1,8
83FXHLBM04	83FXHHLBM04	M 4	8,1	0,89	7,1	6,1	5,5	5,6	2,4
83FXHLBM05	83FXHHLBM05	M 5	9,5	1,07	7,9	6,9	6,3	6,4	2,8
83FXHLBM06	83FXHHLBM06	M 6	12,7	1,32	9,5	8,5	7,9	8,0	3,6
83FXHLBM08	83FXHHLBM08	M 8	12,7	1,32	11,1	10,0	9,5	9,6	5



VERSIONE PRIGIONIERO A RICHIESTA
STUD VERSION ON REQUEST
GEWINDESTIFT AUSFÜHRUNG AUF ANFRAGE
GOUJON DISPONIBLE SUR DEMANDE
VERSION PRISIONERA BAJO PEDIDO

ATTREZZATURA MANUALE PER INSERIMENTO A CALDO DEGLI INSERTI IN OTTONE

MANUAL HEAT STAKING MACHINE FOR PLASTIC FASTENERS

*HAND GERÄT FÜR WÄRME INSTALLATION DER MESSING EINSÄTZE
FÜR KUNSTSTOFFE*

OUTIL MANUEL POUR INSERTION PAR PROCÉDÉ THERMIQUE DES INSERTS EN LAITON

MANUAL DE LA MÁQUINA PARA COLOCACIÓN DE INSERTOS PARA PLÁSTICO

83FXHS1



PRINCIPALI CARATTERISTICHE

- funzionamento manuale
- procedimento termico
- volumi medio/bassi (campionature e produzioni in serie ridotte)
- sistema di installazione economico e versatile
- inserimento singolo o doppio degli inserti
- per inserti da M2 a M8
- controllo regolabile della profondità (utile pari a 215 mm.)
- controllo della temperatura con lettore LED
- riscaldatore a cartuccia da 200 watt con termocopia incorporata
- adatta alla maggior parte delle applicazioni (dalla temperatura ambiente ai 500° C)

MAIN FEATURES

- hand operated
- installation by heat
- medium / low volumes (prototyping/small series productions)
- low cost and versatile installation system
- single or double insert installation
- dimension range from M2 to M8
- adjustable depth control (max width 215 mm)
- adjustable temperature control with a LED display
- heated 200 watt head with thermocouple
- suitable for most applications (from room temperature to 500°C)

INSERTI FILETTATI IN OTTONE TIPO FXFLB INSERIMENTO A PRESSIONE

FXFLB - FXHFLB sono inserti in ottone, da installare a pressione su materiali termoplastici teneri e medi.

BRASS THREADED INSERTS FXFLB TYPE PRESS-IN INSTALLATION

FXFLB - FXHFLB are press-in brass inserts which can be installed into soft and medium thermoplastic materials

MESSING EINSÄTZE TYP FXFLB EINPRESS-EINSATZ

FXFLB-FXHFLB sind Messing Einpress-Einsätze für weiche und mittlere Thermoplaste Materialien.

INSERTS FILETÉS EN LAITON TYPE FXFLB INSERTION À PRESSION

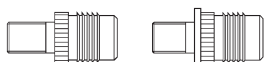
FXFLB - FXHFLB sont des inserts en laiton à insérer à pression dans matériaux thermoplastiques tendres et moyens.

INSERTOS LATON ROSCADOS TIPO FXFLB INSTALACION A PRESION

FXFLB y FXHFLB son insertos de latón, para instalar a presión sobre materiales termoplásticos blandos o medios.



FXFLB	CODICE	CODICE	Filetto interno Internal Thread	A	B	C	D	P	Ø foro hole - 0,00 + 0,10	Spess. minimo parete Min. wall thickness	N. alette Number of fins
	code FXFLB	code FXHFLB									
	83FXFLBM02	83FXHFLBM02	M 2	4,0	0,45	4,8	3,7	3,1	3,2	1,6	2
	83FXFLBM025	83FXHFLBM025	M 2,5	4,8	0,58	5,5	4,5	3,9	4,0	2,0	3
	83FXFLBM03	83FXHFLBM03	M 3	4,8	0,58	5,5	4,5	3,9	4,0	2,0	3
FXHFLB	83FXFLBM04	83FXHFLBM04	M 4	7,9	0,89	7,1	6,1	5,5	5,6	2,8	5
	83FXFLBM05	83FXHFLBM05	M 5	9,5	1,07	7,9	7,0	6,3	6,4	3,2	5
	83FXFLBM06	83FXHFLBM06	M 6	12,7	1,32	9,5	8,6	7,9	8,0	4,0	7
	83FXFLBM08	83FXHFLBM08	M 8	12,7	1,32	11,1	10,2	9,5	9,6	4,8	7



VERSIONE PRIGIONIERO A RICHIESTA
STUD VERSION ON REQUEST
GEWINDESTIFT AUSFÜHRUNG AUF
ANFRAGE
GOUJON DISPONIBLE SUR DEMANDE
VERSION PRISIONERA BAJO PEDIDO

INSERTI FILETTATI IN OTTONE TIPO FXSPB INSERIMENTO A PRESSIONE

FXSPB - FXHSPB sono inserti in ottone, studiati per l'utilizzo nei termoindurenti.
Le zigrinature permettono una grande resistenza alla torsione.

BRASS THREADED INSERTS FXSPB TYPE INSTALLATION BY ACTION PRESS

FXSPB - FXHSPB are press-in brass inserts ideal for use in thermosetting materials.
High torque-out resistance.

MESSING EINSÄTZE TYP FXSPB EINPRESSEINBETTUNG

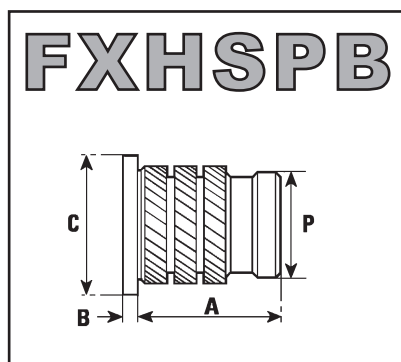
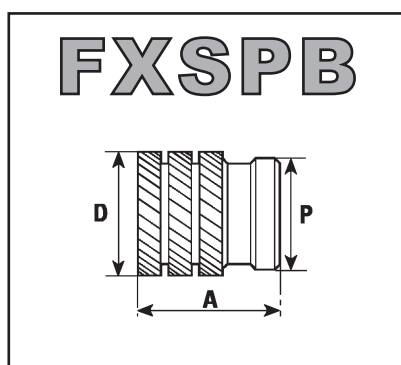
FXSPB-FXHSPB sind Messing Einsätze, entwickelt für Duroplaste.
Die Rändelung bzw Verzahnung sichert einen hohen Verdreh Widerstand zu.

INSERTS FILETÉS EN LAITON TYPE FXSPB INSERTION À PRESSION

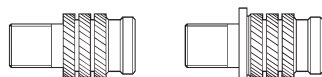
FXSPB - FXHSPB sont des inserts indiqués pour l'utilisation avec matériaux thermdurcissables.
Les cannelures garantissent une grande résistance au couple.

INSERTOS LATON ROSCADOS TIPO FXSPB INSTALACION A PRESION

FXSPB-FXHSPB son insertos de latón, diseñados para su utilización en plásticos termoendurentes,
con una gran resistencia al par de giro.



CODICE code FXSPB	CODICE code FXHSPB	Filetto interno Internal Thread	A	B	C	D	P	Ø foro hole - 0,00 + 0,10	Spess. minimo parete Min. wall thickness
83FXSPBM02	83FXHSPBM02	M 2	4,1	0,51	4,8	3,3	3	3,1	1,6
83FXSPBM025	83FXHSPBM025	M 2,5	5,3	0,58	5,5	4,2	3,7	3,8	2,0
83FXSPBM03	83FXHSPBM03	M 3	5,3	0,58	5,5	4,2	3,7	3,8	2,0
83FXSPBM04	83FXHSPBM04	M 4	7,4	0,89	7,1	5,8	5,3	5,4	2,5
83FXSPBM05	83FXHSPBM05	M 5	8,3	1,07	7,9	6,6	6,1	6,2	2,5
83FXSPBM06	83FXHSPBM06	M 6	9,2	1,32	9,5	8,2	7,7	7,8	2,8
83FXSPBM08	83FXHSPBM08	M 8	9,2	1,32	11,1	9,7	9,3	9,3	3,8
83FXSPBM10	83FXHSPBM10	M10	9,2	1,32	14,0	12,7	12,2	12,3	5,0



VERSIONE PRIGIONIERO A RICHIESTA
STUD VERSION ON REQUEST
GEWINDESTIFT AUSFÜHRUNG AUF
ANFRAGE
GOUJON DISPONIBLE SUR DEMANDE
VERSION PRISIONERA BAJO PEDIDO

INSERTI FILETTATI AD ESPANSIONE IN OTTONE TIPO FXCPB INSERIMENTO A PRESSIONE

FXCPB sono inserti ad espansione in ottone, da installare a pressione su tutti i materiali termoplastici.
Dopo l'inserimento hanno un leggero effetto autofrenante sulla vite.
Ottima resistenza a coppia e trazione.

EXPANSION BRASS INSERTS FXCPB TYPE PRESS-IN INSTALLATION

FXCPB are press-in expansion brass inserts suitable for installation in all thermoplastic materials.
Slight self-locking effect on the screw after installation.
Provides excellent torque-to-turn and pull-out performance.

MESSING EXPANSION EINSÄTZE TYP FXCPB EINPRESS-EINSATZ


FXCPB sind Messing Expansion Einsätze für Einpress-Einsatz. Geeignet für alle Thermoplaste
Nach dem Einsatz entsteht eine leichte selbstsichernde Schrauben Wirkung.
Sehr hoher Zug- und Verdreh Widerstand.

INSERTS FILETÉS À EXPANSION EN LAITON TYPE FXCPB INSERTION À PRESSION

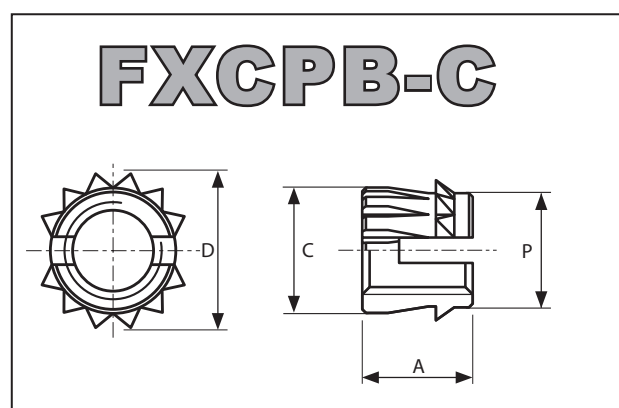
FXCPB sont des inserts à expansion en laiton, à installer à pression dans tous matériaux thermoplastiques.
Après la pose ils ont un léger effet auto-freiné sur la vis.
Excellente tenue au couple et à l'arrachement.

INSERTOS EXPANSION DE LATON TIPO FXCPB INSTALACION POR PRESION

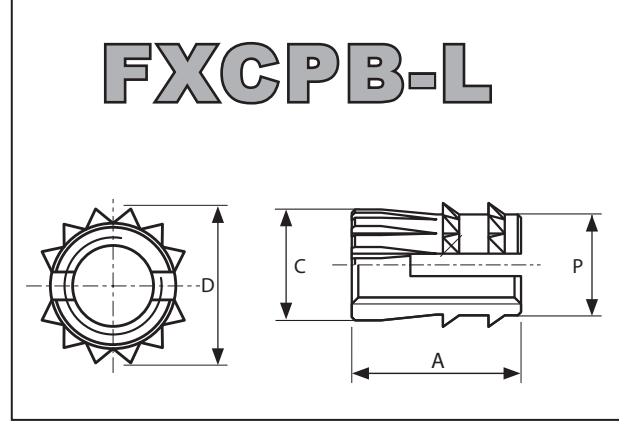
FXCPB son insertos expansión de latón por presión aptos para todo tipo de materiales termoplásticos.
Después de la instalación tienen un efecto de autobloqueo del tornillo.
Proporcionan una excelente resistencia tanto al par de giro como a tracción.



CODICE code FXCPB-C	Filetto interno Internal Thread	A	C	D	P	∅ foro / hole
83FXCPBM0235C	M2	3,5	3,5	3,9	3,1	3,1 - 3,2
83FXCPBM0254C	M2,5	4	4	4,4	3,5	3,6 - 3,7
83FXCPBM035C	M3	5	5	5,6	4,5	4,6 - 4,7
83FXCPBM045C	M4	5	6	6,6	5,4	5,5 - 5,6
83FXCPBM056C	M5	6	7	7,6	6,5	6,6 - 6,7
83FXCPBM067C	M6	7	8	8,6	7,5	7,6 - 7,7



CODICE code FXCPB-L	Filetto interno Internal Thread	A	C	D	P	∅ foro / hole
83FXCPBM038L	M3	8	5	5,6	4,5	4,6 - 4,7
83FXCPBM0395L	M3	9,5	5	5,6	4,5	4,6 - 4,7
83FXCPBM048L	M4	8	6	6,6	5,4	5,5 - 5,6
83FXCPBM0495L	M4	9,5	6	6,6	5,4	5,5 - 5,6
83FXCPBM059L	M5	9	7	7,6	6,5	6,6 - 6,7
83FXCPBM069L	M6	9	8	8,6	7,5	7,6 - 7,7
83FXCPBM0810L	M8	10	10	10,6	9,4	9,5 - 9,6



Disponibili a richiesta le versioni senza intagli.

Unslotted version available on demand.

Auf Anfrage auch ohne Schlitz.

Versions sans fentes coupantes disponibles sur demande.

Bajo pedido disponibles sin ranuras.

Guida alla scelta delle dimensioni
dell'utensile: pag. 11

Guide to choose the tool dimensions: page 11

INSERTI FILETTATI IN OTTONE TIPO FXPLKB INSERIMENTO A PRESSIONE

FXPLKB è un inserto in ottone, per l'installazione rapida su materiali termoplastici teneri e medi.
Dopo l'inserimento ha un leggero effetto autofrenante sulla vite.

BRASS THREADED INSERTS FXPLKB TYPE PRESS-IN INSTALLATION

FXPLKB is a press-in expansion brass insert, used in soft and medium thermoplastics.
Slightly self-locking after installation.

MESSING EINSÄTZE TYP FXPLKB EINPRESS-EINSATZ

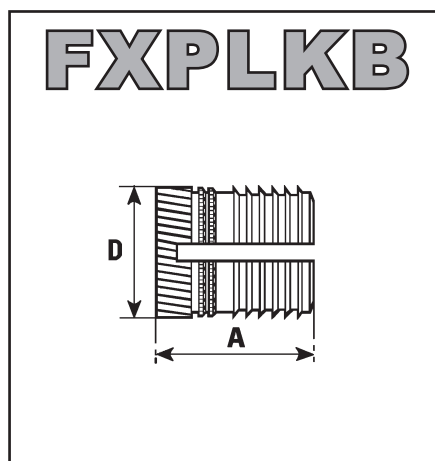

FXPLKB ist ein Messing Einsatz für schnelles Einbetten auf soft und mittel-harten Thermoplaste.
Nach dem Einsatz entsteht eine leichte Schrauben Sicherungswirkung.

INSERTS FILETÉS EN LAITON TYPE FXPLKB INSERTION À PRESSION

FXPLKB est un insert pour insertion rapide dans matériaux thermoplastiques tendres et moyens.
Après insertion il a un effet auto-freiné.

INSERTOS LATON ROSCADOS TIPO FXPLKB INSTALACION A PRESION

FXPLKB es un inserto en latón, para instalación rápida en materiales termoplásticos blandos o medios.
Una vez instalados tienen un ligero efecto autoblocante.



CODICE code FXPLKB	Filetto interno Internal Thread	A	D	Ø foro hole - 0,00 + 0,10	Spess. minimo parete Min. wall thickness
83FXPLKBM02	M 2	4,0	3,7	3,2	1,6
83FXPLKBM025	M 2,5	5,8*	4,5	4,0	2,0
83FXPLKBM03	M 3	5,8*	4,5	4,0	2,0
83FXPLKBM04	M 4	8,2*	6,2	5,6	2,8
83FXPLKBM05	M 5	9,5*	6,9	6,4	3,2
83FXPLKBM06	M 6	12,7*	8,5	8,0	4,0
83FXPLKBM08	M 8	12,7	10,1	9,6	4,8

- * DISPONIBILI ALTEZZE DIFFERENTI
- * AVAILABLE IN DIFFERENT LENGTHS
- * VERFÜGBAR IN VERSCHIEDENEN LÄNGEN
- * PLUSIEURS HAUTEURS DISPONIBLES
- * DISPONIBLES OTRAS ALTURAS

Guida alla scelta delle dimensioni
dell'utensile: pag. 11
Guide to choose the tool dimensions: page 11

INSERTI FILETTATI IN OTTONE TIPO FXBLB INSERIMENTO A PRESSIONE

FXBLB - FXHBLB - FXHBLRB sono inserti in ottone ad inserimento a pressione con tenuta ad espansione. Ideali per termoindurenti. Dopo l'inserimento hanno un leggero effetto autofrenante sulla vite.

BRASS THREADED INSERTS FXBLB TYPE PRESS-IN INSTALLATION

FXBLB - FXHBLB - FXHBLRB are press-in expansion brass inserts used in hard thermosetting plastics. Slightly self-locking after installation.

MESSING EINSÄTZE TYP FXBLB EINPRESS-EINSATZ


FXBLB-FXHBLB-FXHBLRB sind Messing Einsätze zum Einpressen mit Expansionsfestigkeit. Ideal für Duroplaste. Nach dem Einsatz entsteht eine leichte Schrauben Sicherungswirkung.

INSERTS FILETÉS EN LAITON TYPE FXBLB INSERTION À PRESSION

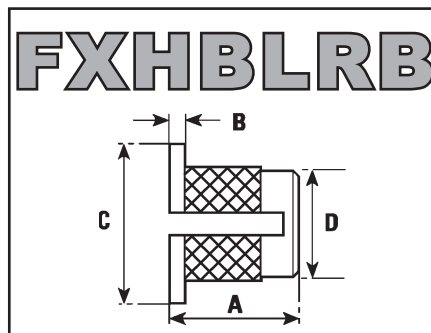
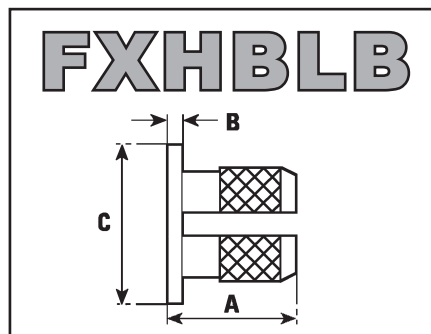
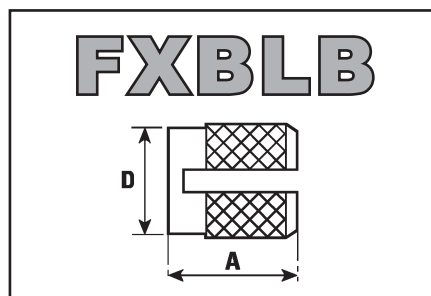
FXBLB - FXHBLB - FXHBLRB sont des inserts en laiton avec insertion par expansion. Indiqués pour thermodurcissables. Après insertion ils ont un effet auto-freiné.

INSERTOS LATON ROSCADOS TIPO FXBLB INSTALACION A PRESION

FXBLB-FXHBLB-FXHBLRB son insertos de latón para instalación a presión con alojamiento por expansión lo que los hace adecuados para plásticos termoendurentes. Después de la instalación tienen un ligero efecto de retención sobre el tornillo.



CODICE code FXBLB	CODICE code FXHBLB	CODICE code FXHBLRB	Filetto interno Internal Thread	A	B	C	D	Ø foro hole - 0,00 + 0,10	Spess. minimo parete Min. wall thickness
83FXBLBM02	83FXHBLBM02	83FXHBLRBM02	M 2	3,9	0,43	4,8	3,2	3,2	2,4
83FXBLBM025	83FXHBLBM025	83FXHBLRBM025	M 2,5	4,7	0,51	5,5	4,0	4,0	3,2
83FXBLBM03	83FXHBLBM03	83FXHBLRBM03	M 3	4,7	0,51	5,5	4,0	4,0	3,2
83FXBLBM04	83FXHBLBM04	83FXHBLRBM04	M 4	7,9	0,82	7,1	5,5	5,6	4,0
83FXBLBM05	83FXHBLBM05	83FXHBLRBM05	M 5	9,4	0,99	7,9	6,3	6,4	4,8
83FXBLBM06	83FXHBLBM06	83FXHBLRBM06	M 6	12,6	1,25	9,5	7,9	8,0	6,0
83FXBLBM08	83FXHBLBM08	83FXHBLRBM08	M 8	12,6	1,25	11,1	9,5	9,6	7,0



Guida alla scelta delle dimensioni
dell'utensile: pag. 11

Guide to choose the tool dimensions: page 11

INSERTI FILETTATI IN OTTONE CIECHI INSERIMENTO COSTAMPAGGIO

FXFTCB - FXSLBCH - FXHSLBCH sono inserti in ottone cieco, studiati per il costampaggio.

BLIND ENDED BRASS THREADED INSERTS - MOULD-IN INSTALLATION

FXFTCB - FXSLBCH - FXHSLBCH are blind ended brass threaded inserts designed for mould-in applications.

EINSÄTZE AUS MESSING GESCHLOSSEN - FÜR GEGOSSENE BAUTEILE

FXFTCB - FXSLBCH - FXHSLBCH sind Messing Einsätze, geschlossene Ausführung, gesondert für gegossene Bauteile entwickelt

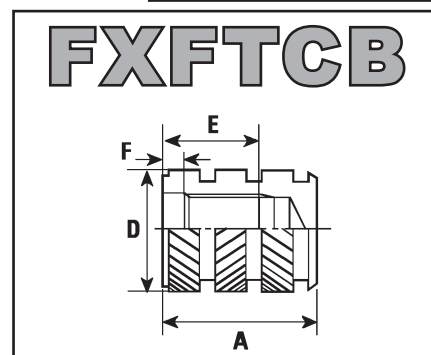
INSERTS FILETÉS EN LAITON BORGNE - INSERTION PAR MOULAGE

FXFTCB - FXSLBCH - FXHSLBCH sont des inserts borgnes, indiqués pour le moulage.

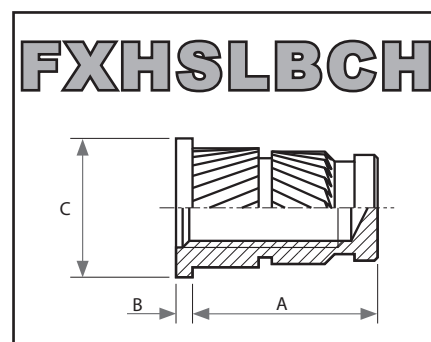
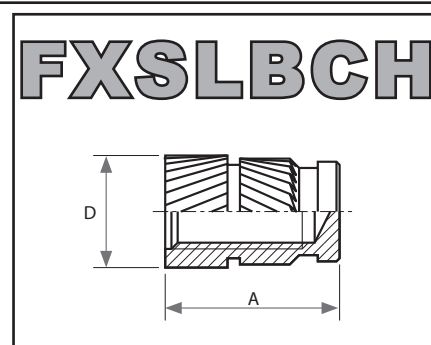
INSERTOS LATON ROSCADOS CIEGOS - INSTALACION EN INTERIOR DE MOLDE

FXFTCB - FXSLBCH - FXHSLBCH son insertos de latón, diseñados para su instalación en el interior del molde.

CODICE / code FXFTCB	Filetto interno Internal Thread	A*	D	E min.	F
83FXFTCBM02	M 2	5,5	3,4	3,6	1,0
83FXFTCBM025	M 2,5	6,4	4,3	4,0	1,2
83FXFTCBM03	M 3	7,3	4,7	4,6	1,3
83FXFTCBM04	M 4	10,2	6,3	6,7	1,8
83FXFTCBM05	M 5	11,2	7,3	7,4	2,0
83FXFTCBM06	M 6	14,4	9,8	8,1	2,0
83FXFTCBM08	M 8	16,5	11,4	11,1	2,3
83FXFTCBM10	M10	17,9	13,8	11,9	2,4



CODICE code FXSLBCH	CODICE code FXHSLBCH	Filetto interno Internal Thread	A*	D	C	B
83FXSLBM03CH	83FXHSLBM03CH	M 3	8,8	4,6	5,6	0,6
83FXSLBM04CH	83FXHSLBM04CH	M 4	12,2	6,3	7,2	0,8
83FXSLBM05CH	83FXHSLBM05CH	M 5	15,0	7,0	8,0	1,0
83FXSLBM06CH	83FXHSLBM06CH	M 6	15,0	8,6	9,5	1,3
83FXSLBM08CH	83FXHSLBM08CH	M 8	15,0	10,2	11,0	1,3



- * DISPONIBILI ALTEZZE DIFFERENTI
- * AVAILABLE IN DIFFERENT LENGTHS
- * VERFÜGBAR IN VERSCHIEDENEN LÄNGEN
- * PLUSIEURS HAUTEURS DISPONIBLES
- * DISPONIBLES OTRAS ALTURAS

Guida alla scelta delle
dimensioni della spina: pag. 11
Guide to choose the pin
dimensions: page 11

BUSSOLE AUTOFILETTANTI TIPO FXSCTB

Le bussole autofilettanti FXSCTB vengono avvitate sia su termoplastici sia su termoindurenti.
E' ottima la loro tenuta al taglio ed alla trazione. Disponibili in ottone.

SELF-TAPPING THREADED INSERTS FXSCTB TYPE

FXSCTB are self-tapping threaded inserts suitable for thermoplastic and thermosetting materials.
High pull-out resistance. Available in brass.

SELBSTSCHNEIDENDE GEWINDEBUCHSEN TYP FXSCTB

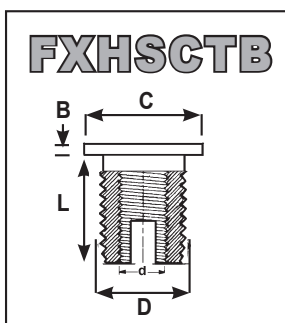
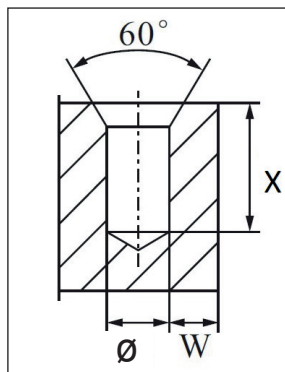
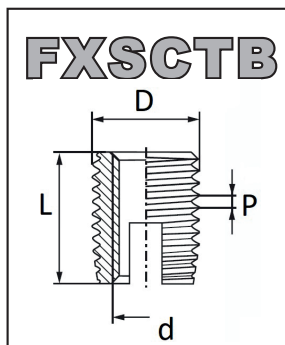
Die selbstschneidende Gewindebuchsen FXSCTB werden verschraubt in Duroplaste wie auch in Thermoplaste.
Sehr hohe Zug- und Scherfestigkeit. Verfügbar in Messing.

DOUILLES AUTOTARAUDEUSES TYPE FXSCTB

Les douilles autotaraudeuses FXSCTB peuvent être vissées sur thermoplastiques et sur thermodurcissables.
Excellente tenue à l'arrachement et au cisaillement. Disponibles en laiton.

INSERTOS ROSCADOS AUTOTALADRANTES TIPO FXSCTB

FXSCTB se pueden instalar en termoplásticos y termoendurentes.
Excelent resistencia a la tracción y cizalla. Disponibles en latón.



OTTONE BRASS	d FILETTO INT. INT. THREAD	D DIAMETRO EST. EXT. DIAM.	P PASSO EST. EXT. PITCH	Ø foro hole PLASTICHE TENERE / SOFT PLASTICS	Ø foro hole PLASTICHE DURE / HARD PLASTICS	X	L
83FXSCTBM02	M2 x 0,4	4,5	0,5	4,1	4,1 - 4,2	8	6
83FXSCTBM025	M2,5 x 0,45	4,5	0,5	4,1	4,1 - 4,2	8	6
83FXSCTBM03	M3 x 0,5	5,0	0,5	4,6	4,6 - 4,7	8	6
83FXSCTBM04	M4 x 0,7	6,5	0,75	5,9 - 6,0	6,0 - 6,1	10	8
83FXSCTBM05	M5 x 0,8	8,0	1,0	7,2 - 7,3	7,3 - 7,5	13	10
83FXSCTBM06A	M6 x 1,0	9,0	1,0	8,2 - 8,3	8,3 - 8,5	15	12
83FXSCTBM06	M6 x 1,0	10,0	1,5	8,8 - 9,0	8,9 - 9,2	17	14
83FXSCTBM08	M8 x 1,25	12,0	1,5	10,8 - 11,0	10,9 - 11,2	18	15
83FXSCTBM10	M10 x 1,5	14,0	1,5	12,8 - 13,0	12,9 - 13,2	22	18
83FXSCTBM12	M12 x 1,75	16,0	1,5	14,8 - 15,0	14,9 - 15,2	26	22
83FXSCTBM14	M14 x 2,0	18,0	1,5	16,8 - 17,0	16,9 - 17,2	28	24
83FXSCTBM16	M16 x 2,0	20,0	1,5	18,8 - 19,0	18,9 - 19,2	27	22
83FXSCTBM18	M18 x 2,5	22,0	1,5	20,8 - 21,0	16,9 - 17,2	29	24
83FXSCTBM20	M20 x 2,5	26,0	1,5	24,8 - 25,0	18,9 - 19,2	32	27

OTTONE BRASS	d FILETTO INT. INT. THREAD	D DIAMETRO EST. EXT. DIAM.	P PASSO EST. EXT. PITCH	Ø foro hole PLASTICHE TENERE / SOFT PLASTICS	Ø foro hole PLASTICHE DURE / HARD PLASTICS	X	L	C	B
83FXHSCTBM025	M2,5 x 0,45	4,5	0,5	4,1	4,1 - 4,2	8	6	6	0,58
83FXHSCTBM03	M3 x 0,5	5,0	0,5	4,6	4,6 - 4,7	8	6	6,5	0,58
83FXHSCTBM04	M4 x 0,7	6,5	0,75	5,9 - 6,0	6,0 - 6,1	10	8	8	0,89
83FXHSCTBM05	M5 x 0,8	8,0	1,0	7,2 - 7,3	7,3 - 7,5	13	10	9,5	1,06
83FXHSCTBM06A	M6 x 1,0	9,0	1,0	8,2 - 8,3	8,3 - 8,5	15	12	12,5	1,32
83FXHSCTBM06	M6 x 1,0	10,0	1,5	8,8 - 9,0	8,9 - 9,2	17	14	12	1,32
83FXHSCTBM08	M8 x 1,25	12,0	1,5	10,8 - 11,0	10,9 - 11,2	18	15	14	1,32
83FXHSCTBM10	M10 x 1,5	14,0	1,5	12,8 - 13,0	12,9 - 13,2	22	18	16	1,57
83FXHSCTBM12	M12 x 1,75	16,0	1,5	14,8 - 15,0	14,9 - 15,2	26	22	18	1,57

Tolleranza filetto interno d: secondo ISO 6H / Tolleranza diametro esterno D: Secondo norme di lavorazione

Tolerance internal thread d = according to ISO 6H / Tolerance external diameter D = according to manufacturing standards.

W Distanza minima dal bordo: lega leggera $W \geq 0.2 \times D$; Ghise $W \geq 0.3 \times D$; Plastiche $W \geq 0.25 \times D$

W Min edge distance: light alloy $W \geq 0.2 \times D$; Cast iron $W \geq 0.3 \times D$; Plastics $W \geq 0.25 \times D$

Es.: 83FXSCTBM06 (D=10.0 mm) lega leggera $W \geq 2$ mm; Ghise $W \geq 3$ mm; Plastiche $W \geq 2.5$ mm

Ex.: 83FXSCTBM06 (D=10.0 mm) light alloy $W \geq 2$ mm; Cast iron $W \geq 3$ mm; Plastics $W \geq 2.5$ mm

Materiali/materials:

- ottone / brass

BUSSOLE AUTOFILETTANTI TIPO F212

Dotate di fenditura tagliante permettono elevata tenuta a trazione e taglio.

Idonee per metalli, leghe leggere, ottone, rame, plastica, laminati, compositi.

SELF-TAPPING THREADED INSERTS F212 TYPE

Designed with a cutting slot, it achieves high pull-out and shear strength

Suitable for metals, light alloys, brass, bronze, copper, plastics, laminates and composites

SELBSTSCHNEIDENDE GEWINDEBUCHSEN TYP F212

Mit einem schneidenden Schlitz versehen und hohen Zug und Scherfestigkeits-Werte.

Geeignet für Metalle, Leichte Legierungen, Messing, Kunststoffe, Kupfer, Laminate und Karbonfaser

DOUILLES AUTOTARAUDEUSES TYPE F212

Equipées d'une fente coupante, elles permettent une tenue élevée à l'arrachement et à la coupe.

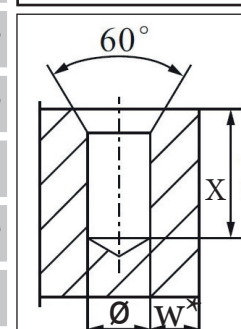
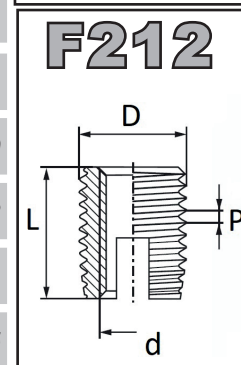
Conviennent pour les métaux, les alliages légers, le laiton, le bronze, le cuivre, les plastiques, les stratifiés et les composites.

INSERTOS ROSCADOS AUTOTALADRANTES TIPO F212

Diseñados con extremo cortante consiguen una elevada resistencia tanto a tracción como a cizalla.

Adecuados para metales, aleaciones ligeras, latón, plástico, laminados y composites.

ACCIAIO STEEL	INOX STAINLESS STEEL	INOX 316L STAINLESS STEEL 316L	d FILETTO INTERNO INTERNAL THREAD	D DIAMETRO EST. EXT. DIAM.	P PASSO EST. EXT. PITCH	Ø foro hole METALLI METALS	Ø foro hole PLASTICHE TENERE / SOFT PLASTICS	Ø foro hole PLASTICHE DURE / HARD PLASTICS	X	L
83ACF212M02	83IXF212M02	83IXA4F212M02	M2 x 0,4	4,5	0,5	4,2 - 4,3	4,1	4,1 - 4,2	8	6
83ACF212M025	83IXF212M025	83IXA4F212M025	M2,5 x 0,45	4,5	0,5	4,2 - 4,3	4,1	4,1 - 4,2	8	6
83ACF212M03	83IXF212M03	83IXA4F212M03	M3 x 0,5	5,0	0,5	4,7 - 4,8	4,6	4,6 - 4,7	8	6
83ACF212M04	83IXF212M04	83IXA4F212M04	M4 x 0,7	6,5	0,75	6,1 - 6,2	5,9 - 6,0	6,0 - 6,1	10	8
83ACF212M05	83IXF212M05	83IXA4F212M05	M5 x 0,8	8,0	1,0	7,5 - 7,6	7,2 - 7,3	7,3 - 7,5	13	10
83ACF212M06A	83IXF212M06A	83IXA4F212M06A	M6 x 1,0	9,0	1,0	8,5 - 8,6	8,2 - 8,3	8,3 - 8,5	15	12
83ACF212M06	83IXF212M06	83IXA4F212M06	M6 x 1,0	10,0	1,5	9,2 - 9,4	8,8 - 9,0	8,9 - 9,2	17	14
83ACF212M08	83IXF212M08	83IXA4F212M08	M8 x 1,25	12,0	1,5	11,2 - 11,4	10,8 - 11,0	10,9 - 11,2	18	15
83ACF212M10	83IXF212M10	83IXA4F212M10	M10 x 1,5	14,0	1,5	13,2 - 13,4	12,8 - 13,0	12,9 - 13,2	22	18
83ACF212M12	83IXF212M12	83IXA4F212M12	M12 x 1,75	16,0	1,5	15,2 - 15,4	14,8 - 15,0	14,9 - 15,2	26	22
83ACF212M14	83IXF212M14	83IXA4F212M14	M14 x 2,0	18,0	1,5	17,2 - 17,4	16,8 - 17,0	16,9 - 17,2	28	24
83ACF212M16	83IXF212M16	83IXA4F212M16	M16 x 2,0	20,0	1,5	19,2 - 19,4	18,8 - 19,0	18,9 - 19,2	27	22
83ACF212M18	83IXF212M18	83IXA4F212M18	M18 x 2,5	22,0	1,5	21,2 - 21,4	20,8 - 21,0	20,9 - 21,2	29	24
83ACF212M20	83IXF212M20	83IXA4F212M20	M20 x 2,5	26,0	1,5	25,2 - 25,4	24,8 - 25,0	24,9 - 25,2	32	27



Tolleranza filetto interno d: secondo ISO 6H / Tolleranza diametro esterno D: Secondo norme di lavorazione
Tolerance internal thread d = according to ISO 6H / Tolerance external diameter D = according to manufacturing standards.

Materiali/materials:

- acciaio temprato zincato / case hardened zinc-plated steel
- acciaio inox AISI 303 (1.4305) / stainless steel AISI 303 (1.4305)
- acciaio inox AISI 316L (1.4404) a richiesta / stainless steel AISI 316L (1.4404) on demand.

W Distanza minima dal bordo: lega leggera $W \geq 0.2 \times D$; Ghise $W \geq 0.3 \times D$; Plastiche $W \geq 0.25 \times D$

W Min. edge distance: light alloy $W \geq 0.2 \times D$; Cast iron $W \geq 0.3 \times D$; Plastics $W \geq 0.25 \times D$

Es. 83ACF212M06 (D=10mm) lega leggera $W \geq 2\text{mm}$; Ghise $W \geq 3\text{mm}$; Plastiche $W \geq 2,5\text{mm}$

Ex. 83ACF212M06 (D=10mm) light alloy $W \geq 2\text{mm}$; Cast iron $W \geq 3\text{mm}$; Plastics $W \geq 2,5\text{mm}$

BUSSOLE AUTOFILETTANTI TIPO FXF309

Le bussole autofilettanti FXF309 vengono avvitate su materiali plastici, legno e compositi. E' ottima la loro tenuta al taglio ed alla trazione. Disponibili in ottone. Altri materiali a richiesta.

SELF-TAPPING THREADED INSERTS FXF309 TYPE

FXF309 are self-tapping inserts suitable for plastic materials, wood and composites. Extremely high levels of pull-out and torque-out resistance. Available in Brass. Other materials on demand.

SELBSTSCHNEIDENDE GEWINDEBUCHSEN TYP FXF309

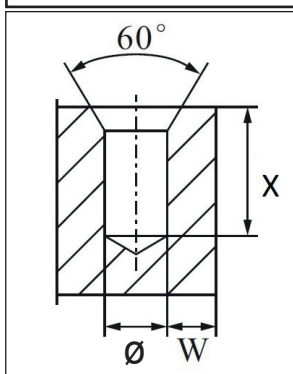
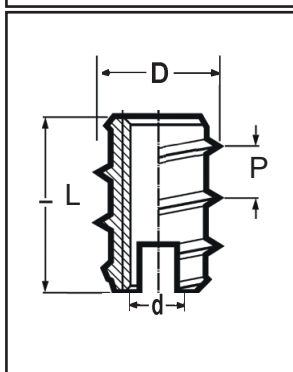
Die selbstschneidende Gewindebuchsen Typ FXF309 werden in Kunststoff, Holz oder Karbonfaser eingeschraubt. Sehr hohe Zug- und Scherfestigkeit. Verfügbar in Messing. Andere Materialien auf Anfrage lieferbar.

DOUILLES AUTOTARAUDEUSES TYPE FXF309

Les douilles autotaraudeuses FXF309 peuvent être vissées sur matières plastiques, bois et composites. Excellente résistance à l'arrachement et au cisaillement. Disponibles en laiton. Autres matières disponibles sur demande.

INSERTOS ROSCADOS AUTOTALADRANTES TIPO FXF309

FXF309 son insertos auto-roscentes para materiales plásticos, madera, y composites. Niveles muy altos de resistencia de extracción y par de apriete. Disponible en latón. Otros materiales bajo demanda.



CODICE CODE	d FILETTO INT. INT. THREAD	D FILETTO EST. EXT. THREAD	P PASSO EST. EXT. PITCH	Ø foro hole	X	L
83FXF309M03	M 3 x 0,5	5,5	1,6	4,1 - 4,3	9	6
83FXF309M04	M 4 x 0,7	7	2,5	5,1 - 5,3	13	10
83FXF309M05	M 5 x 0,8	9	3	6,6 - 6,9	15	12
83FXF309M06	M 6 x 1	10	4	7,6 - 7,9	17	14
83FXF309M08	M 8 x 1,25	13	4	9,9 - 10,3	23	20
83FXF309M10	M 10 x 1,5	16	5	12,4 - 12,8	26	23
83FXF309M12	M 12 x 1,75	19	5	15,4 - 15,8	30	26

Materiali/materials:

- ottone / brass

W Distanza minima dal bordo: Plastiche $W \geq 0.25 \times D$

W Min edge distance: Plastics $W \geq 0.25 \times D$

Es.: 83FXF309M06 (D=10.0 mm) Plastiche $W \geq 2.5$ mm

Ex.: 83FXF309M06 (D=10.0 mm) Plastics $W \geq 2.5$ mm

BUSSOLE AUTOFILETTANTI TIPO BF-BZ

INSERIMENTO CON UTENSILE MANUALE O UTENSILE A MACCHINA

Le bussole autofilettanti BF-BZ vengono avvitate su materiali plastici, legno e compositi.

E' ottima la loro tenuta al taglio ed alla trazione. Disponibili in ferro (BF) o zama (BZ).

SELF-TAPPING THREADED INSERTS BF-BZ TYPE.

INSTALLATION WITH HAND TOOL OR TAPPING MACHINE

BF-BZ are self-tapping inserts suitable for plastic materials, wood and composites. Extremely high levels of pull-out and torque-out resistance. Available in steel or zamac.

SELBSTSCHNEIDENDE BUCHSEN TYP BF-BZ. EINSATZ DURCH MANUELLES WERKZEUG ODER DURCH GEWINDEBOHRMASCHINE

Die selbstschneidende Buchsen Typ BF-BZ werden in Kunststoffe, Holz oder Carbonfaser eingeschraubt. Sehr hohe Zug - und Scherfestigkeit. Verfügbar in Stahl und Zamac.

DOUILLES AUTOTARAUEUSES TYPE BF-BZ. INSERTION MANUELLE OU À LA MACHINE

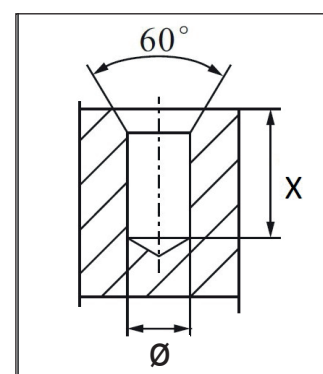
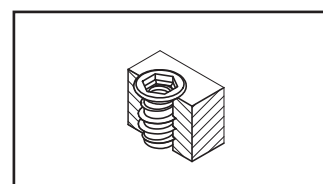
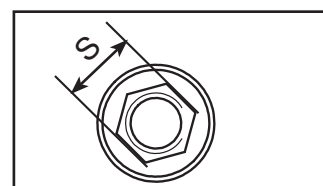
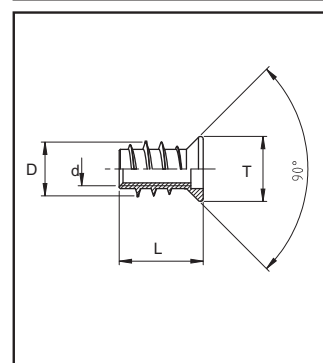
Les douilles autotaraueuses BF-BZ peuvent être vissées sur matières plastiques, bois et composites. Excellente résistance à l'arrachement et au cisaillement. Disponible en acier (BF) ou en zamac (BZ).

INSERTOS ROSCADOS AUTOTALADRANTES TIPO BF-BZ.

INSTALACION CON UTENSILIO MANUAL O MAQUINA AUTOMATICA

BF-BZ son insertos auto-roscantes para materiales plásticos, madera, y composites. Niveles muy altos de resistencia de extracción y par de apriete. Disponible en acero y zamac.

FERRO STEEL	ZAMA ZAMAK	d FILETTO INT. INT. THREAD	P	ø foro hole	D	X	A	S
86BFM410	86BZM410	M4 x 0,7	8	5,5 - 6,0	9	13	10	4
86BFM513	86BZM513	M5 x 0,8	10	7,7 - 8,2	12	16	13	5
86BFM612	86BZM612	M6 x 1,0				15	12	
86BFM613	86BZM613	M6 x 1,0				16	13	
86BFM614	86BZM614	M6 x 1,0				17	14	
86BFM615	86BZM615	M6 x 1,0	10	7,7 - 8,2	12	18	15	6
86BFM617	86BZM617	M6 x 1,0				20	17	
86BFM620	86BZM620	M6 x 1,0				23	20	
86BFM624	86BZM624	M6 x 1,0				27	24	
86BFM813	86BZM813	M8 x 1,25				16	13	
86BFM815	86BZM815	M8 x 1,25				18	15	
86BFM817	86BZM817	M8 x 1,25				20	17	
86BFM820	86BZM820	M8 x 1,25	12,5	9,7 - 10,2	14	23	20	8
86BFM822	86BZM822	M8 x 1,25				25	22	
86BFM824	86BZM824	M8 x 1,25				27	24	
86BFM828	86BZM828	M8 x 1,25				31	28	
86BFM1016	86BZM1016	M10 x 1,5				20	16	
86BFM1017	86BZM1017	M10 x 1,5				21	17	
86BFM1018	86BZM1018	M10 x 1,5	15,3	12,4 - 12,9	17	22	18	10
86BFM1020	86BZM1020	M10 x 1,5				24	20	
86BFM1025	86BZM1025	M10 x 1,5				29	25	






RIVETTI PER MATERIE PLASTICHE ALLUMINIO / ACCIAIO ZINCATO T. TONDA

PEEL RIVETS ALUMINIUM / STEEL ZINC PLATED DOME HEAD

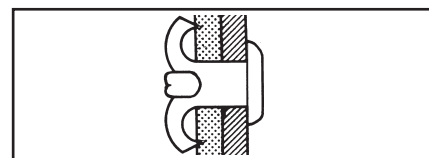
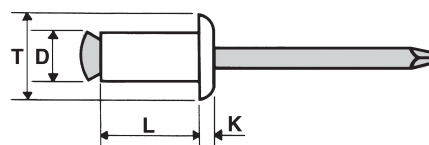
SPREIZBLINDNIETE ALUMINIUM / STAHL VZ FLACHKOPF

RIVETS ÉCLATÉS ALUMINIUM / ACIER ZINGUÉ TÊTE PLATE

REMACHES PARA MATERIAS PLASTICAS ALUMINIO / ACERO CINCADO CABEZA ALOMADA

D +0,08/-0,15	L +1/-0,2	T max	K max	∅ foro/hole		CODICE code		
3,2	8	6,7	1,3	3,7	0,5 - 1 1 - 3 3 - 5	01FA3208TT	700 N	765 N
	10					01FA3210TT		
	12					01FA3212TT		
4,0	10	8,4	1,7	4,5	1,5 - 5 4 - 6 6 - 9 8 - 11 10 - 13 12 - 15 15 - 20 18 - 24	01FA4010TT	1150 N	1260 N
	12					01FA4012TT		
	14					01FA4014TT		
	16					01FA4016TT		
	18					01FA4018TT		
	20					01FA4020TT		
	25					01FA4025TT		
	30					01FA4030TT		
4,8	10	10,1	2,0	5,3	0,5 - 4 2 - 6 4 - 8 6 - 10 8 - 12 10 - 14 12 - 16 15 - 19 19 - 24 24 - 29 29 - 34 33 - 38 38 - 43	01FA4810TT	1800 N	1600 N
	12					01FA4812TT		
	14					01FA4814TT		
	16					01FA4816TT		
	18					01FA4818TT		
	20					01FA4820TT		
	24					01FA4824TT		
	25					01FA4825TT		
	30					01FA4830TT		
	35					01FA4835TT		
	40					01FA4840TT		
	45					01FA4845TT		
50	01FA4850TT							

FA - TT



RIVETTI PER MATERIE PLASTICHE ALLUMINIO / ALLUMINIO TESTA TONDA

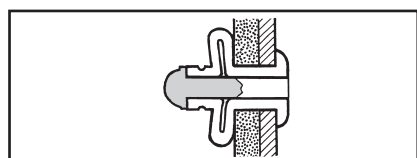
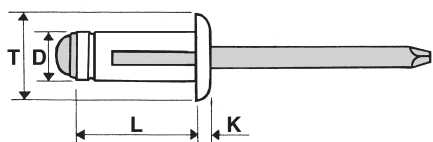
BLIND RIVETS FOR PLASTIC ALUMINIUM / ALUMINIUM DOME HEAD

LASCHENBLINDNIETE ALUMINIUM / ALUMINIUM FLACHKOPF

RIVETS POUR PLASTIQUE ALUMINIUM / ALUMINIUM TÊTE PLATE

REMACHES PARA MATERIAS PLASTICAS ALUMINIO / ALUMINIO CABEZA ALOMADA

AL-SOF - TT



D +0,08/-0,15	L +1/-0,2	T max	K max	∅ foro/hole		CODICE code			
4,0	13,6	8,2	1,6	4,2 - 4,5	1 - 3	01ALSOF4014TT	800 N	500 N	
	18,8					3 - 7			01ALSOF4019TT
4,8	15,3	10,1	2,1	5,0 - 5,3	1 - 3	01ALSOF4815TT	1100 N	900 N	
	20,5					3 - 9			01ALSOF4821TT
	24,5					5 - 12			01ALSOF4825TT

AL-SOF - TTO

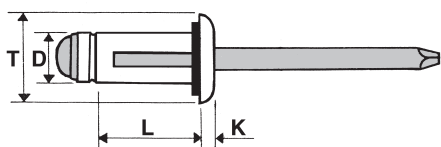
La rondella in neoprene garantisce la tenuta stagna

Good seal thanks to neoprene washer

Mit Neopren Unterkopf Dichtung

Bonne étanchéité grâce à l'anneau en néoprène

Buen sellado gracias a arandela de neopreno



D +0,08/-0,15	L +1/-0,5	T max	K max	∅ foro/hole		CODICE code			
5,2	17,5	11,7	2,2	5,3	0,5 - 4,8	01ALSOF5218TTO	3200 N	2000 N	
	22,2					4,8 - 9,5			01ALSOF5222TTO
	25,4					7,9 - 12,7			01ALSOF5225TTO
	28,6					11,1 - 15,9			01ALSOF5229TTO
	31,8					14,3 - 19,1			01ALSOF5232TTO

ACCIAIO Z. B. CROMO III
 STEEL ZINC PLATED Cr III
 STAHL VERZINKT Cr III
 ACIER ZINGUÉ Cr III
 ACERO CINCADO Cr III


INSERTI FILETTATI SPECIALI
SPECIAL THREADED INSERTS
SONDERANFERTIGUNGEN
INSERTS FILETÉS SPÉCIAUX
INSERTOS ROSCADOS ESPECIALES

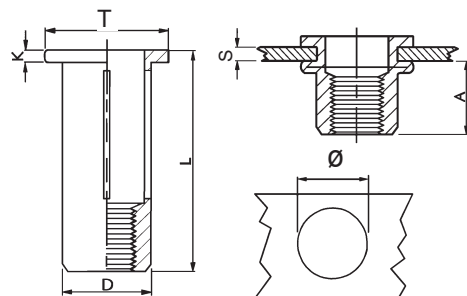



SLOTTED

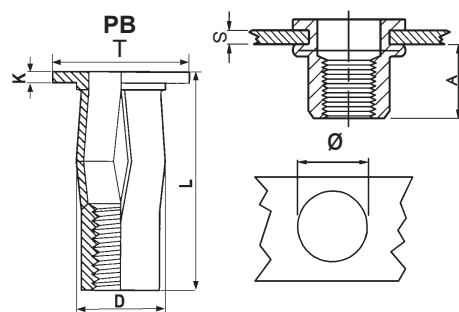
TESTA TONDA

FLAT HEAD
 FLACHKOPF
 TÊTE PLATE
 CABEZA PLANA

CODICE CODE		S GRIP	∅ foro/hole	D MAX	T	K	L	A
85ACSLOTTEDM04	M4	0,5 - 3,8	6,13 - 6,25	6,12	11,1	0,96	17,6	8,6
85ACSLOTTEDM04L		3,8 - 6,8					20,8	
85ACSLOTTEDM05	M5	0,5 - 4,4	7,48 - 7,62	7,47	12,7	0,96	22	9,9
85ACSLOTTEDM05L		4,4 - 8,1					24,8	
85ACSLOTTEDM06	M6	0,5 - 7,1	8,80 - 8,93	8,79	15,9	1,5	27,3	12,8
85ACSLOTTEDM06L		7,1 - 12,7					32,8	
85ACSLOTTEDM08	M8	0,5 - 7,1	11,11 - 11,50	11,1	19	1,6	30,5	14,5
85ACSLOTTEDM08L		7,1 - 12,7					36,5	
85ACSLOTTEDM10	M10	0,5 - 7,1	13,07 - 13,26	13,6	22,2	2,2	33,2	15,8
85ACSLOTTEDM10L		7,1 - 12,7					38,7	



CODICE CODE		S GRIP	∅ foro/hole	D MAX	T	K	L	A
85ACSLOTTEDM06PB	M6	0,5 - 7,1	10,00 - 10,15	9,8	15,9	1,5	25	13,2
85ACSLOTTEDM06LPB		7,1 - 12,7					31	
85ACSLOTTEDM08PB	M8	0,5 - 7,1	12,7 - 12,85	12,57	19	1,6	29	19,7
85ACSLOTTEDM08LPB		7,1 - 12,7					35	
85ACSLOTTEDM10PB	M10	0,5 - 7,1	15,09 - 15,24	14,9	22,2	2,2	31	19,7



INSERTI FILETTATI SPECIALI


SPECIAL THREADED INSERTS
SONDERANFERTIGUNGEN
INSERTS FILETÉS SPÉCIAUX
INSERTOS ROSCADOS ESPECIALES

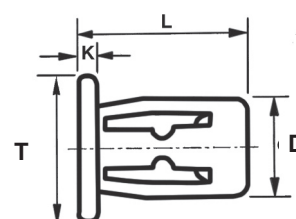

ACCIAIO Z. B. CROMO III
STEEL ZINC PLATED Cr III
STAHL VERZINKT Cr III
ACIER ZINGUÉ Cr III
ACERO CINCADO Cr III




JACKFIX

TESTA TONDA

FLAT HEAD
FLACHKOPF
TÊTE PLATE
CABEZA PLANA

CODICE CODE		GRIP	D	Ø foro/hole	T	K	L
86JFM04-C 86JFM04-L	M4	0,4 - 4,7 4,7 - 9,5	8,1	8,2	11,9	1,8	16,6 21,4
86JFM05-C 86JFM05-L	M5	0,4 - 4,7 4,7 - 9,5	9,7	9,8	13,5	1,8	18,2 22,6
86JFM06-C 86JFM06-M 86JFM06-L	M6	0,4 - 4,7 4,7 - 9,5 9,5 - 12,7	11,2	11,3	15,9	1,8	18,6 23,4 27,8

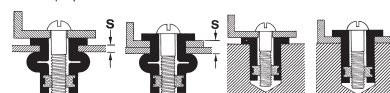
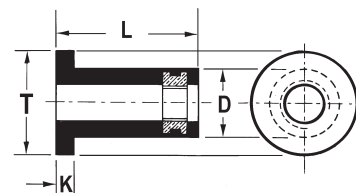


CODICE CODE		S GRIP	D		T	K	L	 Nm
85RN314	M3	0,4 - 4,0	7,9	8,0	11	1,2	12,6	0,36
85RN414	M4	0,4 - 4,0	7,9	8,0	11	1,2	12,6	0,36
85RN515 85RN527 85RN541	M5	0,4 - 4,9 7,9 - 15,0 20,5 - 30,0	9,6	9,7	12,7 14 14	0,9 1,3 1,3	14,1 26,5 39,0	0,54 0,54 1,14
85RN617 85RN626 85RN628	M6	0,4 - 4,0 0,8 - 4,7 6,4 - 11,5	12,7	12,8	16 19,05 16,3	1,3 4,7 2,0	16,0 21,1 26,7	1,13 1,69 1,13
85RN822 85RN834	M8	0,4 - 4,0 3,9 - 9,5	15,9	16,0	21,5	3,2 5,7	18,3 27,9	2,82

RN

NEOPRENE / OTTONE

NEOPRENE / BRASS
NEOPREN / MESSING
NÉOPRÈNE / LAITON
NEOPRENO / LATON



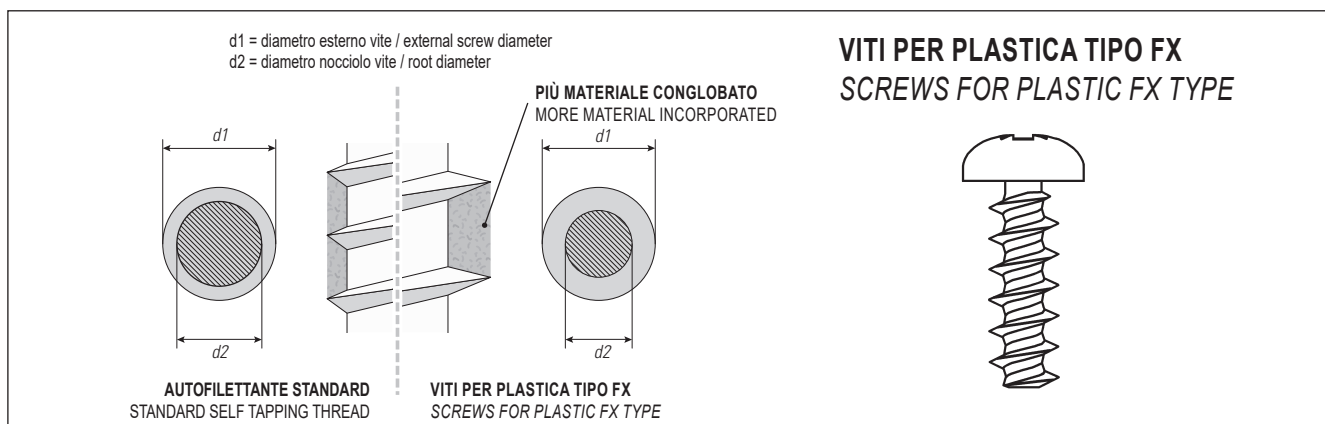
VITI PER PLASTICA SENZA PUNTA TIPO FX - INFORMAZIONI TECNICHE

SCREWS WITH BLUNT TIP FOR PLASTIC FX TYPE- TECHNICAL INFORMATION

SCHRAUBEN OHNE SPITZE FÜR KUNSTSTOFF FX - TECHNISCHE INFORMATIONEN

VIS À BOUT PLAT POUR PLASTIQUE FX- DONNÉES TECHNIQUES

TORNILLOS METALICOS SIN PUNTA PARA FIJAR EN PLASTICO FX- INFORMACION TECNICA



Diametro vite nominale (d1) Nominal screw diameter (d1)	2.2	2.5	3.0	3.5	4.0	4.5*	5.0	5.5*	6.0	7.0
Foro/Hole da/from d1x0,7 fino a/ from d1x0,85	1.54-1.87	1.75-2.12	2.10-2.55	2.45-2.97	2.80-3.4	3.15-3.82	3.50-4.25	3.85-4.67	4.20-5.1	4.90-5.95
Coppia di rottura minima (Nm) Breaking torque (Nm)	0.52	0.60	1.00	1.45	2.15	2.85	4.35	6.55	9.15	15.60
Coppia di chiusura (Nm) Tightening torque (Nm)	0.30	0.40	0.70	1.00	1.40	1.90	2.90	4.30	6.00	10.30

Ideale quando gli spessori della plastica sono sottili, perchè i filetti vengono utilizzati completamente. Rispetto alle viti autofilettanti risulta ottima la resistenza allo strappo e la resistenza alle vibrazioni.

Ideal for thinner plastics because the threads are used completely. Higher resistance to tear and vibration compared to self-tapping screws.

Ideal für kleinere Kunststoff Materialstärken, da das Gewinde komplett verwendet wird. Bietet auch besseren Halt bei Riss und Vibrationen im Gegensatz zu selbstschneidende Schrauben.

Idéal pour épaisseur de plastique réduit, puisque le filetage est pleinement exploité. Resistance à l'arrachement et aux vibrations optimale par rapport aux vis autotaraudeuses.

Ideal para plásticos menos gruesos porque el paso de rosca se utiliza por completo. Mayor resistencia al desgarró y la vibración en comparación con los tornillos autorroscantes.

***Disponibile su richiesta/available upon request**

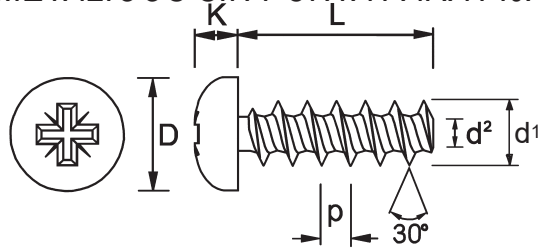
VITI PER PLASTICA SENZA PUNTA TIPO FXTC+

SCREWS WITH BLUNT TIP FOR PLASTIC FXTC+ TYPE

SCHRAUBEN OHNE SPITZE FÜR KUNSTSTOFF TYP FXTC+

VIS À BOUT PLAT POUR PLASTIQUE TYPE FXTC+

TORNILLOS METALICOS SIN PUNTA PARA FIJAR EN PLASTICO TIPO FXTC+



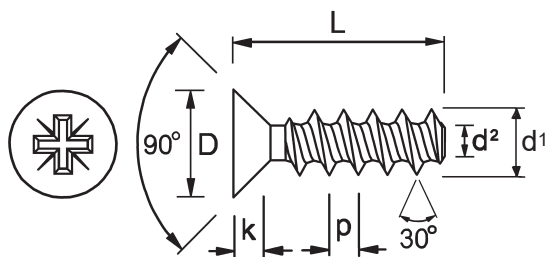
ACCIAIO Z. B. CROMO III
STEEL ZINC PLATED Cr III
STAHL VERZINKT Cr III
ACIER ZINGUÉ Cr III
ACERO CINCADO Cr III

Misura / Size d1	2.2	2.5	3.0	3.5	4.0	4.5*	5.0	5.5*	6.0	7.0
Lunghezza/Length	5 - 10	5 - 12	6 - 20	8 - 25	8 - 30	8 - 30	12 - 35	12 - 40	12 - 45	12 - 50
d2	1.25	1.40	1.66	1.91	2.17	2.53	2.68	3.47	3.19	4.77
p	0.98	1.12	1.34	1.57	1.79	2.04	2.24	2.44	2.69	3.04
Foro / Hole	1.54 - 1.87	1.75 - 2.12	2.10 - 2.55	2.45 - 2.97	2.80 - 3.40	3.15-3.82	3.50 - 4.25	3.85	4.20 - 5.10	4.90 - 5.95
D	3.9	4.4	5.3	6.1	7.0	7.3	8.8	9.3	10.5	12.3
K	1.5	1.7	2.0	2.5	2.7	2.8	3.4	3.5	4.0	4.5
Impronta PZ Recess PZ No.	1	1	1	2	2	2	2	2	3	3

FXTC+			FXTC+			FXTC+			FXTC+					
Filetto Thread Size	Lunghezza Length	Codice Code	Filetto Thread Size	Lunghezza Length	Codice Code	Filetto Thread Size	Lunghezza Length	Codice Code	Filetto Thread Size	Lunghezza Length	Codice Code			
Ø 2.2	5	13TC+2205ZB	Ø 3.5	8	13TC+3508ZB	Ø 4.5	8	13TC+4508ZB	Ø 6	12	13TC+6012ZB			
	6	13TC+2206ZB		10	13TC+3510ZB		10	13TC+4510ZB		14	13TC+6014ZB			
	8	13TC+2208ZB		12	13TC+3512ZB		12	13TC+4512ZB		16	13TC+6016ZB			
	10	13TC+2210ZB		14	13TC+3514ZB		14	13TC+4514ZB		18	13TC+6018ZB			
	Ø 2.5	5		13TC+2505ZB	16		13TC+3516ZB	16		13TC+4516ZB	20	13TC+6020ZB		
6		13TC+2506ZB		18	13TC+3518ZB		18	13TC+4518ZB		25	13TC+6025ZB			
8		13TC+2508ZB		20	13TC+3520ZB		20	13TC+4520ZB		30	13TC+6030ZB			
10		13TC+2510ZB		25	13TC+3525ZB		25	13TC+4525ZB		35	13TC+6035ZB			
Ø 3	12	13TC+2512ZB		Ø 4	8		13TC+4008ZB	Ø 5		12	13TC+5012ZB	Ø 7	35	13TC+6035ZB
	6	13TC+3006ZB			10		13TC+4010ZB			14	13TC+5014ZB		40	13TC+6040ZB
	8	13TC+3008ZB	12		13TC+4012ZB	16	13TC+5016ZB		45	13TC+6045ZB				
	10	13TC+3010ZB	14		13TC+4014ZB	18	13TC+5018ZB		12	13TC+7012ZB				
	12	13TC+3012ZB	16		13TC+4016ZB	20	13TC+5020ZB		14	13TC+7014ZB				
	14	13TC+3014ZB	18		13TC+4018ZB	25	13TC+5025ZB		16	13TC+7016ZB				
	16	13TC+3016ZB	20		13TC+4020ZB	30	13TC+5030ZB		18	13TC+7018ZB				
	18	13TC+3018ZB	25		13TC+4025ZB	35	13TC+5035ZB		20	13TC+7020ZB				
	20	13TC+3020ZB	30		13TC+4030ZB	40	13TC+5540ZB		25	13TC+7025ZB				
							12		13TC+5512ZB	30	13TC+7030ZB			
						14	13TC+5514ZB	35	13TC+7035ZB					
						16	13TC+5516ZB	40	13TC+7040ZB					
						18	13TC+5518ZB	45	13TC+7045ZB					
						20	13TC+5520ZB	50	13TC+7050ZB					
						25	13TC+5525ZB							
						30	13TC+5530ZB							
						35	13TC+5535ZB							
						40	13TC+5540ZB							

*Disponibile su richiesta/available upon request

VITI PER PLASTICA SENZA PUNTA TIPO FXTS+
SCREWS WITH BLUNT TIP FOR PLASTIC FXTS+ TYPE
SCHRAUBEN OHNE SPITZE FÜR KUNSTSTOFF TYP FXTS+
VIS À BOUT PLAT POUR PLASTIQUE TYPE FXTS+
TORNILLOS METALICOS SIN PUNTA PARA FIJAR EN PLASTICO TIPO FXTS+



ACCIAIO Z. B. CROMO III
STEEL ZINC PLATED Cr III
STAHL VERZINKT Cr III
ACIER ZINGUÉ Cr III
ACERO CINCADO Cr III

Misura / Size d1	2.2	2.5	3.0	3.5	4.0	5.0	6.0
Lunghezza/Length	5 - 10	5 - 18	6 - 25	8 - 25	10 - 30	10 - 30	12 - 30
d2	1.25	1.40	1.66	1.91	2.17	2.68	3.19
p	0.98	1.12	1.34	1.57	1.79	2.24	2.69
Foro / Hole	1.54 - 1.87	1.75 - 2.12	2.10 - 2.55	2.45 - 2.97	2.80 - 3.40	3.50 - 4.25	4.20 - 5.10
D	3.8	4.7	5.5	7.3	8.4	9.3	11.3
K	1.30	1.75	2.05	2.8	3.25	3.4	3.8
Impronta PZ Recess PZ No.	1	1	1	2	2	2	3

Filetto Thread Size	Lunghezza Length	Codice Code
Ø 2.2	5	13TS+2205ZB
	6	13TS+2206ZB
	8	13TS+2208ZB
	10	13TS+2210ZB
Ø 2.5	5	13TS+2505ZB
	6	13TS+2506ZB
	8	13TS+2508ZB
	10	13TS+2510ZB
	12	13TS+2512ZB
	14	13TS+2514ZB
	16	13TS+2516ZB
	18	13TS+2518ZB
Ø 3	6	13TS+3006ZB
	8	13TS+3008ZB
	10	13TS+3010ZB
	12	13TS+3012ZB
	14	13TS+3014ZB
	16	13TS+3016ZB
	18	13TS+3018ZB
	20	13TS+3020ZB
	25	13TS+3025ZB

Filetto Thread Size	Lunghezza Length	Codice Code
Ø 3.5	8	13TS+3508ZB
	10	13TS+3510ZB
	12	13TS+3512ZB
	14	13TS+3514ZB
	16	13TS+3516ZB
	18	13TS+3518ZB
	20	13TS+3520ZB
	25	13TS+3525ZB
Ø 4	10	13TS+4010ZB
	12	13TS+4012ZB
	14	13TS+4014ZB
	16	13TS+4016ZB
	18	13TS+4018ZB
	20	13TS+4020ZB
	25	13TS+4025ZB
	30	13TS+4030ZB

Filetto Thread Size	Lunghezza Length	Codice Code
Ø 5	10	13TS+5010ZB
	12	13TS+5012ZB
	14	13TS+5014ZB
	16	13TS+5016ZB
	18	13TS+5018ZB
	20	13TS+5020ZB
	25	13TS+5025ZB
	30	13TS+5030ZB
Ø 6	12	13TS+6012ZB
	14	13TS+6014ZB
	16	13TS+6016ZB
	18	13TS+6018ZB
	20	13TS+6020ZB
	25	13TS+6025ZB
	30	13TS+6030ZB

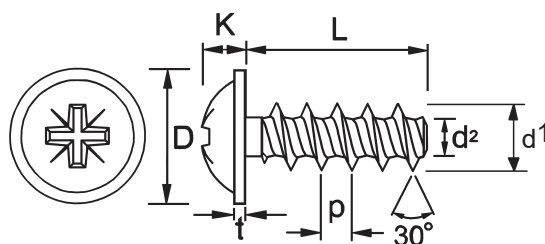
VITI PER PLASTICA SENZA PUNTA TIPO FXTCF+

SCREWS WITH BLUNT TIP FOR PLASTIC FXTCF+ TYPE

SCHRAUBEN OHNE SPITZE FÜR KUNSTSTOFF TYP FXTCF+

VIS À BOUT PLAT POUR PLASTIQUE TYPE FXTCF+

TORNILLOS METALICOS SIN PUNTA PARA FIJAR EN PLASTICO TIPO FXTCF+



ACCIAIO Z. B. CROMO III
 STEEL ZINC PLATED Cr III
 STAHL VERZINKT Cr III
 ACIER ZINGUE Cr III
 ACERO CINCADO Cr III

Misura / Size d1	2.2	2.5	3.0	3.5	4.0	4.5*	5.0	5.5*	6.0	7.0
Lunghezza/Length	5 - 10	5 - 12	6 - 20	8 - 25	8 - 30	8 - 30	12 - 30	12 - 40	12 - 40	12 - 50
d2	1.25	1.40	1.66	1.91	2.17	2.53	2.68	3.47	3.19	4.77
p	0.98	1.12	1.34	1.57	1.79	2.04	2.24	2.44	2.69	3.04
Foro / Hole	1.54 - 1.87	1.75 - 2.12	2.10 - 2.55	2.45 - 2.97	2.80 - 3.40	3.15 - 3.82	3.50 - 4.25	3.85 - 4.67	4.20 - 5.10	4.90 - 5.95
D	4.4	5.0	6.0	7.0	8.0	9.3	10.0	11.3	12.0	14.8
K	1.6	1.8	2.1	2.4	2.5	2.7	3.2	3.4	4.0	4.4
t	0.5	0.6	0.7	0.8	0.9	1.0	1.1	1.1	1.3	1.4
Impronta PZ Recess PZ No.	1	1	1	2	2	2	2	2	3	3

FXTCF+		
Filetto Thread Size	Lunghezza Length	Codice Code
Ø 2.2	5	13TCF+2205ZB
	6	13TCF+2206ZB
	8	13TCF+2208ZB
	10	13TCF+2210ZB
Ø 2.5	5	13TCF+2505ZB
	6	13TCF+2506ZB
	8	13TCF+2508ZB
	10	13TCF+2510ZB
	12	13TCF+2512ZB
Ø 3	6	13TCF+3006ZB
	8	13TCF+3008ZB
	10	13TCF+3010ZB
	12	13TCF+3012ZB
	14	13TCF+3014ZB
	16	13TCF+3016ZB
	18	13TCF+3018ZB
	20	13TCF+3020ZB
Ø 3.5	8	13TCF+3508ZB
	10	13TCF+3510ZB
	12	13TCF+3512ZB
	14	13TCF+3514ZB
	16	13TCF+3516ZB
	18	13TCF+3518ZB
	20	13TCF+3520ZB
	25	13TCF+3525ZB

FXTCF+		
Filetto Thread Size	Lunghezza Length	Codice Code
Ø 4	8	13TCF+4008ZB
	10	13TCF+4010ZB
	12	13TCF+4012ZB
	14	13TCF+4014ZB
	16	13TCF+4016ZB
	18	13TCF+4018ZB
	20	13TCF+4020ZB
	25	13TCF+4025ZB
	30	13TCF+4030ZB
	Ø 4.5*	8
10		13TCF+4510ZB
12		13TCF+4512ZB
14		13TCF+4514ZB
16		13TCF+4516ZB
18		13TCF+4518ZB
20		13TCF+4520ZB
25		13TCF+4525ZB
30		13TCF+4530ZB
Ø 5		12
	14	13TCF+5014ZB
	16	13TCF+5016ZB
	18	13TCF+5018ZB
	20	13TCF+5020ZB
	25	13TCF+5025ZB
	30	13TCF+5030ZB

FXTCF+		
Filetto Thread Size	Lunghezza Length	Codice Code
Ø 5.5*	12	13TCF+5512ZB
	14	13TCF+5514ZB
	16	13TCF+5516ZB
	18	13TCF+5518ZB
	20	13TCF+5520ZB
	25	13TCF+5525ZB
	30	13TCF+5530ZB
	40	13TCF+5540ZB
Ø 6	12	13TCF+6012ZB
	14	13TCF+6014ZB
	16	13TCF+6016ZB
	18	13TCF+6018ZB
	20	13TCF+6020ZB
	25	13TCF+6025ZB
	30	13TCF+6030ZB
	40	13TCF+6040ZB
Ø 7	12	13TCF+7012ZB
	14	13TCF+7014ZB
	16	13TCF+7016ZB
	18	13TCF+7018ZB
	20	13TCF+7020ZB
	25	13TCF+7025ZB
	30	13TCF+7030ZB
	35	13TCF+7035ZB
	40	13TCF+7040ZB
	50	13TCF+7050ZB

*Disponibile su richiesta/available upon request

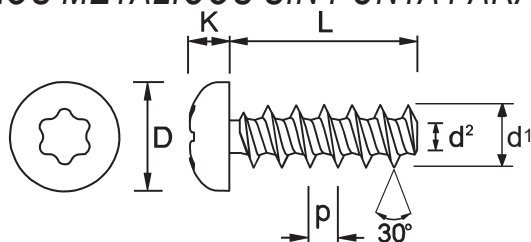
VITI PER PLASTICA SENZA PUNTA TIPO FXTCTX

SCREWS WITH BLUNT TIP FOR PLASTIC FXTCTX TYPE

SCHRAUBEN OHNE SPITZE FÜR KUNSTSTOFF TYP FXTCTX

VIS À BOUT PLAT POUR PLASTIQUE TYPE FXTCTX

TORNILLOS METALICOS SIN PUNTA PARA FIJAR EN PLASTICO TIPO FXTCTX



ACCIAIO Z. B. CROMO III
STEEL ZINC PLATED Cr III
STAHL VERZINKT Cr III
ACIER ZINGUÉ Cr III
ACERO CINCADO Cr III

Misura / Size d1	1.8	2.2	2.5	3.0	3.5	4.0	5.0	6.0
Lunghezza/Length	5 - 12	5 - 10	5 - 12	6 - 20	8 - 25	8 - 30	12 - 35	12 - 45
d2	1.04	1.25	1.40	1.66	1.91	2.17	2.68	3.19
p	0.80	0.98	1.12	1.34	1.57	1.79	2.24	2.69
Foro / Hole	1.26 - 1.53	1.54 - 1.87	1.75 - 2.12	2.10 - 2.55	2.45 - 2.97	2.80 - 3.40	3.50 - 4.25	4.20 - 5.10
D	3.6	4.0	4.2	5.6	6.9	7.5	8.2	10.8
K	1.3	1.5	1.6	2.1	2.3	2.6	2.9	3.8
Impronta esalobata T-drive	T 6	T 6	T 8	T 10	T 10	T 20	T 20	T 25

FXTCTX		
Filetto Thread Size	Lunghezza Length	Codice Code
Ø 1.8	5	13TCTX1805ZB
	6	13TCTX1806ZB
	8	13TCTX1808ZB
	10	13TCTX1810ZB
	12	13TCTX1812ZB
	Ø 2.2	5
6		13TCTX2206ZB
8		13TCTX2208ZB
10		13TCTX2210ZB
Ø 2.5	5	13TCTX2505ZB
	6	13TCTX2506ZB
	8	13TCTX2508ZB
	10	13TCTX2510ZB
	12	13TCTX2512ZB

FXTCTX		
Filetto Thread Size	Lunghezza Length	Codice Code
Ø 3	6	13TCTX3006ZB
	8	13TCTX3008ZB
	10	13TCTX3010ZB
	12	13TCTX3012ZB
	14	13TCTX3014ZB
	16	13TCTX3016ZB
	18	13TCTX3018ZB
	20	13TCTX3020ZB
Ø 3.5	8	13TCTX3508ZB
	10	13TCTX3510ZB
	12	13TCTX3512ZB
	14	13TCTX3514ZB
	16	13TCTX3516ZB
	18	13TCTX3518ZB
	20	13TCTX3520ZB
	25	13TCTX3525ZB

FXTCTX		
Filetto Thread Size	Lunghezza Length	Codice Code
Ø 4	8	13TCTX4008ZB
	10	13TCTX4010ZB
	12	13TCTX4012ZB
	14	13TCTX4014ZB
	16	13TCTX4016ZB
	18	13TCTX4018ZB
	20	13TCTX4020ZB
	25	13TCTX4025ZB
	30	13TCTX4030ZB
	Ø 5	12
14		13TCTX5014ZB
16		13TCTX5016ZB
18		13TCTX5018ZB
20		13TCTX5020ZB
25		13TCTX5025ZB
30		13TCTX5030ZB
35		13TCTX5035ZB
Ø 6	12	13TCTX6012ZB
	14	13TCTX6014ZB
	16	13TCTX6016ZB
	18	13TCTX6018ZB
	20	13TCTX6020ZB
	25	13TCTX6025ZB
	30	13TCTX6030ZB
	35	13TCTX6035ZB
	40	13TCTX6040ZB
	45	13TCTX6045ZB

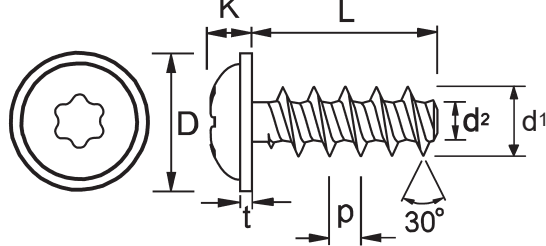
VITI PER PLASTICA SENZA PUNTA TIPO FXTCFTX

SCREWS WITH BLUNT TIP FOR PLASTIC FXTCFTX TYPE

SCHRAUBEN OHNE SPITZE FÜR KUNSTSTOFF TYP FXTCFTX

VIS À BOUT PLAT POUR PLASTIQUE TYPE FXTCFTX

TORNILLOS METALICOS SIN PUNTA PARA FIJAR EN PLASTICO TIPO FXTCFTX



ACCIAIO Z. B. CROMO III
 STEEL ZINC PLATED Cr III
 STAHL VERZINKT Cr III
 ACIER ZINGUÉ Cr III
 ACERO CINCADO Cr III

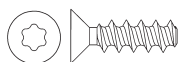
Misura / Size d1	2.2	2.5	3.0	3.5	4.0	5.0	6.0
Lunghezza/Length	4 - 10	5 - 10	6 - 25	8 - 25	8 - 30	8 - 30	12 - 30
d2	1.25	1.40	1.66	1.91	2.17	2.68	3.19
p	0.98	1.12	1.34	1.57	1.79	2.24	2.69
Foro / Hole	1.54 - 1.87	1.75 - 2.12	2.10 - 2.55	2.45 - 2.97	2.80 - 3.40	3.50 - 4.25	4.20 - 5.10
D	4.5	5.0	6.0	7.0	8.0	10.0	12.0
K	1.4	1.5	2.1	2.4	2.6	3.3	3.6
t	0.5	0.5	0.6	0.7	0.8	1.0	1.2
Impronta esalobata T-drive	T 6	T 6	T 10	T 10	T 20	T 20	T 25

Filetto Thread Size	Lunghezza Length	Codice Code
Ø 2.2	4	13TCFTX2204ZB
	6	13TCFTX2206ZB
	8	13TCFTX2208ZB
	10	13TCFTX2210ZB
Ø 2.5	5	13TCFTX2505ZB
	6	13TCFTX2506ZB
	8	13TCFTX2508ZB
	10	13TCFTX2510ZB
Ø 3	6	13TCFTX3006ZB
	8	13TCFTX3008ZB
	10	13TCFTX3010ZB
	12	13TCFTX3012ZB
	14	13TCFTX3014ZB
	16	13TCFTX3016ZB
	18	13TCFTX3018ZB
	20	13TCFTX3020ZB
25	13TCFTX3025ZB	

Filetto Thread Size	Lunghezza Length	Codice Code
Ø 3.5	8	13TCFTX3508ZB
	10	13TCFTX3510ZB
	12	13TCFTX3512ZB
	14	13TCFTX3514ZB
	16	13TCFTX3516ZB
	18	13TCFTX3518ZB
	20	13TCFTX3520ZB
Ø 4	25	13TCFTX3525ZB
	8	13TCFTX4008ZB
	10	13TCFTX4010ZB
	12	13TCFTX4012ZB
	14	13TCFTX4014ZB
	16	13TCFTX4016ZB
	18	13TCFTX4018ZB
	20	13TCFTX4020ZB
	25	13TCFTX4025ZB
	30	13TCFTX4030ZB

Filetto Thread Size	Lunghezza Length	Codice Code
Ø 5	8	13TCFTX5008ZB
	10	13TCFTX5010ZB
	12	13TCFTX5012ZB
	14	13TCFTX5014ZB
	16	13TCFTX5016ZB
	18	13TCFTX5018ZB
	20	13TCFTX5020ZB
	25	13TCFTX5025ZB
Ø 6	30	13TCFTX5030ZB
	12	13TCFTX6012ZB
	14	13TCFTX6014ZB
	16	13TCFTX6016ZB
	18	13TCFTX6018ZB
	20	13TCFTX6020ZB
	25	13TCFTX6025ZB
	30	13TCFTX6030ZB

A RICHIESTA / ON DEMAND



FXTSTX



FXTSCTX



FXTE



FXFEF

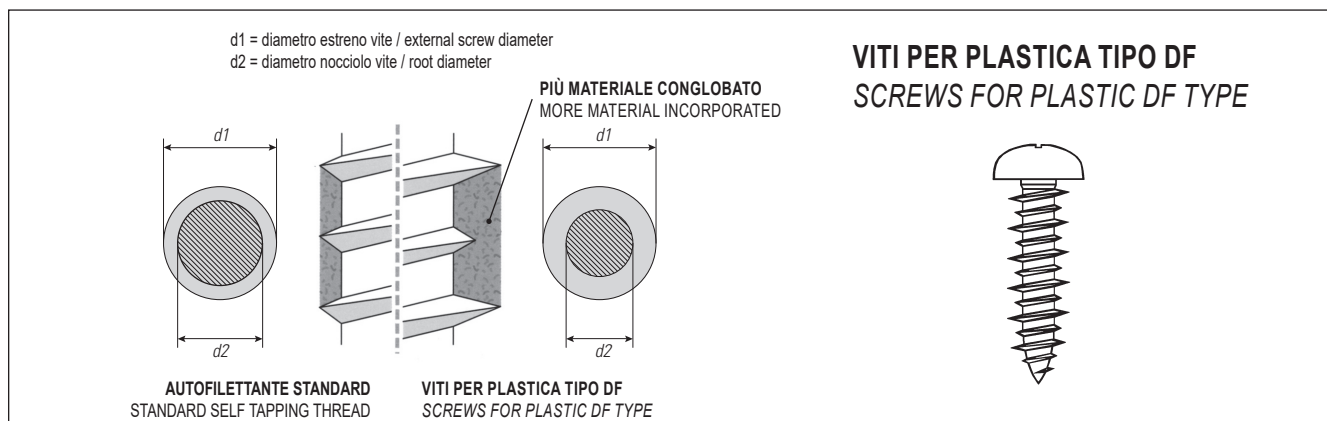
VITI PER PLASTICA CON PUNTA TIPO DF - INFORMAZIONI TECNICHE

SCREWS WITH SHARP TIP FOR PLASTIC DF TYPE - TECHNICAL INFORMATION

SCHRAUBEN MIT SPITZE FÜR KUNSTSTOFF DF - TECHNISCHE INFORMATIONEN

VIS À BOUT POINTU POUR PLASTIQUE DF - DONNÉES TECHNIQUES

TORNILLOS METALICOS CON PUNTA PARA FIJAR EN PLASTICO DF - INFORMACION TECNICA



Diametro vite nominale (d1) Nominal screw diameter (d1)	3.0	3.5	4.0	4.5	5.0	5.5	6.0	7.0
Foro Hole (d1x0,7)-(d1x0,9)	2.10 - 2.70	2.45 - 3.15	2.80 - 3.60	3.15 - 4.05	3.50 - 4.50	3.85 - 4.95	4.20 - 5.40	4.90 - 6.30
Coppia di rottura (Nm) Breaking Torque (Nm)	1.00	1.45	2.15	2.85	4.35	6.55	9.15	15.60
Coppia di chiusura (Nm) Tightening torque (Nm)	0.70	1.00	1.40	1.90	2.90	4.30	6.00	10.30

Grazie alla punta l'avvitabilità è due volte più rapida. Rispetto alle viti autofilettanti risulta ottima la resistenza allo strappo e la resistenza alle vibrazioni. Ideale quando va svitata e avvitata più volte, il rischio di spanamento si riduce rispetto alle viti tipo FX (pag. 30) e alle viti autofilettanti.

Thanks to the tip it screws twice as fast. Higher resistance to tear and vibration compared to self-tapping screws. Ideal when screwed and unscrewed several times, the risk of stripping is reduced compared to FX TYPE screws (page 30) and to self-tapping screws.

Bietet auch besseren Halt bei Riss und Vibrationen im Gegensatz zu selbstschneidende Schrauben. Ideal für mehrmalige Auf- und Ausschraubungen. Das Abisolierungs Risiko ist im Gegensatz zu Schrauben Typ FX (Seite 30) und zu selbstschneidende Schrauben geringer.

Rapidité d'installation, grâce à la pointe. Résistance à l'arrachement et aux vibrations optimale par rapport aux vis autotaraudeuses. Idéal pour plusieurs vissages et dévissages, avec un faible risque de détérioration du plastique.

Gracias a la punta se atornilla el doble de rápido. Mayor resistencia al desgarró y la vibración en comparación con los tornillos autorroscantes. Ideal para atornillar y desatornillar múltiples veces, con menor riesgo de desgaste que los tornillos tipo FX (página 30) y los tornillos autorroscantes.

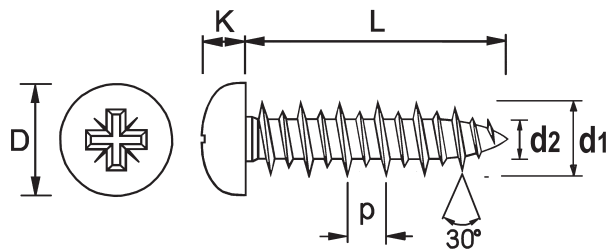
VITI PER PLASTICA CON PUNTA TIPO DFTC+

SCREWS WITH SHARP TIP FOR PLASTIC DF TYPE

SCHRAUBEN MIT SPITZE FÜR KUNSTSTOFF TYP DF

VIS À BOUT POINTU POUR PLASTIQUE TYPE DF

TORNILLOS METALICOS CON PUNTA PARA FIJAR EN PLASTICO TIPO DF



ACCIAIO Z. B. CROMO III
 STEEL ZINC PLATED Cr III
 STAHL VERZINKT Cr III
 ACIER ZINGUÉ Cr III
 ACERO CINCADO Cr III

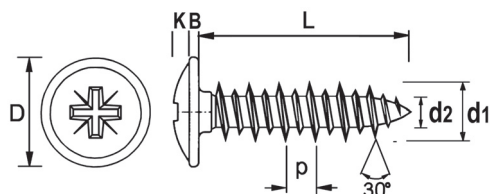
Misura / Size d1	3.0	3.5	4.0	4.5	5.0	5.5	6.0	7.0
Lunghezza/Length	8 - 20	8 - 25	8 - 30	8 - 30	10 - 35	10 - 40	10 - 45	10 - 50
d2	1.85	2.0	2.30	2.50	2.85	3.35	3.75	4.75
p	2.10	2.50	2.70	2.80	3.0	3.0	3.10	3.50
Foro / Hole	2.10 - 2.70	2.45 - 3.15	2.80 - 3.60	3.15 - 4.05	3.50 - 4.50	3.85 - 4.95	4.20 - 5.40	4.90 - 6.30
D	4.60 - 4.90	5.30 - 5.60	6.54 - 6.90	7.14 - 7.50	7.84 - 8.20	9.14 - 9.50	10.37 - 10.80	12.07 - 12.50
K	1.75 - 2.0	1.95 - 2.20	2.35 - 2.60	2.55 - 2.80	2.75 - 3.05	3.25 - 3.55	3.65 - 3.95	4.25 - 4.55
Impronta PZ Recess PZ No.	1	1	2	2	2	2	3	3

DFTC+		
Filetto Thread Size	Lunghezza Length	Codice Code
ø 3	8	13DFTC+3008ZB
	10	13DFTC+3010ZB
	12	13DFTC+3012ZB
	14	13DFTC+3014ZB
	16	13DFTC+3016ZB
	18	13DFTC+3018ZB
	20	13DFTC+3020ZB
	20	13DFTC+3020ZB
ø 3.5	8	13DFTC+3508ZB
	10	13DFTC+3510ZB
	12	13DFTC+3512ZB
	14	13DFTC+3514ZB
	16	13DFTC+3516ZB
	18	13DFTC+3518ZB
	20	13DFTC+3520ZB
	25	13DFTC+3525ZB
ø 4	8	13DFTC+4008ZB
	10	13DFTC+4010ZB
	12	13DFTC+4012ZB
	14	13DFTC+4014ZB
	16	13DFTC+4016ZB
	18	13DFTC+4018ZB
	20	13DFTC+4020ZB
	25	13DFTC+4025ZB
	30	13DFTC+4030ZB
	30	13DFTC+4030ZB

DFTC+		
Filetto Thread Size	Lunghezza Length	Codice Code
ø 4.5	8	13DFTC+4508ZB
	10	13DFTC+4510ZB
	12	13DFTC+4512ZB
	14	13DFTC+4514ZB
	16	13DFTC+4516ZB
	18	13DFTC+4518ZB
	20	13DFTC+4520ZB
	25	13DFTC+4525ZB
	30	13DFTC+4530ZB
	30	13DFTC+4530ZB
ø 5	10	13DFTC+5010ZB
	12	13DFTC+5012ZB
	14	13DFTC+5014ZB
	16	13DFTC+5016ZB
	18	13DFTC+5018ZB
	20	13DFTC+5020ZB
	25	13DFTC+5025ZB
	30	13DFTC+5030ZB
	35	13DFTC+5035ZB
	35	13DFTC+5035ZB
ø 5.5	10	13DFTC+5510ZB
	12	13DFTC+5512ZB
	14	13DFTC+5514ZB
	16	13DFTC+5516ZB
	18	13DFTC+5518ZB
	20	13DFTC+5520ZB
	25	13DFTC+5525ZB
	30	13DFTC+5530ZB
	35	13DFTC+5535ZB
	40	13DFTC+5540ZB

DFTC+		
Filetto Thread Size	Lunghezza Length	Codice Code
ø 6	10	13DFTC+6010ZB
	12	13DFTC+6012ZB
	14	13DFTC+6014ZB
	16	13DFTC+6016ZB
	18	13DFTC+6018ZB
	20	13DFTC+6020ZB
	25	13DFTC+6025ZB
	30	13DFTC+6030ZB
	35	13DFTC+6035ZB
	40	13DFTC+6040ZB
ø 7	45	13DFTC+6045ZB
	10	13DFTC+7010ZB
	12	13DFTC+7012ZB
	14	13DFTC+7014ZB
	16	13DFTC+7016ZB
	18	13DFTC+7018ZB
	20	13DFTC+7020ZB
	25	13DFTC+7025ZB
	30	13DFTC+7030ZB
	35	13DFTC+7035ZB
ø 7	40	13DFTC+7040ZB
	45	13DFTC+7045ZB
	50	13DFTC+7050ZB
	50	13DFTC+7050ZB

VITI PER PLASTICA CON PUNTA TIPO DFTCF+ SCREWS WITH SHARP TIP FOR PLASTIC DFTCF+ TYPE SCHRAUBEN MIT SPITZE FÜR KUNSTSTOFF TYP DFTCF+ VIS À BOUT POINTU POUR PLASTIQUE TYPE DFTCF+ TORNILLOS METALICOS CON PUNTA PARA FIJAR EN PLASTICO TIPO DFTCF+



ACCIAIO Z. B. CROMO III
STEEL ZINC PLATED Cr III
STAHL VERZINKT Cr III
ACIER ZINGUÉ Cr III
ACERO CINCADO Cr III

Misura / Size d1	3.0	3.5	4.0	4.5	5.0	5.5	6.0	7.0
Lunghezza/Length	8 - 20	8 - 25	8 - 30	8 - 30	10 - 35	10 - 40	10 - 45	10 - 50
d2	1.85	2.0	2.30	2.50	2.85	3.35	3.75	4.75
p	2.10	2.50	2.70	2.80	3.0	3.0	3.10	3.50
Foro / Hole	2.10 - 2.70	2.45 - 3.15	2.80 - 3.60	3.15 - 4.05	3.50 - 4.50	3.85 - 4.95	4.20 - 5.40	4.90 - 6.30
D	6.24 - 6.60	7.04 - 7.40	8.44 - 8.80	9.14 - 9.50	9.87 - 10.30	11.07 - 11.50	12.57 - 13.0	14.57 - 15.0
K + B	1.75 - 2.0	1.95 - 2.20	2.35 - 2.60	2.55 - 2.80	2.75 - 3.05	3.25 - 3.55	3.65 - 3.95	4.25 - 4.55
B	0.47 - 0.72	0.57 - 0.82	0.67 - 0.92	0.77 - 1.02	0.87 - 1.12	0.97 - 1.22	1.07 - 1.32	1.27 - 1.52
Impronta PZ Recess PZ No.	1	1	2	2	2	2	3	3

DFTCF+		
Filetto Thread Size	Lunghezza Length	Codice Code
ø 3	8	13DFTCF+3008ZB
	10	13DFTCF+3010ZB
	12	13DFTCF+3012ZB
	14	13DFTCF+3014ZB
	16	13DFTCF+3016ZB
	18	13DFTCF+3018ZB
	20	13DFTCF+3020ZB
ø 3.5	8	13DFTCF+3508ZB
	10	13DFTCF+3510ZB
	12	13DFTCF+3512ZB
	14	13DFTCF+3514ZB
	16	13DFTCF+3516ZB
	18	13DFTCF+3518ZB
	20	13DFTCF+3520ZB
ø 4	8	13DFTCF+4008ZB
	10	13DFTCF+4010ZB
	12	13DFTCF+4012ZB
	14	13DFTCF+4014ZB
	16	13DFTCF+4016ZB
	18	13DFTCF+4018ZB
	20	13DFTCF+4020ZB
ø 4	25	13DFTCF+4025ZB
	30	13DFTCF+4030ZB

DFTCF+		
Filetto Thread Size	Lunghezza Length	Codice Code
ø 4.5	8	13DFTCF+4508ZB
	10	13DFTCF+4510ZB
	12	13DFTCF+4512ZB
	14	13DFTCF+4514ZB
	16	13DFTCF+4516ZB
	18	13DFTCF+4518ZB
	20	13DFTCF+4520ZB
	25	13DFTCF+4525ZB
	30	13DFTCF+4530ZB
	ø 5	10
12		13DFTCF+5012ZB
14		13DFTCF+5014ZB
16		13DFTCF+5016ZB
18		13DFTCF+5018ZB
20		13DFTCF+5020ZB
25		13DFTCF+5025ZB
30		13DFTCF+5030ZB
35		13DFTCF+5035ZB
ø 5.5		10
	12	13DFTCF+5512ZB
	14	13DFTCF+5514ZB
	16	13DFTCF+5516ZB
	18	13DFTCF+5518ZB
	20	13DFTCF+5520ZB
	25	13DFTCF+5525ZB
	30	13DFTCF+5530ZB
	35	13DFTCF+5535ZB
	40	13DFTCF+5540ZB

DFTCF+		
Filetto Thread Size	Lunghezza Length	Codice Code
ø 6	10	13DFTCF+6010ZB
	12	13DFTCF+6012ZB
	14	13DFTCF+6014ZB
	16	13DFTCF+6016ZB
	18	13DFTCF+6018ZB
	20	13DFTCF+6020ZB
	25	13DFTCF+6025ZB
	30	13DFTCF+6030ZB
	35	13DFTCF+6035ZB
	40	13DFTCF+6040ZB
ø 7	45	13DFTCF+6045ZB
	10	13DFTCF+7010ZB
	12	13DFTCF+7012ZB
	14	13DFTCF+7014ZB
	16	13DFTCF+7016ZB
	18	13DFTCF+7018ZB
	20	13DFTCF+7020ZB
	25	13DFTCF+7025ZB
	30	13DFTCF+7030ZB
	35	13DFTCF+7035ZB
ø 7	40	13DFTCF+7040ZB
	45	13DFTCF+7045ZB
	50	13DFTCF+7050ZB

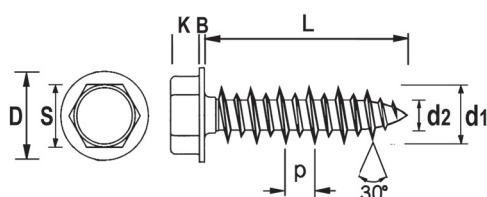
VITI PER PLASTICA CON PUNTA TIPO DFTEF

SCREWS WITH SHARP TIP FOR PLASTIC DFTEF TYPE

SCHRAUBEN MIT SPITZE FÜR KUNSTSTOFF TYP DFTEF

VIS À BOUT POINTU POUR PLASTIQUE TYPE DFTEF

TORNILLOS METALICOS CON PUNTA PARA FIJAR EN PLASTICO TIPO DFTEF



ACCIAIO Z. B. CROMO III
STEEL ZINC PLATED Cr III
STAHL VERZINKT Cr III
ACIER ZINGUÉ Cr III
ACERO CINCADO Cr III

Misura / Size d1	3.0	3.5	4.0	4.5	5.0	5.5	6.0	7.0
Lunghezza/Length	-	8 - 25	8 - 30	8 - 30	10 - 35	10 - 40	10 - 45	10 - 50
d2	-	2.0	2.30	2.50	2.85	3.35	3.75	4.75
p	-	2.50	2.70	2.80	3.0	3.0	3.10	3.50
Foro / Hole	-	2.45 - 3.15	2.80 - 3.60	3.15 - 4.05	3.50 - 4.50	3.85 - 4.95	4.20 - 5.40	4.90 - 6.30
D	-	6.02 - 6.50	6.61 - 7.21	8.46 - 9.18	9.01 - 9.73	9.85 - 10.61	10.20 - 11.08	12.80 - 13.66
S	-	4-82 - 5.0	5.32 - 5.50	6.78 - 7.0	6.78 - 7.0	7.78 - 8.0	7.78 - 8.0	9.78 - 10.0
K	-	1.62 - 1.87	2.42 - 2.67	2.42 - 2.67	2.92 - 3.17	3.12 - 3.42	4.15 - 4.45	4.95 - 5.25
B	-	0.28 - 0.50	0.32 - 0.54	0.47 - 0.80	0.48 - 0.78	0.48 - 0.78	0.55 - 0.99	0.79 - 1.33

DFTEF			DFTEF			DFTEF		
Filetto Thread Size	Lunghezza Length	Codice Code	Filetto Thread Size	Lunghezza Length	Codice Code	Filetto Thread Size	Lunghezza Length	Codice Code
Ø 3.5	8	13DFTEF3508ZB	Ø 4.5	8	13DFTEF4508ZB	Ø 5.5	10	13DFTEF5510ZB
	10	13DFTEF3510ZB		10	13DFTEF4510ZB		12	13DFTEF5512ZB
	12	13DFTEF3512ZB		12	13DFTEF4512ZB		14	13DFTEF5514ZB
	14	13DFTEF3514ZB		14	13DFTEF4514ZB		16	13DFTEF5516ZB
	16	13DFTEF3516ZB		16	13DFTEF4516ZB		18	13DFTEF5518ZB
	18	13DFTEF3518ZB		18	13DFTEF4518ZB		20	13DFTEF5520ZB
	20	13DFTEF3520ZB		20	13DFTEF4520ZB		25	13DFTEF5525ZB
	25	13DFTEF3525ZB		25	13DFTEF4525ZB		30	13DFTEF5530ZB
Ø 4	8	13DFTEF4008ZB		30	13DFTEF4530ZB		35	13DFTEF5535ZB
	10	13DFTEF4010ZB		Ø 6	10		13DFTEF5010ZB	40
	12	13DFTEF4012ZB	12		13DFTEF5012ZB	10	13DFTEF6010ZB	
	14	13DFTEF4014ZB	14		13DFTEF5014ZB	12	13DFTEF6012ZB	
	16	13DFTEF4016ZB	16		13DFTEF5016ZB	14	13DFTEF6014ZB	
	18	13DFTEF4018ZB	18		13DFTEF5018ZB	16	13DFTEF6016ZB	
	20	13DFTEF4020ZB	20		13DFTEF5020ZB	18	13DFTEF6018ZB	
	25	13DFTEF4025ZB	25		13DFTEF5025ZB	20	13DFTEF6020ZB	
	Ø 5	30	13DFTEF4030ZB		30	13DFTEF5030ZB	25	13DFTEF6025ZB
		Ø 7	-		35	13DFTEF5035ZB	30	13DFTEF6030ZB
10					13DFTEF7010ZB	35	13DFTEF6035ZB	
12				13DFTEF7012ZB	40	13DFTEF6040ZB		
14				13DFTEF7014ZB	45	13DFTEF6045ZB		
16	13DFTEF7016ZB			10	13DFTEF7010ZB			
18	13DFTEF7018ZB			12	13DFTEF7012ZB			
20	13DFTEF7020ZB			14	13DFTEF7014ZB			
25	13DFTEF7025ZB			16	13DFTEF7016ZB			
30	13DFTEF7030ZB			18	13DFTEF7018ZB			
40	13DFTEF7040ZB			20	13DFTEF7020ZB			
45	13DFTEF7045ZB	25	13DFTEF7025ZB					
50	13DFTEF7050ZB	30	13DFTEF7030ZB					
		35	13DFTEF7035ZB					

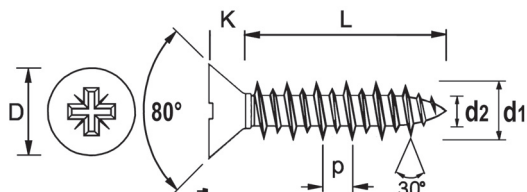
VITI PER PLASTICA CON PUNTA TIPO DFTS+

SCREWS WITH SHARP TIP FOR PLASTIC DFTS+ TYPE

SCHRAUBEN MIT SPITZE FÜR KUNSTSTOFF TYP DFTS+

VIS À BOUT POINTU POUR PLASTIQUE TYPE DFTS+

TORNILLOS METALICOS CON PUNTA PARA FIJAR EN PLASTICO TIPO DFTS+



ACCIAIO Z. B. CROMO III
 STEEL ZINC PLATED Cr III
 STAHL VERZINKT Cr III
 ACIER ZINGUÉ Cr III
 ACERO CINCADO Cr III

Misura / Size d1	3.0	3.5	4.0	4.5	5.0	5.5	6.0	7.0
Lunghezza/Length	8 - 20	8 - 25	8 - 30	8 - 30	10 - 35	10 - 40	10 - 45	10 - 50
d2	1.85	2.0	2.30	2.50	2.85	3.35	3.75	4.75
p	2.10	2.50	2.70	2.80	3.0	3.0	3.10	3.50
Foro / Hole	2.10 - 2.70	2.45 - 3.15	2.80 - 3.60	3.15 - 4.05	3.50 - 4.50	3.85 - 4.95	4.20 - 5.40	4.90 - 6.30
D	4.60 - 4.90	5.20 - 5.50	6.44 - 6.80	7.14 - 7.50	7.74 - 8.10	9.14 - 9.50	10.37 - 10.80	11.97 - 12.40
K	1.5	1.7	2.1	2.3	2.5	3.0	3.4	3.8
Impronta PZ Recess PZ No.	1	1	2	2	2	2	3	3

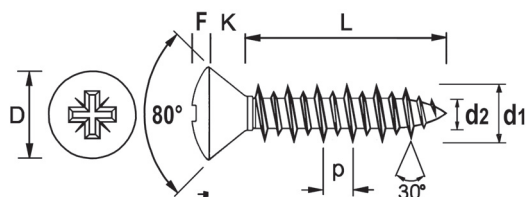
DFTS+		
Filetto Thread Size	Lunghezza Length	Codice Code
Ø 3	8	13DFTS+3008ZB
	10	13DFTS+3010ZB
	12	13DFTS+3012ZB
	14	13DFTS+3014ZB
	16	13DFTS+3016ZB
	18	13DFTS+3018ZB
	20	13DFTS+3020ZB
	Ø 3.5	8
10		13DFTS+3510ZB
12		13DFTS+3512ZB
14		13DFTS+3514ZB
16		13DFTS+3516ZB
18		13DFTS+3518ZB
20		13DFTS+3520ZB
25		13DFTS+3525ZB
Ø 4	8	13DFTS+4008ZB
	10	13DFTS+4010ZB
	12	13DFTS+4012ZB
	14	13DFTS+4014ZB
	16	13DFTS+4016ZB
	18	13DFTS+4018ZB
	20	13DFTS+4020ZB
	25	13DFTS+4025ZB
	30	13DFTS+4030ZB

DFTS+		
Filetto Thread Size	Lunghezza Length	Codice Code
Ø 4.5	8	13DFTS+4508ZB
	10	13DFTS+4510ZB
	12	13DFTS+4512ZB
	14	13DFTS+4514ZB
	16	13DFTS+4516ZB
	18	13DFTS+4518ZB
	20	13DFTS+4520ZB
	25	13DFTS+4525ZB
	30	13DFTS+4530ZB
	Ø 5	10
12		13DFTS+5012ZB
14		13DFTS+5014ZB
16		13DFTS+5016ZB
18		13DFTS+5018ZB
20		13DFTS+5020ZB
25		13DFTS+5025ZB
30		13DFTS+5030ZB
35		13DFTS+5035ZB

DFTS+		
Filetto Thread Size	Lunghezza Length	Codice Code
Ø 5.5	10	13DFTS+5510ZB
	12	13DFTS+5512ZB
	14	13DFTS+5514ZB
	16	13DFTS+5516ZB
	18	13DFTS+5518ZB
	20	13DFTS+5520ZB
	25	13DFTS+5525ZB
	30	13DFTS+5530ZB
	35	13DFTS+5535ZB
	40	13DFTS+5540ZB
Ø 6	10	13DFTS+6010ZB
	12	13DFTS+6012ZB
	14	13DFTS+6014ZB
	16	13DFTS+6016ZB
	18	13DFTS+6018ZB
	20	13DFTS+6020ZB
	25	13DFTS+6025ZB
	30	13DFTS+6030ZB
	35	13DFTS+6035ZB
	45	13DFTS+6045ZB
Ø 7	10	13DFTS+7010ZB
	12	13DFTS+7012ZB
	14	13DFTS+7014ZB
	16	13DFTS+7016ZB
	18	13DFTS+7018ZB
	20	13DFTS+7020ZB
	25	13DFTS+7025ZB
	30	13DFTS+7030ZB
	35	13DFTS+7035ZB
	50	13DFTS+7050ZB

VITI PER PLASTICA CON PUNTA TIPO DFTSC+

SCREWS WITH SHARP TIP FOR PLASTIC DFTSC+ TYPE
SCHRAUBEN MIT SPITZE FÜR KUNSTSTOFF TYP DFTSC+
VIS À BOUT POINTU POUR PLASTIQUE TYPE DFTSC+
TORNILLOS METALICOS CON PUNTA PARA FIJAR EN PLASTICO TIPO DFTSC+



ACCIAIO Z. B. CROMO III
STEEL ZINC PLATED Cr III
STAHL VERZINKT Cr III
ACIER ZINGUÉ Cr III
ACERO CINCADO Cr III

Misura / Size d1	3.0	3.5	4.0	4.5	5.0	5.5	6.0	7.0
Lunghezza/Length	8 - 20	8 - 25	8 - 30	8 - 30	10 - 35	10 - 40	10 - 45	10 - 50
d2	1.85	2.0	2.30	2.50	2.85	3.35	3.75	4.75
p	2.10	2.50	2.70	2.80	3.0	3.0	3.10	3.50
Foro / Hole	2.10 - 2.70	2.45 - 3.15	2.80 - 3.60	3.15 - 4.05	3.50 - 4.50	3.85 - 4.95	4.20 - 5.40	4.90 - 6.30
D	4.60 - 4.90	5.20 - 5.50	6.44 - 6.80	7.14 - 7.50	7.74 - 8.10	9.14 - 9.50	10.37 - 10.80	11.97 - 12.40
K	1.5	1.7	2.1	2.3	2.5	3.0	3.4	3.8
F	0.6	0.9	1.2	1.3	1.4	1.5	1.7	2.0
Impronta PZ Recess PZ No.	1	1	2	2	2	2	3	3

DFTSC+		
Filetto Thread Size	Lunghezza Length	Codice Code
Ø 3	8	13DFTSC+3008ZB
	10	13DFTSC+3010ZB
	12	13DFTSC+3012ZB
	14	13DFTSC+3014ZB
	16	13DFTSC+3016ZB
	18	13DFTSC+3018ZB
	20	13DFTSC+3020ZB
	Ø 3.5	8
10		13DFTSC+3510ZB
12		13DFTSC+3512ZB
14		13DFTSC+3514ZB
16		13DFTSC+3516ZB
18		13DFTSC+3518ZB
20		13DFTSC+3520ZB
25		13DFTSC+3525ZB
Ø 4	8	13DFTSC+4008ZB
	10	13DFTSC+4010ZB
	12	13DFTSC+4012ZB
	14	13DFTSC+4014ZB
	16	13DFTSC+4016ZB
	18	13DFTSC+4018ZB
	20	13DFTSC+4020ZB
	25	13DFTSC+4025ZB
	30	13DFTSC+4030ZB

DFTSC+		
Filetto Thread Size	Lunghezza Length	Codice Code
Ø 4.5	8	13DFTSC+4508ZB
	10	13DFTSC+4510ZB
	12	13DFTSC+4512ZB
	14	13DFTSC+4514ZB
	16	13DFTSC+4516ZB
	18	13DFTSC+4518ZB
	20	13DFTSC+4520ZB
	25	13DFTSC+4525ZB
Ø 5	30	13DFTSC+4530ZB
	10	13DFTSC+5010ZB
	12	13DFTSC+5012ZB
	14	13DFTSC+5014ZB
	16	13DFTSC+5016ZB
	18	13DFTSC+5018ZB
	20	13DFTSC+5020ZB
	25	13DFTSC+5025ZB
	30	13DFTSC+5030ZB
	35	13DFTSC+5035ZB

DFTSC+		
Filetto Thread Size	Lunghezza Length	Codice Code
Ø 5.5	10	13DFTSC+5510ZB
	12	13DFTSC+5512ZB
	14	13DFTSC+5514ZB
	16	13DFTSC+5516ZB
	18	13DFTSC+5518ZB
	20	13DFTSC+5520ZB
	25	13DFTSC+5525ZB
	30	13DFTSC+5530ZB
	35	13DFTSC+5535ZB
	40	13DFTSC+5540ZB
Ø 6	10	13DFTSC+6010ZB
	12	13DFTSC+6012ZB
	14	13DFTSC+6014ZB
	16	13DFTSC+6016ZB
	18	13DFTSC+6018ZB
	20	13DFTSC+6020ZB
	25	13DFTSC+6025ZB
	30	13DFTSC+6030ZB
	35	13DFTSC+6035ZB
	45	13DFTSC+6045ZB
Ø 7	10	13DFTSC+7010ZB
	12	13DFTSC+7012ZB
	14	13DFTSC+7014ZB
	16	13DFTSC+7016ZB
	18	13DFTSC+7018ZB
	20	13DFTSC+7020ZB
	25	13DFTSC+7025ZB
	30	13DFTSC+7030ZB
	35	13DFTSC+7035ZB
	50	13DFTSC+7050ZB

Fissaggi per lamiera - *Fasteners for sheet metal*


RIVETTI A STRAPPO - *BLIND RIVETS*



INSERTI FILETTATI - *THREADED INSERTS*



AUTOFISSANTI - *SELF CLINCHING FASTENERS*




WELDING STUDS - *PERNI A SALDARE*



Fissaggi per corpi pieni *Fasteners for solid parts*

BUSSOLE AUTOFILETTANTI, SPECIALI E FILETTI RIPORTATI *SELF-TAPPING, SPECIAL AND WIRE INSERTS*



Fissaggi per la plastica *Fasteners for plastics*

INSERTI IN OTTONE - *BRASS INSERTS*



Fissaggi per tubi - *Fasteners for tubes*



Fissaggi per marmo, pietra e compositi - *Fasteners for marble, stone and composites*





RIVETTI A STRAPPO
BLIND RIVETS



INSERTI FILETTATI
THREADED INSERTS



AUTOFISSANTI
SELF-CLINCHING
FASTENERS




PERNI A SALDARE
WELDING STUDS



**FISSAGGI PER MATERIE
PLASTICHE**
FASTENERS FOR PLASTICS



FILETTI RIPORTATI
WIRE INSERTS



INSERTI PER TUBI
INSERTS FOR TUBES



**BUSSOLE AUTOFILETTANTI
E SPECIALI**
SELF-TAPPING AND SPECIAL
THREADED INSERTS



**INSERTI PER PIETRE
E SUPERFICI SOLIDE**
INSERTS FOR STONES
AND SOLID SURFACES

FIXI®

FASTENING SYSTEMS

Via Bellardi, 40/A - 10146 Torino (Italy)
Tel. 0039 011.7072398 / 7070877 - Fax 0039 011.7072521
E-mail: info@fixi.it - www.fixi.it

FIXI® VPL

**VALLE D'AOSTA - PIEMONTE
LOMBARDIA - LIGURIA**

Via Valgioie, 94 - 10146 Torino Italy
Tel. 0039 011.0882009 - Fax 0039 011.0882012
E-mail: info@fixivpl.it - www.fixi.it

FIXI® 3v

TRENTINO - VENETO - FRIULI

Via Keplero, 4G/H - Z.I. di Tognana - 35028 Piove di Sacco (PD) Italy
Tel. 0039 049.8079285 - Fax 0039 049.8087725
E-mail: trevenezie@fixitrevenezie.it - www.fixi.it

FIXI® ets

EMILIA ROMAGNA - TOSCANA - SARDEGNA

Via delle Querce, 22 - 40011 Anzola dell'Emilia (BO) Italy
Tel. 0039 051.0353243 - Fax 0039 051.0353244
E-mail: info@fixiets.it - www.fixi.it

FIXI® u.a

**MARCHE - ABRUZZO - UMBRIA - MOLISE
BASILICATA - SICILIA - CALABRIA - PUGLIA**

Via Roma, 10 - 63078 Pagliare del Tronto fraz. di Spinetoli (AP) Italy
Tel. 0039 0736.814110 - Fax 0039 0736.984002
E-mail: info@fixiua.it - www.fixi.it

FIXI® cs:

LAZIO - CAMPANIA

Via Fonte Monsignore snc - 64010 Ancarano (TE) Italy
Tel. 0039 0861.739878 - E-mail: info@fixicentrosud.it - www.fixi.it



Member of CISQ Federation



CERTIFIED MANAGEMENT SYSTEM
ISO 9001