

6



# FILETTI RIPORTATI

WIRE INSERTS

GEWINDEEINSÄTZE

FILETS RAPPORTÉS

FILETES INSERTOS ROSCADOS

# FIXI®

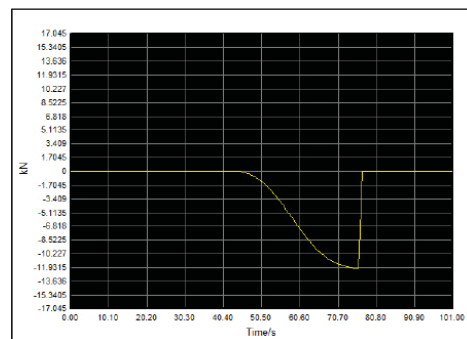


FASTENING SYSTEMS

# FIXI<sup>®</sup> lab



Il laboratorio Fixi garantisce la conformità dei prodotti grazie ad accurati test interni con macchinari di ultima generazione.

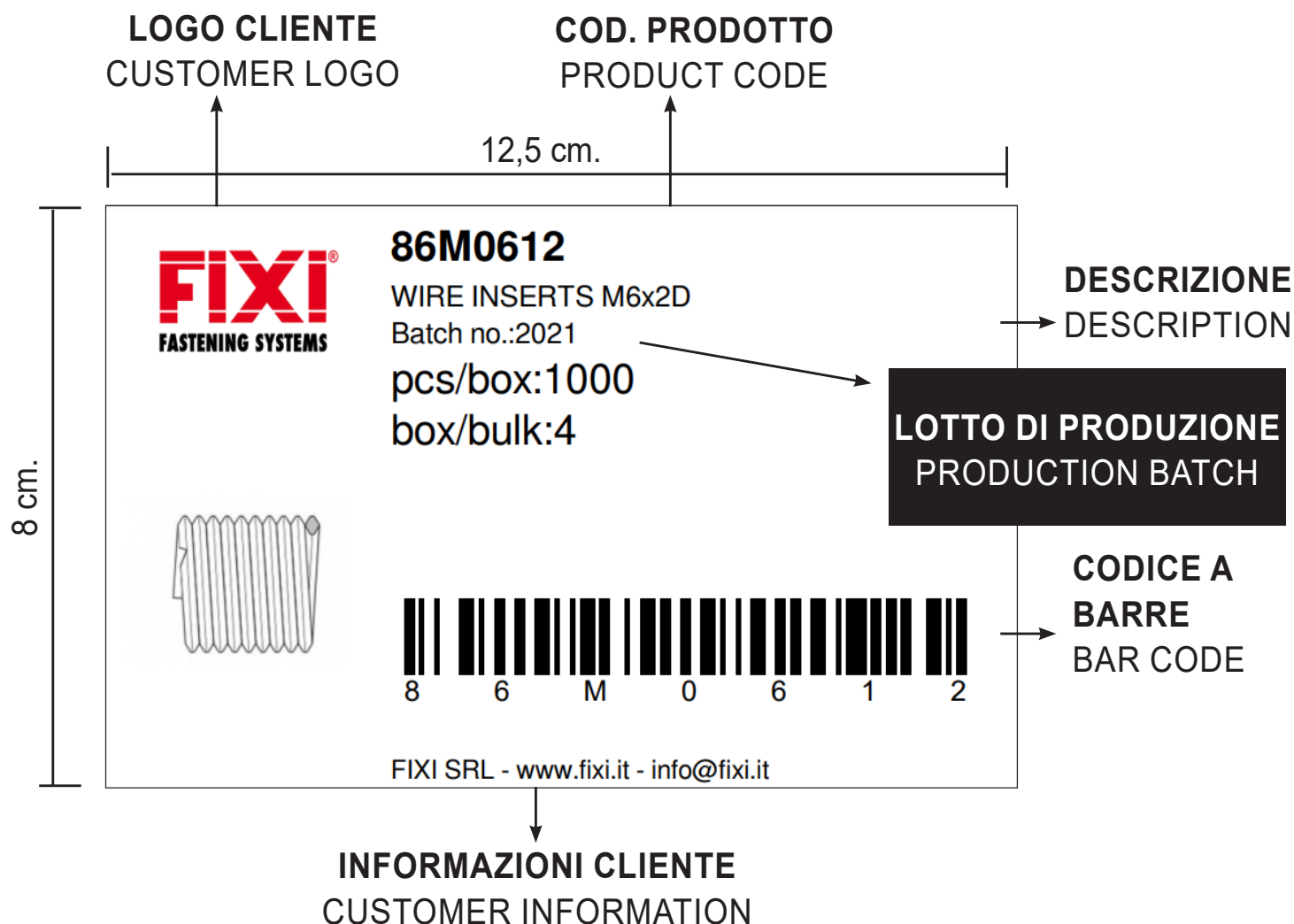
*Fixi carries out accurate testing in its own lab equipped with the latest generation machinery to ensure product conformity.*


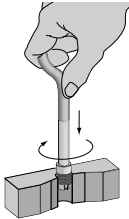











**CONFEZIONAMENTO PERSONALIZZABILE**  
 CUSTOMIZABLE PACKAGING  
 PERSONALISIERBARE VERPACKUNG  
 EMBALLAGE PERSONNALISABLE  
 EMBALAJE PERSONALIZABLE



**ETICHETTA PERSONALIZZABILE**  
 CUSTOMIZABLE LABEL  
 PERSONALISIERBARE ETIKETTEN  
 ETIQUETTE PERSONNALISABLE  
 ETIQUETA PERSONALIZABLE



	DESCRIZIONE - DESCRIPTION	PAGINA PAGE
	Informazioni generali <i>General information</i>	5
	Istruzioni per assemblaggio <i>Assembly instructions</i>	6
	Come leggere le tabelle <i>How to read the dimension sheets</i>	7
	Informazioni tecniche <i>Technical information</i>	8-9
	Scelta del maschio <i>Tap choice</i>	10
	Maschi <i>Taps</i>	11-12
	Attrezzi di posa manuale <i>Manual inserting tools</i>	13
	Aste per attrezzi di posa pneumatici <i>Mandel for pneumatic tools</i>	14
	Monokit	15
	Kit in blister <i>Blister kit</i>	15
	Attrezzi di posa manuale compatibili con tutti i filetti a riportare <i>Hand-operated tools suitable for all wire inserts</i>	16
	Kit di riparazione per filetti riportati <i>Repair tool kit</i>	17
	Filetti riportati passo metrico / <i>Wire inserts metric pitch</i>	18 - 23
	Filetti riportati passo UNC / <i>Wire inserts UNC pitch</i>	24 - 26
	Filetti riportati passo UNF / <i>Wire inserts UNF pitch</i>	27 - 28
	Filetti riportati passo BSP / <i>Wire inserts BSP pitch</i>	29
	Filetti riportati passo BSW / <i>Wire inserts BSW pitch</i>	30
	Filetti riportati passo BSF / <i>Wire inserts BSF pitch</i>	31
	Filetti riportati in nastri di plastica / <i>Plastic strip feed thread inserts</i>	32-33




# FILETTI RIPORTATI

## WIRE INSERTS

# 6

5.36

**Materiale / material:**

X10 Cr Ni 18-8

**Rm:**  $\geq 1400$  N/mm<sup>2</sup>**Durezza / hardness (Vickers):**

425 HV

**Rugosità / roughness:**circa 2,5 $\mu$ **Classe tolleranza filettatura /****thread tolerance class:** 6h**Resistenza a temperatura /****temperature resistance:**

425°C picco / short term;

325°C in continuo / long term

I filetti riportati sono costruiti in inox (**X 10 Cr Ni 18-8**) e vengono utilizzati per rinforzare o riparare tutti i tipi di foro. Particolarmente adatti per i materiali teneri (alluminio, magnesio), i filetti riportati sono resistenti al calore (fino a 425 °C per brevi periodi, oltre i 325° senza interruzioni), alla corrosione, agli agenti atmosferici e alle sollecitazioni meccaniche.

Vengono utilizzati in diversi settori (ferroviario, meccanico, militare, elettronico, automobilistico, aerospaziale). E' possibile trattare superficialmente i filetti riportati con lubrificanti a secco, zincature o argentature.

E' disponibile inoltre una versione colorata di verde che rende più visibile la presenza del filetto riportato all'interno dei fori delle basi di alluminio.

**Compatibili con la DIN 8140.**

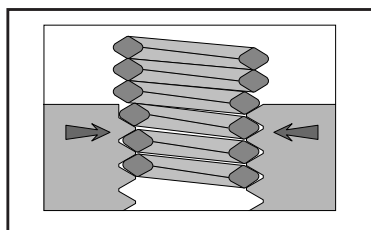
Il filetto riportato consente alla vite di distribuire le tensioni di avvitatura su un numero maggiore di filetti. Questo consente di ottenere coppie di chiusura più elevate rispetto ad un accoppiamento tradizionale.

*Wire inserts are made in stainless steel (X 10 Cr Ni 18-8) and are used to reinforce or repair all types of tappings.*

*Particularly suitable for soft materials (aluminium, magnesium), wire inserts are highly resistant to heat (up to 425°C for a short period of time and up to 325°C without interruption), to corrosion, to atmospheric conditions and to mechanical strains. They are used in different areas (railway, mechanics, armament, electronics, automotive industry, aerospace). Possible coatings: dry lubricants, zinc plating, silver plating. Wire inserts can be delivered in green colour that makes the thread visible to the eye when it's inserted in aluminium tappings.*

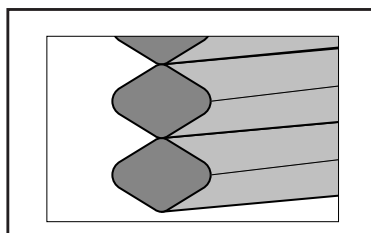
**Comply with the DIN 8140.**

*The wire insert allows the screw to distribute the tightening tensions over an increased number of threads offering higher tightening torques than other traditional joining systems.*



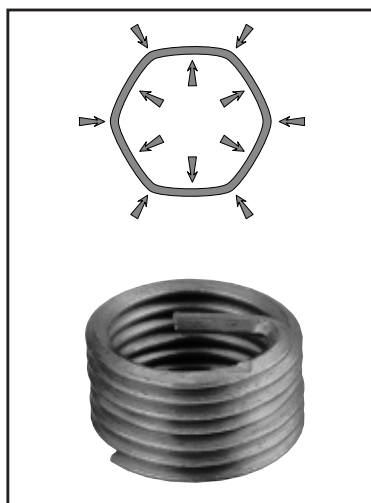
Siccome il diametro originale dei filetti riportati è più largo del foro nel quale viene inserito, **è impossibile svitarlo.**

*As its original diameter is larger than the one of the tapping which receives it, **It is impossible to unscrew.***



Il filo in inox di sezione diamantata ha una **resistenza alla trazione di 1400 N/mm<sup>2</sup>.**

*Diamond-sectioned stainless steel rolled wired with a 1400 N/mm<sup>2</sup> tensile strength.*



### “Versione autobloccante”

La versione autobloccante dei filetti riportati presenta una o più spire di forma poligonale che esercitando una pressione sulle pareti del foro filettato, rendono impossibile lo svitamento della vite.

La versione autobloccante viene fornita colorata di rosso.

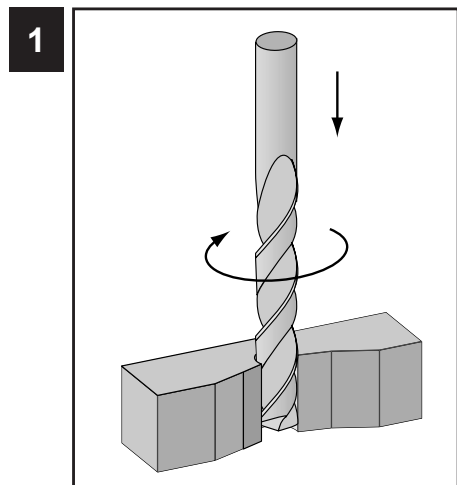
### “Self locking version”

*Self locking version of thread insert presents one or more deformed polygon shaped turns which exert pressure on the thread walls thus it makes it impossible to unscrew.*

*The self locking version is in red color.*

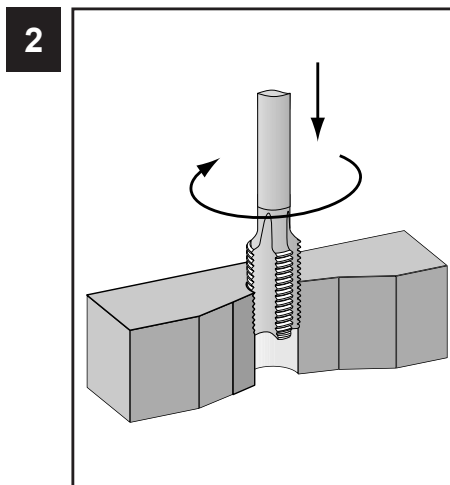
# ISTRUZIONI PER L'ASSEMBLAGGIO

## ASSEMBLY INSTRUCTIONS



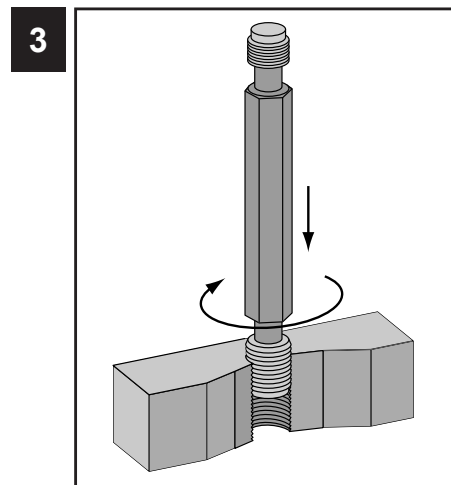
1

Forare  
*Drilling*



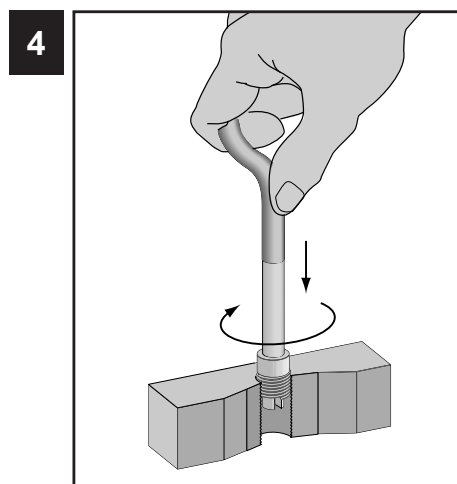
2

Maschiare  
*Tapping*



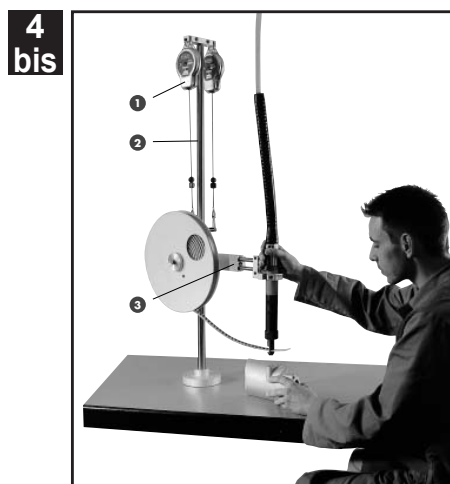
3

Controllo della maschiatura  
con il tampone  
*Tapping control with the plug  
gauge*

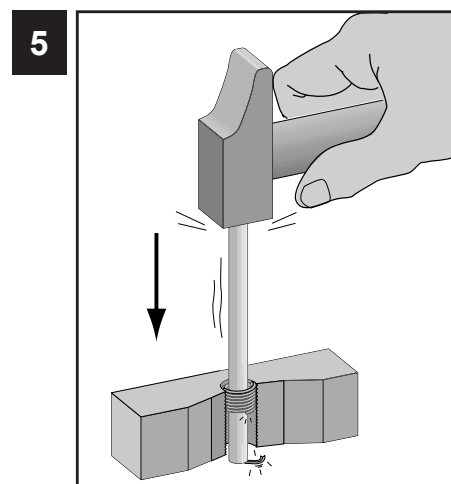


4

Inserire il filetto riportato  
*Installing wire insert*

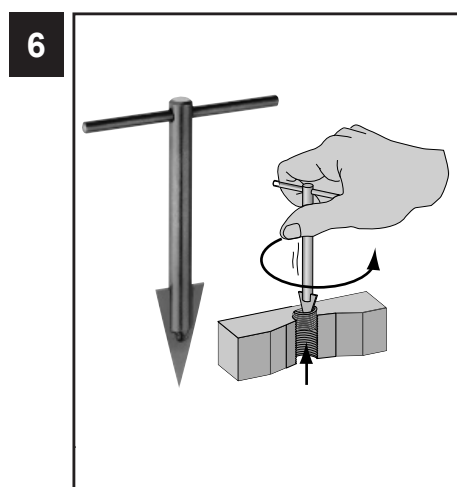
4  
bis

Per un inserimento più veloce i filetti riportati possono essere montati in strisce di plastica arrotolate e montati in automatico  
*For a faster directly use wire insert can be installed in a plastic strip rolled and fastened quickly*



5

Eliminare il codolo di trascinamento con il troncatore manuale o automatico  
*Break the tail off with a manual or automatic break-off tool*




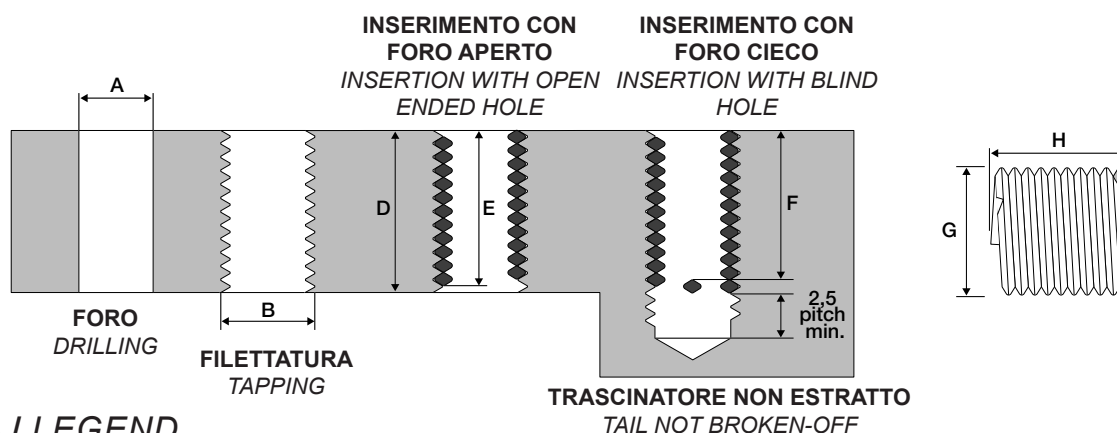
6

Per estrarre il filetto riportato utilizzare l'estrattore  
*The extractor is used to unscrew the wire insert*

# COME LEGGERE LE TABELLE

## HOW TO READ THE DIMENSION SHEETS

 x Passo x Pitch	x d	D	H -0.25	G	A	B	Codice standard	Codice autobloccante	Codice verde
				Ø Iniziale Ø Initial state Min - Max	Ø Foro Ø Drill Min - Max	Maschio / Tap Ø Est. min. Ø Ext. min.			
M8x1.25	1.0	8.00	4.80	9.70 - 9.90	8.40 8.271 - 8.483	9.624	86M0808	86M0808A	86M0808V
	1.25	10.00	6.10				86M0810	86M0810A	86M0810V
	1.5	12.00	7.50				86M0812	86M0812A	86M0812V
	2.0	16.00	10.75				86M0816	86M0816A	86M0816V
	2.5	20.00	13.70				86M0820	86M0820A	86M0820V
	3.0	24.00	16.65				86M0824	86M0824A	86M0824V



### LEGENDA / LEGEND



- x Passo** / **x Pitch** Filetto a riportare metrico in inox M8 passo 1,25. / *Stainless steel metric wire insert M8 with 1.25 pitch.*
- x d** Multiplo del diametro. / *Multiple of the diameter.*
- D** Spessore minimo della base. / *Minimum base length.*
- H** Lunghezza del filetto allo stato iniziale. Contando il numero delle spire è possibile risalire al codice. / *Initial thread length. By counting the number of turns it is possible to find back the code.*
- G** Diametro allo stato iniziale. Il diametro del filetto risulta più largo del foro dove verrà inserito l'inserto. Una volta inserito sarà impossibile svitarlo. / *Initial thread diameter. The diameter is larger than the hole where the insert will be fitted in. It is therefore impossible to unscrew it.*
- A** Foro sulla base. / *Base hole.*
- B** Diametro del maschio. / *Tap diameter.*
- E** Lunghezza del filetto con foro aperto / *Threaded insert length with open-ended hole*  
 $E = D - (0,75 \times \text{passo filetto}) / D - (0.75 \times \text{pitch})$   
**Esempio / Example**  
 Filetto M8 x 1,25 con una lunghezza di 16mm. (cod.86M0816) e spessore base (D) 16mm.  
 $E = 16 - (0,75 \times 1,25) = 15,0625$   
*Insert M8 x 1.25, length 16 mm. (cod.86M0816) and base thickness (D) 16mm.*  
 $E = 16 - (0,75 \times 1,25) = 15,0625$
- F** Lunghezza del filetto con foro cieco / *Threaded insert length with blind hole.*  
 $F = D - (1,5 \times \text{passo filetto}) / D - (1.5 \times \text{pitch})$   
**Esempio / Example**  
 Filetto M8 x 1,25 con una lunghezza di 16mm. (cod.86M0816) e spessore base (D) 16mm.  
 $F = 16 - (1,5 \times 1,25) = 14,125$   
*Insert M8 x 1.25, length 16 mm. (cod.86M0816) and base thickness (D) 16mm.*  
 $F = 16 - (1,5 \times 1,25) = 14,125$

## DETERMINAZIONE DELLA LUNGHEZZA MINIMA NOMINALE DEL FILETTO A RIPORTARE IN RIFERIMENTO ALLA DUREZZA DEL MATERIALE DI BASE E ALLA CLASSE DI ACCIAIO DELLA VITE.

*DETERMINATION OF NOMINAL LENGTH  
BASED ON TYPE OF PARENT MATERIAL AND STEEL SCREW  
PROPERTY CLASS.*

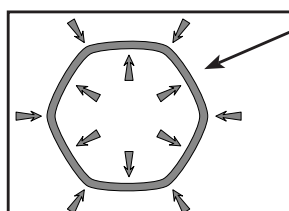
	CLASSE DI RESISTENZA DELLE VITI SCREW WITHDRAWAL RESISTANCE FORCE								
	3.6	4.8	5.8	6.8	8.8	9.8	10.9	12.9	14.9
<b>Resistenza alla trazione Rm (MPa)</b> <b>Materiale base</b> <i>Tensile strength Rm (MPa)</i> <i>Parent material</i>									
<100	1,5d	1,5d	2d	2,5d	3d	3d	-	-	-
>100-150	1,5d	1,5d	2d	2d	2,5d	2,5d	2,5d	2,5d	3d
>150-200	1d	1,5d	1,5d	1,5d	2d	2d	2d	2,5d	2,5d
>200-250	1d	1d	1,5d	1,5d	1,5d	1,5d	2d	2,5d	2,5d
>250-300	1d	1d	1d	1d	1,5d	1,5d	1,5d	2d	2d
>300-350	1d	1d	1d	1d	1d	1d	1,5d	1,5d	2d
>350-400	1d	1d	1d	1d	1d	1d	1,5d	1,5d	1,5d

## VALORI DI FRENAGGIO DELLE VITI SU FILETTI A RIPORTARE AUTOBLOCCANTI BREAKING AND TIGHTENING TORQUE VALUES

**Valori approssimativi di coppia di serraggio secondo ISO 2320.**  
**Validi per passi fini e normali. Valori in Nm per viti classe 8.8.**

*Approximate tightening torque values in compliance with ISO 2320.*  
*Value in Nm valid for fine or normal pitches for class 8.8 screws*

Filettature / threads	M3	M4	M5	M6	M8	M10	M12	M14	M16	M18	M20
<b>1° avvitamento, max</b> <i>1st max. screwing</i>	0,43	0,9	1,6	3,0	6,0	10,5	15,5	24	32	42	54
<b>1° svitamento, min</b> <i>1st min. screwing</i>	0,12	0,18	0,29	0,45	0,85	1,5	2,3	3,3	4,5	6,0	7,5
<b>5° svitamento, min</b> <i>5th min. unscrewing</i>	0,08	0,12	0,20	0,30	0,60	1,0	1,6	2,3	3,0	4,2	5,3





*Deformazione della spira centrale  
per consentire il frenaggio della  
vite.*

*Deformed polygon shaped turns  
block the screw.*



# TABELLA DI CONVERSIONE METRICA DELLE MISURE IN POLLICI

## METRIC TO IMPERIAL CONVERSION CHART

 POLLICI - INCHES	CONVERSIONE METRICA METRIC CONVERSION	 POLLICI - INCHES	CONVERSIONE METRICA METRIC CONVERSION
<b>UNC</b>		<b>BSP</b>	
<b>2-56</b>	2,18 x 0,453	<b>1/8-28</b>	9,728 x 0,907
<b>4-40</b>	2,84 x 0,635	<b>1/4-19</b>	13,157 x 1,337
<b>5-40</b>	3,17 x 0,635	<b>3/8-19</b>	16,662 x 1,337
<b>6-32</b>	3,51 x 0,794	<b>1/2-14</b>	20,955 x 1,814
<b>8-32</b>	4,17 x 0,794	<b>5/8-14</b>	22,911 x 1,814
<b>10-24</b>	4,83 x 1,058	<b>3/4-14</b>	26,441 x 1,814
<b>1/4-20</b>	6,35 x 1,270	<b>7/8-14</b>	30,201 x 1,814
<b>5/16-18</b>	7,94 x 1,411	<b>1"-11</b>	33,249 x 2,309
<b>3/8-16</b>	9,52 x 1,588		
<b>7/16-14</b>	11,11 x 1,814	<b>BSW</b>	
<b>1/2-13</b>	12,70 x 1,954	<b>1/4-20</b>	6,350 x 1,270
<b>9/16-12</b>	14,29 x 2,117	<b>5/16-18</b>	7,938 x 1,411
<b>5/8-11</b>	15,87 x 2,309	<b>3/8-16</b>	9,525 x 1,588
<b>3/4-10</b>	19,05 x 2,540	<b>7/16-14</b>	11,113 x 1,814
<b>7/8-9</b>	22,22 x 2,822	<b>1/2-12</b>	12,700 x 2,117
<b>1"-8</b>	25,40 x 3,175	<b>9/16-12</b>	14,290 x 2,117
<b>1"1/8-7</b>	28,57 x 3,629	<b>5/8-11</b>	15,876 x 2,309
<b>1"1/4-7</b>	31,75 x 3,629	<b>3/4-10</b>	19,051 x 2,540
<b>1"3/8-6</b>	34,92 x 4,234	<b>7/8-9</b>	22,226 x 2,822
<b>1"1/2-6</b>	38,10 x 4,234	<b>1"-8</b>	25,400 x 3,175
<b>UNF</b>		<b>BSF</b>	
<b>6-40</b>	3,51 x 0,635	<b>1/4-26</b>	6,350 x 0,977
<b>8-36</b>	4,16 x 0,705	<b>5/16-22</b>	7,938 x 1,156
<b>10-32</b>	4,83 x 0,794	<b>3/8-20</b>	9,525 x 1,270
<b>1/4-28</b>	6,35 x 0,907	<b>7/16-18</b>	11,113 x 1,411
<b>5/16-24</b>	7,94 x 1,058	<b>1/2-16</b>	12,700 x 1,588
<b>3/8-24</b>	9,52 x 1,058	<b>9/16-16</b>	14,288 x 1,588
<b>7/16-20</b>	11,11 x 1,270	<b>5/8-14</b>	15,875 x 1,814
<b>1/2-20</b>	12,70 x 1,270	<b>3/4-12</b>	19,050 x 2,117
<b>9/16-18</b>	14,29 x 1,411	<b>7/8-11</b>	22,225 x 2,309
<b>5/8-18</b>	15,88 x 1,411	<b>1"-10</b>	25,400 x 2,540
<b>3/4-16</b>	19,05 x 1,588		
<b>7/8-14</b>	22,22 x 1,814		
<b>1"-14</b>	25,40 x 1,814		
<b>1"-12</b>	25,40 x 2,117		
<b>1"1/8-12</b>	28,57 x 2,117		
<b>1"1/4-12</b>	31,75 x 2,117		
<b>1"3/8-12</b>	34,92 x 2,117		
<b>1"1/2-12</b>	38,10 x 2,117		

# SCELTA DEL MASCHIO

## TAP CHOICE



### LEGENDA / LEGEND










































UTILIZZO OTTIMO  
OPTIMUM USE





BUON UTILIZZO  
GOOD USE

NO

UTILIZZO NON CONSIGLIATO  
NOT RECOMMENDED

	 <b>MASCHIO STANDARD</b>  STANDARD TAP	 <b>MASCHIO SGROSSATORE</b>  UNDERSIZED TAP	 <b>MASCHIO FINITORE</b>  FINISHING TAP	 <b>MASCHIATURA PER FORI APERTI</b>  OPEN ENDED HOLES TAP	 <b>MASCHIO PER FORI CIECHI</b>  BLIND HOLES TAP
<b>VANTAGGI</b> ADVANTAGES	E' il maschio più comune usato in particolare per maschiature eseguite manualmente.  <i>Commonly used especially for manual tapping.</i>	Da usare prima del maschio finitore in materiali duri.  <i>It must be used before finishing tap in hard materials.</i>	Da usare dopo il maschio sgrossatore.  <i>It must be used after undersized tap.</i>	Grazie ad un particolare profilo del maschio, i trucioli vengono spinti fuori dal foro.  <i>With its carefully designed profile, chips can be pushed out of the open ended hole.</i>	Ideale per fori ciechi. I trucioli di lavorazione escono dal foro.  <i>Ideal for blind holes. This tap extracts chips from the hole.</i>
<b>FORI APERTI</b> OPEN HOLES					NO
<b>FORI CHIUSI</b> BLIND HOLES				NO	
<b>FORI MANUALI</b> MANUAL TAPPING					
<b>FORI A MACCHINA</b> TOOL TAPPING					
<b>MATERIALI TENERI</b> SOFT MATERIALS R < 80 Kg					
<b>MATERIALI DURI</b> HARD MATERIALS R > 80 Kg	NO				
<b>PASSO</b> PITCH < 2					
<b>PASSO</b> PITCH > 2	NO			NO	NO

 x PASSO/PITCH	CODICE MASCHIO STANDARD STANDARD TAP CODE	CODICE MASCHIO SGROSSATORE UNDERSIZED TAP CODE	CODICE MASCHIO FINITORE FINISHING TAP CODE	CODICE MASCHIO PER FORI APERTI OPEN ENDED HOLES TAP CODE	CODICE MASCHIO PER FORI CIECHI BLIND HOLES TAP CODE
M2 x 0.40	86MFXM02040	86MFXM02040MS	86MFXM02040MF	86MFXM02040FA	86MFXM02040FC
M2.5 x 0.45	86MFXM025045	86MFXM025045MS	86MFXM025045MF	86MFXM025045FA	86MFXM025045FC
M3 x 0.50	86MFXM03050	86MFXM03050MS	86MFXM03050MF	86MFXM03050FA	86MFXM03050FC
M3.5 x 0.60	86MFXM03560	86MFXM035060MS	86MFXM035060MF	86MFXM035060FA	86MFXM035060FC
M4 x 0.70	86MFXM04070	86MFXM04070MS	86MFXM04070MF	86MFXM04070FA	86MFXM04070FC
M5 x 0.80	86MFXM05080	86MFXM05080MS	86MFXM05080MF	86MFXM05080FA	86MFXM05080FC
M6 x 1.00	86MFXM06100	86MFXM06100MS	86MFXM06100MF	86MFXM06100FA	86MFXM06100FC
M7 x 1.00	86MFXM07100	86MFXM07100MS	86MFXM07100MF	86MFXM07100FA	86MFXM07100FC
M8 x 1.00	86MFXM08100	86MFXM08100MS	86MFXM08100MF	86MFXM08100FA	86MFXM08100FC
M8 x 1.25	86MFXM08125	86MFXM08125MS	86MFXM08125MF	86MFXM08125FA	86MFXM08125FC
M9 x 1.25	86MFXM09125	86MFXM09125MS	86MFXM09125MF	86MFXM09125FA	86MFXM09125FC
M10 x 1.00	86MFXM10100	86MFXM10100MS	86MFXM10100MF	86MFXM10100FA	86MFXM10100FC
M10 x 1.25	86MFXM10125	86MFXM10125MS	86MFXM10125MF	86MFXM10125FA	86MFXM10125FC
M10 x 1.50	86MFXM10150	86MFXM10150MS	86MFXM10150MF	86MFXM10150FA	86MFXM10150FC
M11 x 1.50	86MFXM11150	86MFXM11150MS	86MFXM11150MF	86MFXM11150FA	86MFXM11150FC
M12 x 1.00	86MFXM12100	86MFXM12100MS	86MFXM12100MF	86MFXM12100FA	86MFXM12100FC
M12 x 1.25	86MFXM12125	86MFXM12125MS	86MFXM12125MF	86MFXM12125FA	86MFXM12125FC
M12 x 1.50	86MFXM12150	86MFXM12150MS	86MFXM12150MF	86MFXM12150FA	86MFXM12150FC
M12 x 1.75	86MFXM12175	86MFXM12175MS	86MFXM12175MF	86MFXM12175FA	86MFXM12175FC
M14 x 1.25	86MFXM14125	86MFXM14125MS	86MFXM14125MF	86MFXM14125FA	86MFXM14125FC
M14 x 1.50	86MFXM14150	86MFXM14150MS	86MFXM14150MF	86MFXM14150FA	86MFXM14150FC
M14 x 2.00	86MFXM14200	86MFXM14200MS	86MFXM14200MF	86MFXM14200FA	86MFXM14200FC
M16 x 1.50	86MFXM16150	86MFXM16150MS	86MFXM16150MF	86MFXM16150FA	86MFXM16150FC
M16 x 2.00	86MFXM16200	86MFXM16200MS	86MFXM16200MF	86MFXM16200FA	86MFXM16200FC
M18 x 1.50	86MFXM18150	86MFXM18150MS	86MFXM18150MF	86MFXM18150FA	86MFXM18150FC
M18 x 2.00	86MFXM18200	86MFXM18200MS	86MFXM18200MF	86MFXM18200FA	86MFXM18200FC
M18 x 2.50	86MFXM18250	86MFXM18250MS	86MFXM18250MF	86MFXM18250FA	86MFXM18250FC
M20 x 1.50	86MFXM20150	86MFXM20150MS	86MFXM20150MF	86MFXM20150FA	86MFXM20150FC
M20 x 2.00	86MFXM20200	86MFXM20200MS	86MFXM20200MF	86MFXM20200FA	86MFXM20200FC
M20 x 2.50	86MFXM20250	86MFXM20250MS	86MFXM20250MF	86MFXM20250FA	86MFXM20250FC
M22 x 1.50	86MFXM22150	86MFXM22150MS	86MFXM22150MF	86MFXM22150FA	86MFXM22150FC
M22 x 2.00	86MFXM22200	86MFXM22200MS	86MFXM22200MF	86MFXM22200FA	86MFXM22200FC
M22 x 2.50	86MFXM22250	86MFXM22250MS	86MFXM22250MF	86MFXM22250FA	86MFXM22250FC
M24 x 1.50	86MFXM24150	86MFXM24150MS	86MFXM24150MF	86MFXM24150FA	86MFXM24150FC
M24 x 2.00	86MFXM24200	86MFXM24200MS	86MFXM24200MF	86MFXM24200FA	86MFXM24200FC
M24 x 3.00	86MFXM24300	86MFXM24300MS	86MFXM24300MF	86MFXM24300FA	86MFXM24300FC
M26 x 1.50	86MFXM26150	86MFXM26150MS	86MFXM26150MF	86MFXM26150FA	86MFXM26150FC
M27 x 1.50	86MFXM27150	86MFXM27150MS	86MFXM27150MF	86MFXM27150FA	86MFXM27150FC
M27 x 2.00	86MFXM27200	86MFXM27200MS	86MFXM27150MF	86MFXM27200FA	86MFXM27200FC
M27 x 3.00	86MFXM27300	86MFXM27300MS	86MFXM27300MF	86MFXM27300FA	86MFXM27300FC
M28 x 1.50	86MFXM28150	86MFXM28150MS	86MFXM28150MF	86MFXM28150FA	86MFXM28150FC
M30 x 1.50	86MFXM30150	86MFXM30150MS	86MFXM30150MF	86MFXM30150FA	86MFXM30150FC
M30 x 2.00	86MFXM30200	86MFXM30200MS	86MFXM30200MF	86MFXM30200FA	86MFXM30200FC
M30 x 3.50	86MFXM30350	86MFXM30350MS	86MFXM30350MF	86MFXM30350FA	86MFXM30350FC
M32 x 1.50	86MFXM32150	86MFXM32150MS	86MFXM32150MF	86MFXM32150FA	86MFXM32150FC
M33 x 2.00	86MFXM33200	86MFXM33200MS	86MFXM33200MF	86MFXM33200FA	86MFXM33200FC
M33 x 3.00	86MFXM33300	86MFXM33300MS	86MFXM33300MF	86MFXM33300FA	86MFXM33300FC
M33 x 3.50	86MFXM33350	86MFXM33350MS	86MFXM33350MF	86MFXM33350FA	86MFXM33350FC
M36 x 1.50	86MFXM36150	86MFXM36150MS	86MFXM36150MF	86MFXM36150FA	86MFXM36150FC
M36 x 2.00	86MFXM36200	86MFXM36200MS	86MFXM36200MF	86MFXM36200FA	86MFXM36200FC
M36 x 3.00	86MFXM36300	86MFXM36300MS	86MFXM36300MF	86MFXM36300FA	86MFXM36300FC
M36 x 4.00	86MFXM36400	86MFXM36400MS	86MFXM36400MF	86MFXM36400FA	86MFXM36400FC
M39 x 3.00	86MFXM39300	86MFXM39300MS	86MFXM39300MF	86MFXM39300FA	86MFXM39300FC
M39 x 4.00	86MFXM39400	86MFXM39400MS	86MFXM39400MF	86MFXM39400FA	86MFXM39400FC
M42 x 3.00	86MFXM42300	86MFXM42300MS	86MFXM42300MF	86MFXM42300FA	86MFXM42300FC
M42 x 4.50	86MFXM42450	86MFXM42450MS	86MFXM42450MF	86MFXM42450FA	86MFXM42450FC



 x PASSO/PITCH	CODICE MASCHIO STANDARD STANDARD TAP CODE	CODICE MASCHIO SGROSSATORE UNDERSIZED TAP CODE	CODICE MASCHIO FINITORE FINISHING TAP CODE	CODICE MASCHIO PER FORI APERTI OPEN ENDED HOLES TAP CODE	CODICE MASCHIO PER FORI CIECHI BLIND HOLES TAP CODE
<b>UNC</b>					
<b>2-56</b>	86MFX2-56	86MFX2-56MS	86MFX2-56MF	86MFX2-56FA	86MFX2-56FC
<b>2-40</b>	86MFX2-40	86MFX2-40MS	86MFX2-40MF	86MFX2-40FA	86MFX2-40FC
<b>5-40</b>	86MFX5-40	86MFX5-40MS	86MFX5-40MF	86MFX5-40FA	86MFX5-40FC
<b>6-32</b>	86MFX6-32	86MFX6-32MS	86MFX6-32MF	86MFX6-32FA	86MFX6-32FC
<b>8-32</b>	86MFX8-32	86MFX8-32MS	86MFX8-32MF	86MFX8-32FA	86MFX8-32FC
<b>10-24</b>	86MFX10-24	86MFX10-24MS	86MFX10-24MF	86MFX10-24FA	86MFX10-24FC
<b>1/4-20</b>	86MFX1/4-20	86MFX1/4-20MS	86MFX1/4-20MF	86MFX1/4-20FA	86MFX1/4-20FC
<b>5/16-18</b>	86MFX5/16-18	86MFX5/16-18MS	86MFX5/16-18MF	86MFX5/16-18FA	86MFX5/16-18FC
<b>3/8-16</b>	86MFX3/8-16	86MFX3/8-16MS	86MFX3/8-16MF	86MFX3/8-16FA	86MFX3/8-16FC
<b>7/16-14</b>	86MFX7/16-14	86MFX7/16-14MS	86MFX7/16-14MF	86MFX7/16-14FA	86MFX7/16-14FC
<b>1/2-13</b>	86MFX1/2-13	86MFX1/2-13MS	86MFX1/2-13MF	86MFX1/2-13FA	86MFX1/2-13FC
<b>9/16-12</b>	86MFX9/16-12	86MFX9/16-12MS	86MFX9/16-12MF	86MFX9/16-12FA	86MFX9/16-12FC
<b>5/8-11</b>	86MFX5/8-11	86MFX5/8-11MS	86MFX5/8-11MF	86MFX5/8-11FA	86MFX5/8-11FC
<b>3/4-10</b>	86MFX3/4-10	86MFX3/4-10MS	86MFX3/4-10MF	86MFX3/4-10FA	86MFX3/4-10FC
<b>7/8-9</b>	86MFX7/8-9	86MFX7/8-9MS	86MFX7/8-9MF	86MFX7/8-9FA	86MFX7/8-9FC
<b>1"-8</b>	86MFX1"-8	86MFX1"-8MS	86MFX1"-8MF	86MFX1"-8FA	86MFX1"-8FC
<b>1"1/8-7</b>	86MFX1"1/8-7	86MFX1"1/8-7MS	86MFX1"1/8-7MF	86MFX1"1/8-7FA	86MFX1"1/8-7FC
<b>1"1/4-7</b>	86MFX1"1/4-7	86MFX1"1/4-7MS	86MFX1"1/4-7MF	86MFX1"1/4-7FA	86MFX1"1/4-7FC
<b>1"3/8-6</b>	86MFX1"3/8-6	86MFX1"3/8-6MS	86MFX1"3/8-6MF	86MFX1"3/8-6FA	86MFX1"3/8-6FC
<b>1"1/2-6</b>	86MFX1"1/2-6	86MFX1"1/2-6MS	86MFX1"1/2-6MF	86MFX1"1/2-6FA	86MFX1"1/2-6FC
<b>UNF</b>					
<b>6-40</b>	86MFX6-40	86MFX6-40MS	86MFX6-40MF	86MFX6-40FA	86MFX6-40FC
<b>8-36</b>	86MFX8-36	86MFX8-36MS	86MFX8-36MF	86MFX8-36FA	86MFX8-36FC
<b>10-32</b>	86MFX10-32	86MFX10-32MS	86MFX10-32MF	86MFX10-32FA	86MFX10-32FC
<b>1/4-28</b>	86MFX1/4-28	86MFX1/4-28MS	86MFX1/4-28MF	86MFX1/4-28FA	86MFX1/4-28FC
<b>5/16-24</b>	86MFX5/16-24	86MFX5/16-24MS	86MFX5/16-24MF	86MFX5/16-24FA	86MFX5/16-24FC
<b>3/8-24</b>	86MFX3/8-24	86MFX3/8-24MS	86MFX3/8-24MF	86MFX3/8-24FA	86MFX3/8-24FC
<b>7/16-20</b>	86MFX7/16-20	86MFX7/16-20MS	86MFX7/16-20MF	86MFX7/16-20FA	86MFX7/16-20FC
<b>1/2-20</b>	86MFX1/2-20	86MFX1/2-20MS	86MFX1/2-20MF	86MFX1/2-20FA	86MFX1/2-20FC
<b>9/16-18</b>	86MFX9/16-18	86MFX9/16-18MS	86MFX9/16-18MF	86MFX9/16-18FA	86MFX9/16-18FC
<b>5/8-18</b>	86MFX5/8-18	86MFX5/8-18MS	86MFX5/8-18MF	86MFX5/8-18FA	86MFX5/8-18FC
<b>3/4-16</b>	86MFX3/4-16	86MFX3/4-16MS	86MFX3/4-16MF	86MFX3/4-16FA	86MFX3/4-16FC
<b>7/8-14</b>	86MFX7/8-14	86MFX7/8-14MS	86MFX7/8-14MF	86MFX7/8-14FA	86MFX7/8-14FC
<b>1"-14</b>	86MFX1"-14	86MFX1"-14MS	86MFX1"-14MF	86MFX1"-14FA	86MFX1"-14FC
<b>1"-12</b>	86MFX1"-12	86MFX1"-12MS	86MFX1"-12MF	86MFX1"-12FA	86MFX1"-12FC
<b>1"1/8-12</b>	86MFX1"1/8-12	86MFX1"1/8-12MS	86MFX1"1/8-12MF	86MFX1"1/8-12FA	86MFX1"1/8-12FC
<b>1"1/4-12</b>	86MFX1"1/4-12	86MFX1"1/4-12MS	86MFX1"1/4-12MF	86MFX1"1/4-12FA	86MFX1"1/4-12FC
<b>1"3/8-12</b>	86MFX1"3/8-12	86MFX1"3/8-12MS	86MFX1"3/8-12MF	86MFX1"3/8-12FA	86MFX1"3/8-12FC
<b>1"1/2-12</b>	86MFX1"1/2-12	86MFX1"1/2-12MS	86MFX1"1/2-12MF	86MFX1"1/2-12FA	86MFX1"1/2-12FC
<b>BSP</b>					
<b>1/8-28</b>	86MFX1/8-28	86MFX1/8-28MS	86MFX1/8-28MF	86MFX1/8-28FA	86MFX1/8-28FC
<b>1/4-19</b>	86MFX1/4-19	86MFX1/4-19MS	86MFX1/4-19MF	86MFX1/4-19FA	86MFX1/4-19FC
<b>3/8-19</b>	86MFX3/8-19	86MFX3/8-19MS	86MFX3/8-19MF	86MFX3/8-19FA	86MFX3/8-19FC
<b>1/2-14</b>	86MFX1/2-14	86MFX1/2-14MS	86MFX1/2-14MF	86MFX1/2-14FA	86MFX1/2-14FC
<b>5/8-14</b>	86MFX5/8-14	86MFX5/8-14MS	86MFX5/8-14MF	86MFX5/8-14FA	86MFX5/8-14FC
<b>3/4-14</b>	86MFX3/4-14	86MFX3/4-14MS	86MFX3/4-14MF	86MFX3/4-14FA	86MFX3/4-14FC
<b>7/8-14</b>	86MFX7/8-14	86MFX7/8-14MS	86MFX7/8-14MF	86MFX7/8-14FA	86MFX7/8-14FC
<b>1"-11</b>	86MFX1"-11	86MFX1"-11MS	86MFX1"-11MF	86MFX1"-11FA	86MFX1"-11FC
<b>BSW</b>					
<b>1/4-20</b>	86MFX1/4-20	86MFX1/4-20MS	86MFX1/4-20MF	86MFX1/4-20FA	86MFX1/4-20FC
<b>5/16-18</b>	86MFX5/16-18	86MFX5/16-18MS	86MFX5/16-18MF	86MFX5/16-18FA	86MFX5/16-18FC
<b>3/8-16</b>	86MFX3/8-16	86MFX3/8-16MS	86MFX3/8-16MF	86MFX3/8-16FA	86MFX3/8-16FC
<b>7/16-14</b>	86MFX7/16-14	86MFX7/16-14MS	86MFX7/16-14MF	86MFX7/16-14FA	86MFX7/16-14FC
<b>1/2-12</b>	86MFX1/2-12	86MFX1/2-12MS	86MFX1/2-12MF	86MFX1/2-12FA	86MFX1/2-12FC
<b>9/16-12</b>	86MFX9/16-12	86MFX9/16-12MS	86MFX9/16-12MF	86MFX9/16-12FA	86MFX9/16-12FC
<b>5/8-11</b>	86MFX5/8-11	86MFX5/8-11MS	86MFX5/8-11MF	86MFX5/8-11FA	86MFX5/8-11FC
<b>3/4-10</b>	86MFX3/4-10	86MFX3/4-10MS	86MFX3/4-10MF	86MFX3/4-10FA	86MFX3/4-10FC
<b>7/8-9</b>	86MFX7/8-9	86MFX7/8-9MS	86MFX7/8-9MF	86MFX7/8-9FA	86MFX7/8-9FC
<b>1"-8</b>	86MFX1"-8	86MFX1"-8MS	86MFX1"-8MF	86MFX1"-8FA	86MFX1"-8FC
<b>BSF</b>					
<b>1/4-26</b>	86MFX1/4-26	86MFX1/4-26MS	86MFX1/4-26MF	86MFX1/4-26FA	86MFX1/4-26FC
<b>5/16-22</b>	86MFX5/16-22	86MFX5/16-22MS	86MFX5/16-22MF	86MFX5/16-22FA	86MFX5/16-22FC
<b>3/8-20</b>	86MFX3/8-20	86MFX3/8-20MS	86MFX3/8-20MF	86MFX3/8-20FA	86MFX3/8-20FC
<b>7/16-18</b>	86MFX7/16-18	86MFX7/16-18MS	86MFX7/16-18MF	86MFX7/16-18FA	86MFX7/16-18FC
<b>1/2-16</b>	86MFX1/2-16	86MFX1/2-16MS	86MFX1/2-16MF	86MFX1/2-16FA	86MFX1/2-16FC
<b>9/16-16</b>	86MFX9/16-16	86MFX9/16-16MS	86MFX9/16-16MF	86MFX9/16-16FA	86MFX9/16-16FC
<b>5/8-14</b>	86MFX5/8-14	86MFX5/8-14MS	86MFX5/8-14MF	86MFX5/8-14FA	86MFX5/8-14FC
<b>3/4-12</b>	86MFX3/4-12	86MFX3/4-12MS	86MFX3/4-12MF	86MFX3/4-12FA	86MFX3/4-12FC
<b>7/8-11</b>	86MFX7/8-11	86MFX7/8-11MS	86MFX7/8-11MF	86MFX7/8-11FA	86MFX7/8-11FC
<b>1"-10</b>	86MFX1"-10	86MFX1"-10MS	86MFX1"-10MF	86MFX1"-10FA	86MFX1"-10FC

# ATTREZZI DI POSA MANUALE

## MANUAL INSERTING TOOLS

Utilizzabili solo con i filetti riportati Fixi. Non compatibili con la DIN 8140. Di piccole dimensioni. Estremamente economici.

*Can be used only with Fixi wire inserts. Non-compatible with DIN 8140. Small-sized. Extremely economical.*

 x PASSO/PITCH	CODICE CODE	 x PASSO/PITCH	CODICE CODE
M3 x 0.50	86UTEM03050FX	UNC	
M3.5 x 0.60	86UTEM035060FX	2-40	86UTE2-40FX
M4 x 0.70	86UTEM04070FX	5-40	86UTE5-40FX
M5 x 0.80	86UTEM05080FX	6-32	86UTE6-32FX
M6 x 1.00	86UTEM06100FX	8-32	86UTE8-32FX
M7 x 1.00	86UTEM07100FX	10-24	86UTE10-24FX
M8 x 1.00	86UTEM08100FX	1/4-20	86UTE1/4-20FX
M8 x 1.25	86UTEM08125FX	5/16-18	86UTE5/16-18FX
M9 x 1.25	86UTEM09125FX	3/8-16	86UTE3/8-16FX
M10 x 1.00	86UTEM10100FX	7/16-14	86UTE7/16-14FX
M10 x 1.25	86UTEM10125FX	1/2-13	86UTE1/2-13FX
M10 x 1.50	86UTEM10150FX	9/16-12	86UTE9/16-12FX
M11 x 1.50	86UTEM11150FX	5/8-11	86UTE5/8-11FX
M12 x 1.00	86UTEM12100FX	3/4-10	86UTE3/4-10FX
M12 x 1.25	86UTEM12125FX	UNF	
M12 x 1.50	86UTEM12150FX	6-40	86UTE6-40FX
M12 x 1.75	86UTEM12175FX	8-36	86UTE8-36FX
M14 x 1.50	86UTEM14150FX	10-32	86UTE10-32FX
M14 x 2.00	86UTEM14200FX	1/4-28	86UTE1/4-28FX
M16 x 2.00	86UTEM16200FX	5/16-24	86UTE5/16-24FX
M18 x 2.00	86UTEM18200FX	3/8-24	86UTE3/8-24FX
M18 x 2.50	86UTEM18250FX	7/16-20	86UTE7/16-20FX
M20 x 2.00	86UTEM20200FX	1/2-20	86UTE1/2-20FX
M20 x 2.50	86UTEM20250FX	9/16-18	86UTE9/16-18FX
M22 x 2.00	86UTEM22200FX	5/8-18	86UTE5/8-18FX
M22 x 2.50	86UTEM22250FX	3/4-16	86UTE3/4-16FX
		7/8-14	86UTE7/8-14FX







# ASTE PER ATTREZZI DI POSA PNEUMATICI


## MANDREL FOR PNEUMATIC TOOLS


Utilizzabili solo con i filetti riportati Fixi. Non compatibile con la DIN 8140.  
*Can be used only with Fixi wire inserts. Non-compatible with DIN 8140.*




 <b>x PASSO</b> x PITCH	<b>PER FILETTI RIPORTATI STANDARD</b> FOR STANDARD WIRE INSERTS	<b>PER FILETTI RIPORTATI AUTOBLOCCANTI</b> FOR SELF LOCKING WIRE INSERTS
<b>M2 x 0.40</b>	86ASAPM02040	86ASAPM02040A
<b>M2.5 x 0.45</b>	86ASAPM025045	86ASAPM025045A
<b>M3 x 0.50</b>	86ASAPM03050	86ASAPM03050A
<b>M4 x 0.70</b>	86ASAPM04070	86ASAPM04070A
<b>M5 x 0.80</b>	86ASAPM05080	86ASAPM05080A
<b>M6 x 1.00</b>	86ASAPM06100	86ASAPM06100A
<b>M8 x 1.25</b>	86ASAPM08125	86ASAPM08125A
<b>M10 x 1.50</b>	86ASAPM10150	86ASAPM10150A
<b>M12 x 1.75</b>	86ASAPM12175	86ASAPM12175A
<b>M14 x 2.00</b>	86ASAPM14200	86ASAPM14200A
<b>M16 x 2.00</b>	86ASAPM16200	86ASAPM16200A
<b>M20 x 2.50</b>	86ASAPM20250	86ASAPM20250A
<b>UNC</b>		
<b>2-56</b>	86ASAP2-56	86ASAP2-56A
<b>4-40</b>	86ASAP4-40	86ASAP4-40A
<b>6-32</b>	86ASAP6-32	86ASAP6-32A
<b>8-32</b>	86ASAP8-32	86ASAP8-32A
<b>1/4-20</b>	86ASAP1/4-20	86ASAP1/4-20A
<b>5/16-18</b>	86ASAP5/16-18	86ASAP5/16-18A
<b>3/8-16</b>	86ASAP3/8-16	86ASAP3/8-16A
<b>UNF</b>		
<b>10-32</b>	86ASAP10-32	86ASAP10-32A
<b>1/4-28</b>	86ASAP1/4-28	86ASAP1/4-28A
<b>5/16-24</b>	86ASAP5/16-24	86ASAP5/16-24A
<b>3/8-24</b>	86ASAP3/8-24	86ASAP3/8-24A

 x Passo x Pitch	CODICE CODE
M3 x 0.50	86KITM03050
M3.5 x 0.60	86KITM035060
M4 x 0.70	86KITM04070
M5 x 0.80	86KITM05080
M6 x 1.00	86KITM06100
M7 x 1.00	86KITM07100
M8 x 1.00	86KITM08100
M8 x 1.25	86KITM08125
M9 x 1.25	86KITM09125
M10 x 1.00	86KITM10100
M10 x 1.25	86KITM10125
M10 x 1.50	86KITM10150
M11 x 1.50	86KITM11150
M12 x 1.00	86KITM12100
M12 x 1.25	86KITM12125
M12 x 1.50	86KITM12150
M12 x 1.75	86KITM12175
M14 x 1.50	86KITM14150
M14 x 2.00	86KITM14200
M16 x 2.00	86KITM16200
M18 x 2.50	86KITM18250
M20 x 2.50	86KITM20250
M22 x 2.50	86KITM22250

 x Passo x Pitch	CODICE CODE
UNC	
4-40	86KIT4-40
5-40	86KIT5-40
6-32	86KIT6-32
8-32	86KIT8-32
10-24	86KIT10-24
1/4-20	86KIT1/4-20
5/16-18	86KIT5/16-18
3/8-16	86KIT3/8-16
7/16-14	86KIT7/16-14
1/2-13	86KIT1/2-13
9/16-12	86KIT9/16-12
5/8-11	86KIT5/8-11
3/4-10	86KIT3/4-10
UNF	
6-40	86KIT6-40
8-36	86KIT8-36
10-32	86KIT10-32
1/4-28	86KIT1/4-28
5/16-24	86KIT5/16-24
3/8-24	86KIT3/8-24
7/16-20	86KIT7/16-20
1/2-20	86KIT1/2-20
9/16-18	86KIT9/16-18
5/8-18	86KIT5/8-18
3/4-16	86KIT3/4-16

 x Passo x Pitch	CODICE CODE
M3 x 0.50	86BLISTERM03050
M3.5 x 0.60	86BLISTERM03506
M4 x 0.70	86BLISTERM04070
M5 x 0.80	86BLISTERM05080
M6 x 1.00	86BLISTERM06100
M7 x 1.00	86BLISTERM07100
M8 x 1.00	86BLISTERM081
M8 x 1.25	86BLISTERM08125
M9 x 1.25	86BLISTERM09125
M10 x 1.00	86BLISTERM10100
M10 x 1.25	86BLISTERM10125
M10 x 1.50	86BLISTERM10150
M11 x 1.50	86BLISTERM11150
M12 x 1.00	86BLISTERM12100
M12 x 1.25	86BLISTERM12125
M12 x 1.50	86BLISTERM12150
M12 x 1.75	86BLISTERM12175
M14 x 1.50	86BLISTERM14150
M14 x 2.00	86BLISTERM14200

 x Passo x Pitch	CODICE CODE
UNC	
4-40	86BLISTER4-40
5-40	86BLISTER5-40
6-32	86BLISTER6-32
8-32	86BLISTER8-32
10-24	86BLISTER10-24
1/4-20	86BLISTER1/4-20
5/16-18	86BLISTER5/16-18
3/8-16	86BLISTER3/8-16
7/16-14	86BLISTER7/16-14
1/2-13	86BLISTER1/2-13
UNF	
6-40	86BLISTER6-40
8-36	86BLISTER8-36
10-32	86BLISTER10-32
1/4-28	86BLISTER1/4-28
5/16-24	86BLISTER5/16-24
3/8-24	86BLISTER3/8-24
7/16-20	86BLISTER7/16-20
1/2-20	86BLISTER1/2-20
9/16-18	86BLISTER9/16-18

## MONOKIT



### Il Monokit contiene:

#### fino a M14

1 maschio - 1 attrezzo di posa manuale  
10 filetti lunghezza 1.5 il diametro (M3-M10)  
oppure 5 filetti lunghezza  
1.5 il diametro (M11-M14)  
e 1 troncatore manuale fino a M12.

#### da M16 a M22

1 maschio - 1 attrezzo di posa manuale  
5 filetti lunghezza 1.5 il diametro

### Tool Kit content:

#### up to M14

1 thread insert tap - 1 inserting tool  
10 thread inserts length 1.5 (M3-M10)  
or 5 thread inserts length 1.5 (M11-M14)  
and 1 break-off tool up to M12.

#### from M16 to M22

1 thread insert tap - 1 inserting tool  
5 thread inserts length 1.5

## BLISTER



### Il kit in blister contiene:

1 maschio - 1 attrezzo di posa manuale  
10 filetti lunghezza 1.5 il diametro (M3-M10)  
oppure 5 filetti lunghezza  
1.5 il diametro (M11-M14)  
e 1 troncatore manuale fino a M12.

### Blister Kit content:


1 thread insert tap - 1 inserting tool  
10 thread inserts length 1.5 (M3-M10)  
or 5 thread inserts length 1.5 (M11-M14)  
and 1 break-off tool up to M12.

# ATTREZZI DI POSA MANUALE COMPATIBILI CON TUTTI I FILETTI A RIPORTARE

*HAND-OPERATED TOOLS  
SUITABLE FOR ALL WIRE INSERTS*

Compatibile con qualunque filetto riportato DIN 8140 e con filetti Fixi.  
*Compatible with all DIN 8140 wire inserts and Fixi wire inserts.*



 <b>x PASSO</b> <i>x PITCH</i>	<b>CODICE</b> <i>CODE</i>
<b>M2.0 x 0.40</b>	86UTEM02040
<b>M2.5 x 0.45</b>	86UTEM025045
<b>M3 x 0.50</b>	86UTEM03050
<b>M4 x 0.70</b>	86UTEM04070
<b>M5 x 0.80</b>	86UTEM05080
<b>M6 x 1.00</b>	86UTEM06100
<b>M7 x 1.00</b>	86UTEM07100
<b>M8 x 1.25</b>	86UTEM08125
<b>M10 x 1.00</b>	86UTEM10100
<b>M10 x 1.25</b>	86UTEM10125
<b>M10 x 1.50</b>	86UTEM10150
<b>M11 x 1.50</b>	86UTEM11150
<b>M12 x 1.50</b>	86UTEM12150
<b>M12 x 1.75</b>	86UTEM12175
<b>M14 x 1.25</b>	86UTEM14125
<b>M14 x 1.50</b>	86UTEM14150
<b>M14 x 2.00</b>	86UTEM14200
<b>M16 x 1.50</b>	86UTEM16150
<b>M16 x 2.00</b>	86UTEM16200

# KIT DI RIPARAZIONE PER FILETTI RIPORTATI

## REPAIR TOOL KIT FOR WIRE INSERTS

# 6

17.36




### Il kit contiene:

- 1 maschio per filettare
- 1 attrezzo di posa manuale preparato per una misura, ma può essere anche utilizzato per le misure vicine
- 25 filetti riportati lunghezza 1,5 diametro
- o 10 filetti riportati lunghezza 1 diametro a seconda del kit
- 1 troncatore

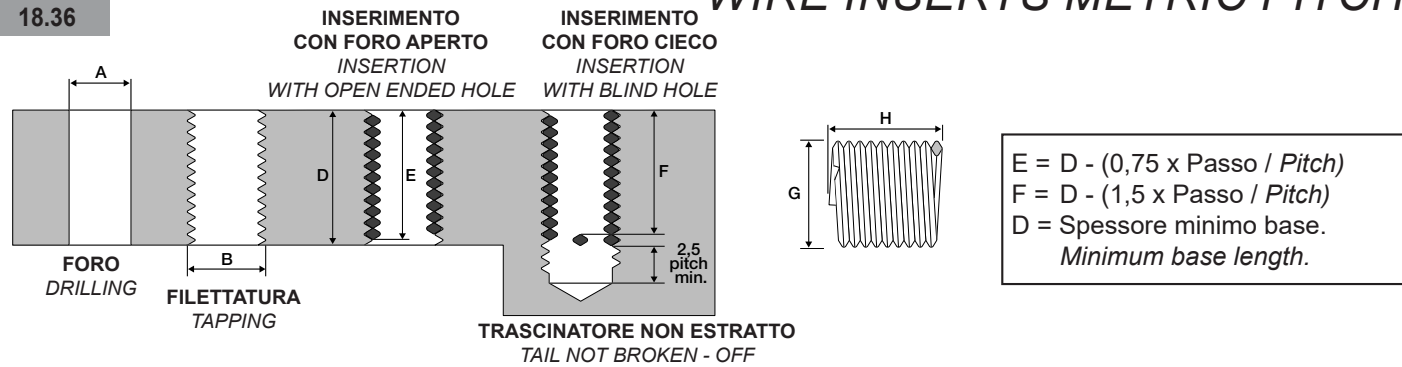
### Box content:


- 1 thread insert tap
- 1 inserting tool with a necked nose mounted in selected diameter, which can be adapted to adjacent dimensions,
- 25 threaded inserts length 1,5 diameter or 10 threaded inserts length 1 diameter ( it depends on the kit)
- 1 break-off tool

 x Passo x Pitch	CODICE CODE	CONTENUTO CONTENT
M2 x 0.40	86KITRIPM02040	1 maschio per filettare 1 attrezzo di posa manuale utilizzabile dal diametro 2 al diametro 5 25 filetti riportati lunghezza 1,5 diametro, 1 troncatore 1 thread insert tap 1 hand-operated installation tool suitable for diameters from 2 to 5 25 threaded inserts length 1,5 diameter 1 break-off tool
M2.5 x 0.45	86KITRIPM025045	
M3 x 0.50	86KITRIPM03050	
M4 x 0.70	86KITRIPM04070	
M5 x 0.80	86KITRIPM05080	
M6 x 1.00	86KITRIPM06100	1 maschio per filettare 1 attrezzo di posa manuale utilizzabile dal diametro 6 al diametro 8 25 filetti riportati lunghezza 1,5 diametro, 1 troncatore 1 thread insert tap 1 hand-operated installation tool suitable for diameters from 2 to 5 25 threaded inserts length 1,5 diameter 1 break-off tool
M8 x 1.25	86KITRIPM08125	
M10 x 1.50	86KITRIPM10150	1 maschio per filettare 1 attrezzo di posa manuale utilizzabile dal diametro 10 al diametro 12 25 filetti riportati lunghezza 1,5 diametro, 1 troncatore 1 thread insert tap 1 hand-operated installation tool suitable for diameters from 10 to 12 25 threaded inserts length 1,5 diameter 1 break-off tool
M12 x 1.75	86KITRIPM12175	
M14 x 1.50	86KITRIPM14150	1 maschio per filettare 1 attrezzo di posa manuale utilizzabile dal diametro 14 al diametro 16 10 filetti riportati lunghezza 1,5 diametro, 1 troncatore 1 thread insert tap 1 hand-operated installation tool suitable for diameters from 14 to 16 10 threaded inserts length 1,5 diameter 1 break-off tool
M14 x 2.00	86KITRIPM14200	
M16 x 1.50	86KITRIPM16150	
M16 x 2.0	86KITRIPM16200	

# FILETTI RIPORTATI PASSO METRICO

## WIRE INSERTS METRIC PITCH



 x Passo x Pitch	x d	D	H -0.25	G		A	B		Codice standard	Codice autobloccante	Codice verde
				Ø Iniziale Ø Initial state	Min - Max		Ø Foro Ø Drill	Min - Max			
M2x0.40	1.0	2.00	2.90	2.60 - 2.75	2.10	2.090 - 2.180	2.520	86M0202	86M0202A	86M0202V	
	1.5	3.00	4.90					86M0203	86M0203A	86M0203V	
	2.0	4.00	6.90					86M0204	86M0204A	86M0204V	
	2.5	5.00	8.90					86M0205	86M0205A	86M0205V	
	3.0	6.00	10.90					86M0206	86M0206A	86M0206V	
M2.5x0.45	1.0	2.50	3.60	3.15 - 3.30	2.60	2.597 - 2.697	3.084	86M025025	86M025025A	86M025025V	
	1.25	3.12	4.75					86M0253125	86M0253125A	86M0253125V	
	1.5	3.75	6.00					86M025375	86M025375A	86M025375V	
	2.0	5.00	8.20					86M02505	86M02505A	86M02505V	
	2.5	6.25	10.60					86M025625	86M025625A	86M025625V	
	3.0	7.50	13.10					86M02575	86M02575A	86M02575V	
M3x0.50	1.0	3.0	3.95	3.70 - 3.90	3.20	3.108 - 3.220	3.650	86M0303	86M0303A	86M0303V	
	1.25	3.75	4.95					86M03375	86M03375A	86M03375V	
	1.5	4.50	6.35					86M0345	86M0345A	86M0345V	
	2.0	6.00	8.80					86M0306	86M0306A	86M0306V	
	2.5	7.50	11.25					86M0375	86M0375A	86M0375V	
	3.0	9.00	13.65					86M0309	86M0309A	86M0309V	
M3.5x0.60	1.0	3.50	3.90	4.35 - 4.45	3.70	3.630 - 3.755	4.280	86M035035	86M035035A	86M035035V	
	1.5	5.25	6.60					86M035525	86M035525A	86M035525V	
	2.0	7.00	9.15					86M03507	86M03507A	86M03507A	
	2.5	8.75	11.80					86M035875	86M035875A	86M035875V	
	3.0	10.50	14.00					86M035105	86M035105A	86M035105V	
M4x0.70	1.0	4.00	3.80	5.00 - 5.15	4.20	4.152 - 4.292	4.910	86M0404	86M0404A	86M0404V	
	1.25	5.00	5.05					86M0405	86M0405A	86M0405V	
	1.5	6.00	6.25					86M0406	86M0406A	86M0406V	
	2.0	8.00	8.65					86M0408	86M0408A	86M0408V	
	2.5	10.00	11.20					86M0410	86M0410A	86M0410A	
	3.0	12.00	13.60					86M0412	86M0412	86M0412	
M5x0.80	1.0	5.00	4.45	6.10 - 6.30	5.20	5.174 - 5.334	6.040	86M0505	86M0505A	86M0505V	
	1.25	6.25	5.70					86M05625	86M05625A	86M05625V	
	1.5	7.50	7.15					86M0575	86M0575A	86M0575V	
	2.0	10.00	10.10					86M0510	86M0510A	86M0510V	
	2.5	12.50	12.80					86M05125	86M05125A	86M05125V	
	3.0	15.00	15.40					86M0515	86M0515A	86M0515V	

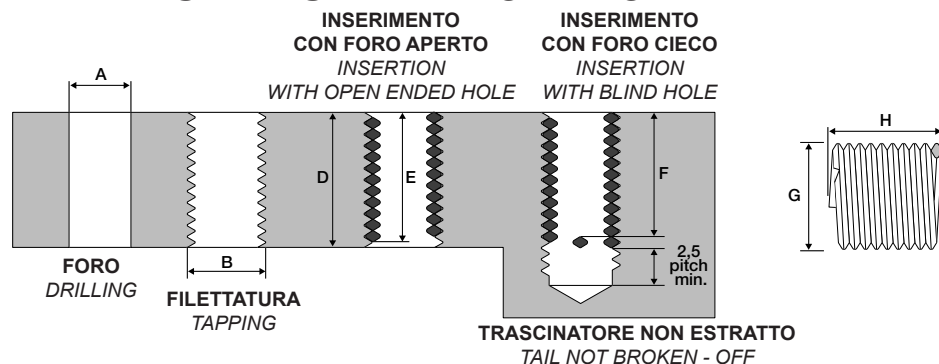


# FILETTI RIPORTATI PASSO METRICO


## WIRE INSERTS METRIC PITCH

# 6

19.36

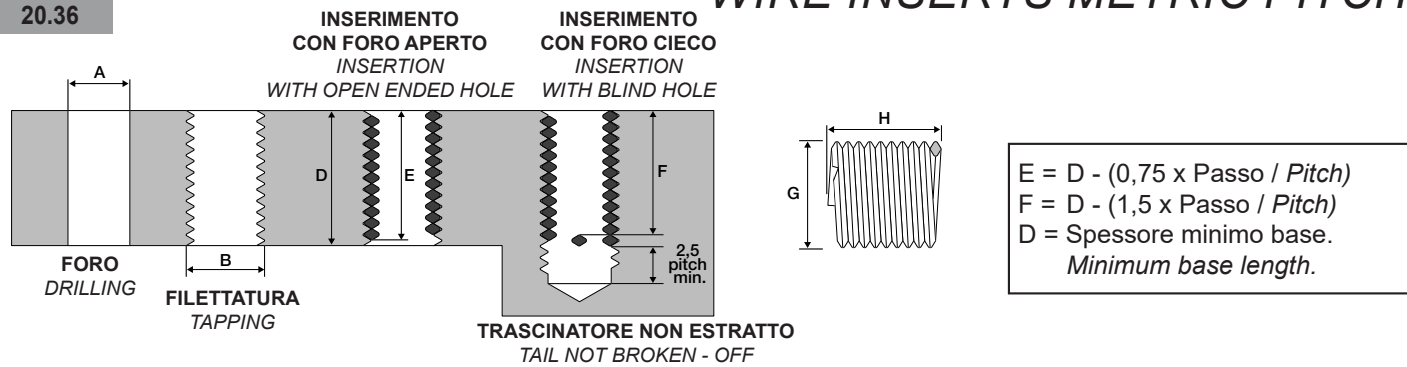


$E = D - (0,75 \times \text{Passo} / \text{Pitch})$   
 $F = D - (1,5 \times \text{Passo} / \text{Pitch})$   
 $D = \text{Spessore minimo base.}$   
*Minimum base length.*

 x Passo x Pitch	x d	D	H -0.25	G Ø Iniziale Ø Initial state Min - Max	A Ø Foro Ø Drill Min - Max	B Maschio / Tap Ø Est. min. Ø Ext. min.	Codice standard	Codice autobloccante	Codice verde
							Standard code	Self-locking code	Green colour code
M6x1.00	1.0	6.00	4.30	7.40 - 7.65	6.30 6.217 - 6.407	7.300	86M0606	86M0606A	86M0606V
	1.25	7.50	5.55				86M06075	86M06075A	86M06075V
	1.5	9.00	7.10				86M0609	86M0609A	86M0609V
	2.0	12.00	9.85				86M0612	86M0612A	86M0612V
	2.5	15.00	12.60				86M0615	86M0615A	86M0615V
	3.0	18.00	15.00				86M0618	86M0618A	86M0618V
M7x1.00	1.0	7.00	5.45	8.40 - 8.65	7.30 7.217 - 7.407	8.300	86M0707	86M0707A	86M0707V
	1.5	10.50	8.45				86M07105	86M07105A	86M07105V
	2.0	14.00	11.40				86M0714	86M0714A	86M0714V
	2.5	17.50	14.75				86M07175	86M07175A	86M07175V
	3.0	21.00	17.90				86M0721	86M0721A	86M0721V
M8x1.00	1.0	8.00	6.30	9.45 - 9.75	8.30 8.217 - 8.407	9.300	86M0808P100	86M0808P100A	86M0808P100V
	1.5	12.00	9.80				86M0812P100	86M0812P100A	86M0812P100V
	2.0	16.00	13.30				86M0816P100	86M0816P100A	86M0816P100V
	2.5	20.00	17.00				86M0820P100	86M0820P100A	86M0820P100V
	3.0	24.00	20.50				86M0824P100	86M0824P100A	86M0824P100V
M8x1.25	1.0	8.00	4.80	9.70 - 9.90	8.40 8.271 - 8.483	9.624	86M0808	86M0808A	86M0808V
	1.25	10.00	6.10				86M0810	86M0810A	86M0810V
	1.5	12.00	7.50				86M0812	86M0812A	86M0812V
	2.0	16.00	10.75				86M0816	86M0816A	86M0816V
	2.5	20.00	13.70				86M0820	86M0820A	86M0820V
	3.0	24.00	16.65				86M0824	86M0824A	86M0824V
M9x1.25	1.0	9.00	5.40	10.70 - 10.90	9.40 9.271 - 9.483	10.624	86M0909	86M0909A	86M0909V
	1.5	13.50	8.70				86M09135	86M09135A	86M09135V
	2.0	18.00	12.10				86M0918	86M0918A	86M0918V
	2.5	22.50	15.50				86M09225	86M09225A	86M09225V
	3.0	27.00	18.35				86M0927	86M0927A	86M0927V
M10x1.00	1.0	10.00	7.90	11.60 - 11.90	10.30 10.217 - 10.407	11.300	86M1010P100	86M1010P100A	86M1010P100V
	1.5	15.00	12.60				86M1015P100	86M1015P100A	86M1015P100V
	2.0	20.00	17.00				86M1020P100	86M1020P100A	86M1020P100V
	2.5	25.00	21.55				86M1025P100	86M1025P100A	86M1025P100V
	3.0	30.00	26.05				86M1030P100	86M1030P100A	86M1030P100V
M10x1.25	1.0	10.00	6.15	11.75 - 12.00	10.40 10.271 - 10.483	11.624	86M1010P125	86M1010P125A	86M1010P125V
	1.5	15.00	10.00				86M1015P125	86M1015P125A	86M1015P125V
	2.0	20.00	13.50				86M1020P125	86M1020P125A	86M1020P125V
	2.5	25.00	17.00				86M1025P125	86M1025P125A	86M1025P125V
	3.0	30.00	20.70				86M1030P125	86M1030P125A	86M1030P125V

# FILETTI RIPORTATI PASSO METRICO

## WIRE INSERTS METRIC PITCH



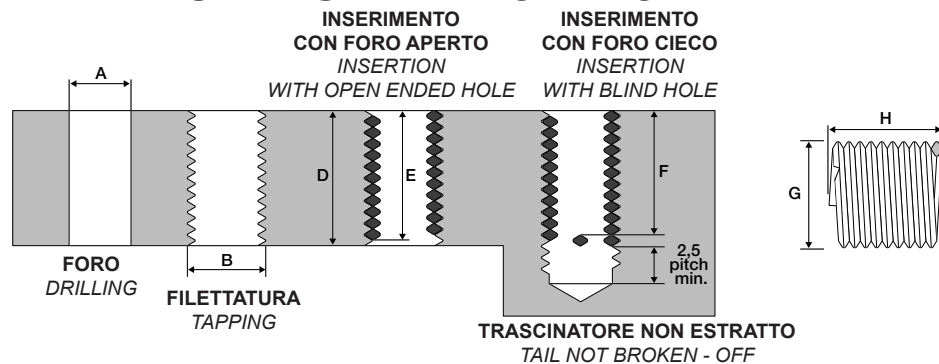
x Passo x Pitch	x d	D	H -0.25	G Ø Iniziale Ø Initial state Min - Max	A Ø Foro Ø Drill Min - Max	B Maschio / Tap	Codice standard Standard code	Codice autobloccante Self-locking code	Codice verde Green colour code
						Ø Est. min. Ø Ext. min.			
M10x1.50	1.0	10.00	5.00	12.05 - 12.35	10.50 10.324 + 10.56	11.948	86M1010	86M1010A	86M1010V
	1.25	12.50	6.50				86M10125	86M10125A	86M10125V
	1.5	15.00	8.10				86M1015	86M1015A	86M1015V
	2.0	20.00	11.25				86M1020	86M1020A	86M1020V
	2.5	25.00	14.25				86M1025	86M1025A	86M1025V
	3.0	30.00	17.25				86M1030	86M1030A	86M1030V
M11x1.50	1.0	11.00	5.60	13.05 - 13.35	11.50 11.324 - 11.56	12.948	86M1111	86M1111A	86M1111V
	1.5	16.50	9.00				86M11165	86M11165A	86M11165V
	2.0	22.00	12.35				86M1122	86M1122A	86M1122V
	2.5	27.50	15.75				86M11275	86M11275A	86M11275V
	3.0	33.00	18.95				86M1133	86M1133A	86M1133V
M12x1.00	1.0	12.00	9.75	13.70 - 14.10	12.30 12.217 - 12.407	13.300	86M1212P100	86M1212P100A	86M1212P100V
	1.5	18.00	15.20				86M1218P100	86M1218P100A	86M1218P100V
	2.0	24.00	20.50				86M1224P100	86M1224P100A	86M1224P100V
	2.5	30.00	25.95				86M1230P100	86M1230P100A	86M1230P100V
	3.0	36.00	31.30				86M1236P100	86M1236P100A	86M1236P100V
M12x1.25	1.0	12.00	7.75	13.75 - 14.05	12.40 12.271 - 12.483	13.624	86M1212P125	86M1212P125A	86M1212P125V
	1.5	18.00	12.15				86M1218P125	86M1218P125A	86M1218P125V
	2.0	24.00	16.65				86M1224P125	86M1224P125A	86M1224P125V
	2.5	30.00	21.15				86M1230P125	86M1230P125A	86M1230P125V
	3.0	36.00	26.65				86M1236P125	86M1236P125A	86M1236P125V
M12x1.50	1.0	12.00	6.30	14.10 - 14.40	12.50 12.324 - 12.56	13.948	86M1212P150	86M1212P150A	86M1212P150V
	1.5	18.00	10.00				86M1218P150	86M1218P150A	86M1218P150V
	2.0	24.00	13.80				86M1224P150	86M1224P150A	86M1224P150V
	2.5	30.00	16.00				86M1230P150	86M1230P150A	86M1230P150V
	3.0	36.00	21.25				86M1236P150	86M1236P150A	86M1236P150V
M12x1.75	0.75	9.00	3.70	14.35 - 14.60	12.50 12.379 - 12.644	14.274	86M1209	86M1209A	86M1209V
	1.0	12.00	5.20				86M1212	86M1212A	86M1212V
	1.25	15.00	6.90				86M1215	86M1215A	86M1215V
	1.5	18.00	8.40				86M1218	86M1218A	86M1218V
	2.0	24.00	11.75				86M1224	86M1224A	86M1224V
	2.5	30.00	14.75				86M1230	86M1230A	86M1230V
	3.0	36.00	18.05				86M1236	86M1236A	86M1236V

# FILETTI RIPORTATI PASSO METRICO


## WIRE INSERTS METRIC PITCH

# 6

21.36

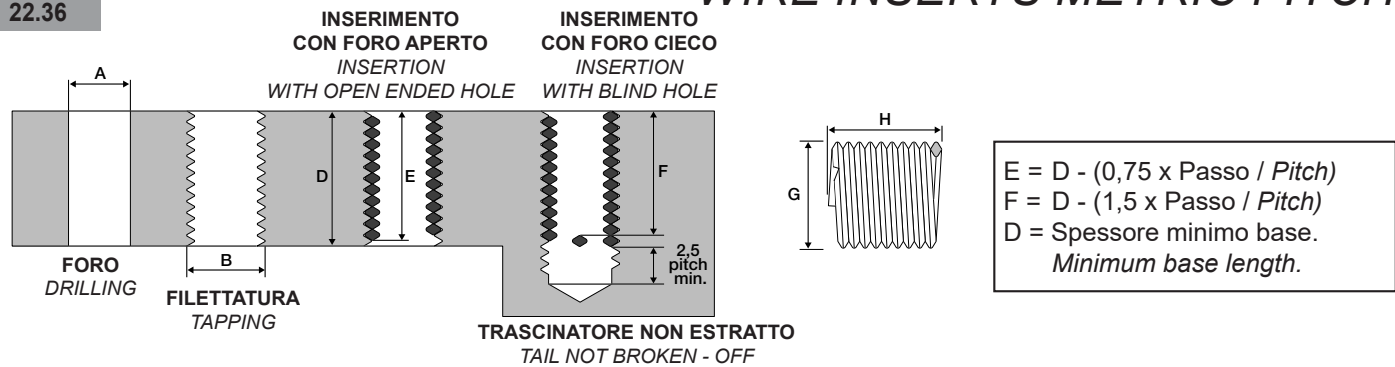



$E = D - (0,75 \times \text{Passo} / \text{Pitch})$   
 $F = D - (1,5 \times \text{Passo} / \text{Pitch})$   
 $D = \text{Spessore minimo base.}$   
*Minimum base length.*

 x Passo x Pitch	x d	D	H -0.25	G Ø Iniziale Ø Initial state Min - Max	A Ø Foro Ø Drill Min - Max	B Maschio / Tap	Codice standard <i>Standard code</i>	Codice autobloccante <i>Self-locking code</i>	Codice verde <i>Green colour code</i>
						Ø Est. min. Ø Ext. min.			
M14x1.25	0.75	10.50	6.20	16.25 - 16.65	14.40 14.270 - 14.48	15.620	86M14105P125	86M14105P125A	86M14105P125V
	1.00	14.00	8.40				86M1414P125	86M1414P125A	86M1414P125V
	1.5	21.00	13.30				86M1421P125	86M1421P125A	86M1421P125V
	2.0	28.00	18.20				86M1428P125	86M1428P125A	86M1428P125V
	2.5	35.00	23.10				86M1435P125	86M1435P125A	86M1435P125V
	3.0	42.00	28.00				86M1442P125	86M1442P125A	86M1442P125V
M14x1.50	0.75	10.50	5.40	16.25 - 16.65	14.50 14.324 - 14.56	15.948	86M14105P150	86M14105P150A	86M14105P150V
	1.00	14.00	7.50				86M1414P150	86M1414P150A	86M1414P150V
	1.5	21.00	11.85				86M1421P150	86M1421P150A	86M1421P150V
	2.0	28.00	16.15				86M1428P150	86M1428P150A	86M1428P150V
	2.5	35.00	20.10				86M1435P150	86M1435P150A	86M1435P150V
	3.0	42.00	24.55				86M1442P150	86M1442P150A	86M1442P150V
M14x2.00	0.75	10.50	4.00	16.80 - 17.15	14.50 14.433 - 14.733	16.598	86M14105	86M14105A	86M14105V
	1.0	14.00	5.60				86M1414	86M1414A	86M1414V
	1.25	17.50	7.20				86M14175	86M14175A	86M14175V
	1.5	21.00	8.80				86M1421	86M1421A	86M1421V
	2.0	28.00	12.00				86M1428	86M1428A	86M1428V
	2.5	35.00	15.20				86M1435	86M1435A	86M1435V
	3.0	42.00	18.40				86M1442	86M1442A	86M1442V
M16x1.50	0.75	12.00	6.50	18.40 - 18.80	16.50 16.324 - 16.56	17.948	86M1612P150	86M1612P150A	86M1612P150V
	1.0	16.00	9.00				86M1616P150	86M1616P150A	86M1616P150V
	1.25	20.00	11.35				86M1620P150	86M1620P150A	86M1620P150V
	1.5	24.00	13.85				86M1624P150	86M1624P150A	86M1624P150V
	2.0	32.00	18.70				86M1632P150	86M1632P150A	86M1632P150V
	2.5	40.00	23.65				86M1640P150	86M1640P150A	86M1640P150V
	3.0	48.00	28.50				86M1648P150	86M1648P150A	86M1648P150V
	M16x2.00	0.75	12.00				4.65	18.80 - 19.10	16.50 16.433 - 16.733
1.0		16.00	6.55	86M1616	86M1616A	86M1616V			
1.25		20.00	8.40	86M1620	86M1620A	86M1620V			
1.5		24.00	10.20	86M1624	86M1624A	86M1624V			
2.0		32.00	13.95	86M1632	86M1632A	86M1632V			
2.5		40.00	17.70	86M1640	86M1640A	86M1640V			
3.0		48.00	21.40	86M1648	86M1648A	86M1648V			

# FILETTI RIPORTATI PASSO METRICO

## WIRE INSERTS METRIC PITCH



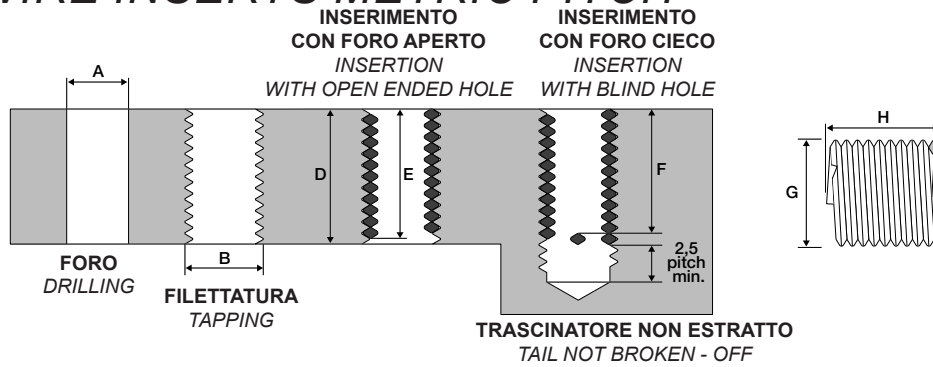
 x Passo x Pitch	x d	D	H -0.25	G Ø Iniziale Ø Initial state Min - Max	A Ø Foro Ø Drill Min - Max	B Maschio / Tap	Codice standard Standard code	Codice autobloccante Self-locking code	Codice verde Green colour code
						Ø Est. min. Ø Ext. min.			
M18x1.50	0.75	13.50	7.30	20.60 - 21.00	18.50 18.324 - 18.56	19.948	86M18135P150	86M18135P150A	86M18135P150V
	1.0	18.00	9.90				86M1818P150	86M1818P150A	86M1818P150V
	1.25	22.50	12.70				86M18225P150	86M18225P150A	86M18225P150V
	1.5	27.00	15.55				86M1827P150	86M1827P150A	86M1827P150V
	2.0	36.00	21.05				86M1836P150	86M1836P150A	86M1836P150V
M18x2.00	0.75	13.50	5.20	21.00 - 21.40	18.50 18.433 - 18.733	20.598	86M18135P200	86M18135P200A	86M18135P200V
	1.0	18.00	7.25				86M1818P200	86M1818P200A	86M1818P200V
	1.25	22.50	9.10				86M18225P200	86M18225P200A	86M18225P200V
	1.5	27.00	11.45				86M1827P200	86M1827P200A	86M1827P200V
	2.0	36.00	15.45				86M1836P200	86M1836P200A	86M1836P200V
M18x2.50	0.75	13.50	3.80	21.35 - 21.70	18.75 18.541 - 18.896	21.248	86M18135	86M18135A	86M18135V
	1.0	18.00	5.60				86M1818	86M1818A	86M1818V
	1.25	22.50	6.40				86M18225	86M18225A	86M18225V
	1.5	27.00	9.05				86M1827	86M1827A	86M1827V
	2.0	36.00	12.35				86M1836	86M1836A	86M1836V
M20x1.50	0.75	15.00	8.15	23.00 - 23.50	20.50 20.433 - 20.733	22.598	86M2015P150	86M2015P150A	86M2015P150V
	1.0	20.00	11.05				86M2020P150	86M2020P150A	86M2020P150V
	1.25	25.00	13.80				86M2025P150	86M2025P150A	86M2025P150V
	1.5	30.00	17.20				86M2030P150	86M2030P150A	86M2030P150V
	2.0	40.00	23.10				86M2040P150	86M2040P150A	86M2040P150V
M20x2.00	0.75	15.00	6.00	22.90 - 23.40	20.50 20.433 - 20.733	22.598	86M2015P200	86M2015P200A	86M2015P200V
	1.0	20.00	8.25				86M2020P200	86M2020P200A	86M2020P200V
	1.25	25.00	10.45				86M2025P200	86M2025P200A	86M2025P200V
	1.5	30.00	12.90				86M2030P200	86M2030P200A	86M2030P200V
	2.0	40.00	17.35				86M2040P200	86M2040P200A	86M2040P200V
M20x2.50	0.75	15.00	4.55	23.35 - 23.75	20.75 20.541 - 20.896	23.248	86M2015	86M2015A	86M2015V
	1.0	20.00	6.40				86M2020	86M2020A	86M2020V
	1.25	25.00	8.10				86M2025	86M2025A	86M2025V
	1.5	30.00	10.15				86M2030	86M2030A	86M2030V
	2.0	40.00	13.90				86M2040	86M2040A	86M2040V
M22x1.50	0.5	11.00	5.75	25.00 - 25.50	22.50 22.324 - 22.570	23.948	86M2211P150	86M2211P150A	86M2211P150V
	0.75	16.50	9.05				86M22165P150	86M22165P150A	86M22165P150V
	1.0	22.00	12.30				86M2222P150	86M2222P150A	86M2222P150V
	1.25	27.50	15.55				86M22275P150	86M22275P150A	86M22275P150V
	1.5	33.00	19.00				86M2233P150	86M2233P150A	86M2233P150V

# FILETTI RIPORTATI PASSO METRICO


## WIRE INSERTS METRIC PITCH

# 6

23.36



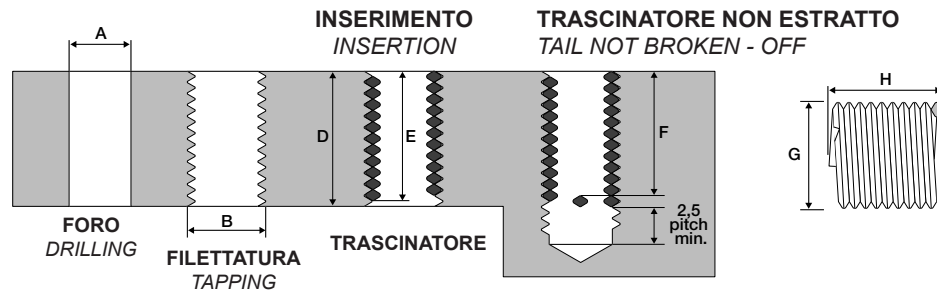
$E = D - (0,75 \times \text{Passo} / \text{Pitch})$   
 $F = D - (1,5 \times \text{Passo} / \text{Pitch})$   
 $D = \text{Spessore minimo base.}$   
*Minimum base length.*

 x Passo x Pitch	x d	D	H -0.25	G Ø Iniziale Ø Initial state Min - Max	A Ø Foro Ø Drill Min - Max	B Maschio / Tap	Codice standard  Standard code	Codice autobloccante  Self-locking code	Codice verde  Green colour code
						Ø Est. min. Ø Ext. min.			
M22x2.00	0.75	16.50	6.70	25.00 - 25.50	22.50 22.433 - 22.733	24.598	86M22165P200	86M22165P200A	86M22165P200V
	1.0	22.00	9.15				86M2222P200	86M2222P200A	86M2222P200V
	1.25	27.50	11.55				86M22275P200	86M22275P200A	86M22275P200V
	1.5	33.00	14.30				86M2233P200	86M2233P200A	86M2233P200V
	2.0	44.00	19.35				86M2244P200	86M2244P200A	86M2244P200V
M22x2.50	0.75	16.50	5.15	25.40 - 25.80	22.75 22.541 - 22.896	25.248	86M22165	86M22165A	86M22165V
	1.0	22.00	7.10				86M2222	86M2222A	86M2222V
	1.25	27.50	9.10				86M22275	86M22275A	86M22275V
	1.5	33.00	11.25				86M2233	86M2233A	86M2233V
	2.0	44.00	15.50				86M2244	86M2244A	86M2244V
M24x1.50	0.5	12.00	6.35	27.00 - 27.50	24.50 24.325 - 24.561	25.948	86M2412P150	86M2412P150A	86M2412P150V
	0.75	18.00	10.05				86M2418P150	86M2418P150A	86M2418P150V
	1.0	24.00	13.65				86M2424P150	86M2424P150A	86M2424P150V
	1.25	30.00	17.15				86M2430P150	86M2430P150A	86M2430P150V
	1.5	36.00	20.95				86M2436P150	86M2436P150A	86M2436P150V
M24x3.00	0.75	18.00	4.55	28.30 - 28.80	24.75 24.649 - 25.049	27.897	86M2418	86M2418A	86M2418V
	1.0	24.00	6.25				86M2424	86M2424A	86M2424V
	1.25	30.00	8.15				86M2430	86M2430A	86M2430V
	1.5	36.00	10.10				86M2436	86M2436A	86M2436V
	2.0	48.00	14.15				86M2448	86M2448A	86M2448V
M26x1.50	0.5	13.00	6.80	29.50 - 30.00	26.50 26.325 - 26.561	27.948	86M2613P150	86M2613P150A	86M2613P150V
	0.75	19.50	10.80				86M26195P150	86M26195P150A	86M26195P150V
	1.0	26.00	14.70				86M2626P150	86M2626P150A	86M2626P150V
	1.25	32.50	18.45				86M26325P150	86M26325P150A	86M26325P150V
	1.5	39.00	22.70				86M2639P150	86M2639P150A	86M2639P150V
M27x3.00	0.75	20.25	5.05	31.60 - 32.10	27.75 27.649 - 28.049	30.897	86M272025	86M272025A	86M272025V
	1.0	27.00	7.20				86M2727	86M2727A	86M2727V
	1.25	33.75	9.35				86M273375	86M273375A	86M273375V
	1.5	40.50	11.60				86M27405	86M27405A	86M27405V
	2.0	54.00	15.65				86M2754	86M2754A	86M2754V
M30x3.50	0.75	22.50	4.90	34.90 - 35.40	31.00 30.757 - 31.207	34.546	86M30225	86M30225A	86M30225V
	1.0	30.00	7.05				86M3030	86M3030A	86M3030V
	1.25	37.50	9.05				86M30375	86M30375A	86M30375V
	1.5	45.00	11.05				86M3045	86M3045A	86M3045V
	2.0	60.00	15.00				86M3060	86M3060A	86M3060V




# FILETTI RIPORTATI PASSO UNC

## WIRE INSERTS UNC PITCH



$E = D - (0,75 \times \text{Passo} / \text{Pitch})$   
 $F = D - (1,5 \times \text{Passo} / \text{Pitch})$   
 $D = \text{Spessore minimo base.}$   
*Minimum base length.*

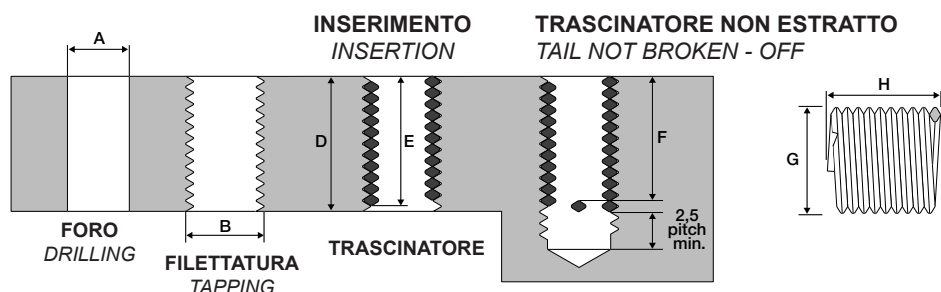
 x Passo x Pitch	x d	D		H -0.25	G Ø Iniziale Ø Initial state Min - Max Pollici - Inches mm	A Ø Foro Ø Drill Min - Max Pollici - Inches mm	B Maschio Tap Ø Est. min. Ext. min.	Codice standard Standard code	Codice autobloccante Self-locking code	Codice verde Green colour code
		Pollici Inches	mm							
<b>2-56</b> 2.18 x 0.453	1.0	0.086	2.2	3.00	0.110 - 0.116 2.80 - 2.95	0.0960 0.0899 - 0.0961 2.4 2.31 - 2.44	0.1118 2.84	862-56086UNC	862-56086UNCA	862-56086UNCV
	1.5	0.129	3.3	5.25						
	2.0	0.172	4.3	7.40						
	2.5	0.215	5.4	9.60						
	3.0	0.258	6.5	11.90						
<b>4-40</b> 2.84 x 0.635	1.0	0.112	2.9	2.75	0.142 - 0.154 3.60 - 3.90	0.1200 0.1175 - 0.1252 3.1 3.00 - 3.15	0.1445 3.67	864-40112UNC	864-40112UNCA	864-40112UNCV
	1.5	0.168	4.3	4.75						
	2.0	0.224	5.8	6.75						
	2.5	0.280	7.2	8.90						
	3.0	0.336	8.5	10.90						
<b>5-40</b> 3.17 x 0.635	1.0	0.125	3.2	3.25	0.157 - 0.167 4.00 - 4.25	0.1360 0.1305 - 0.1373 3.4 3.33 - 3.48	0.1575 4.00	865-40125UNC	865-40125UNCA	865-40125UNCV
	1.5	0.188	4.8	5.50						
	2.0	0.250	6.4	7.75						
	2.5	0.312	7.9	10.00						
	3.0	0.375	9.5	12.25						
<b>6-32</b> 3.51 x 0.794	1.0	0.138	3.5	2.75	0.177 - 0.187 4.50 - 4.75	0.1495 0.1448 - 0.1527 3.8 3.68 - 3.89	0.1787 4.54	866-32138UNC	866-32138UNCA	866-32138UNCV
	1.5	0.207	5.3	4.75						
	2.0	0.276	7.0	6.90						
	2.5	0.345	8.8	8.90						
	3.0	0.414	10.5	10.90						
<b>8-32</b> 4.17 x 0.794	1.0	0.164	4.2	3.50	0.205 - 0.215 5.20 - 5.45	0.1770 0.1708 - 0.1781 4.5 4.34 - 4.52	0.2047 5.20	868-32164UNC	868-32164UNCA	868-32164UNCV
	1.5	0.246	6.3	6.00						
	2.0	0.328	8.3	8.40						
	2.5	0.410	10.5	10.75						
	3.0	0.492	12.5	13.25						
<b>10-24</b> 4.83 x 1.058	1.0	0.190	4.8	2.90	0.244 - 0.256 6.20 - 6.50	0.2055 0.1990 - 0.2080 5.2 5.06 - 5.28	0.2441 6.20	8610-24190UNC	8610-24190UNCA	8610-24190UNCV
	1.5	0.285	7.2	5.00						
	2.0	0.380	9.6	7.10						
	2.5	0.475	12.1	9.25						
	3.0	0.570	14.5	11.40						
<b>1/4-20</b> 6.35 x 1.270	1.0	0.250	6.4	3.40	0.315 - 0.329 8.00 - 8.35	0.2660 0.2608 - 0.2704 6.8 6.62 - 6.86	0.3150 8.00	861/4-20250UNC	861/4-20250UNCA	861/4-20250UNCV
	1.5	0.375	9.5	5.75						
	2.0	0.500	12.7	8.00						
	2.5	0.625	15.9	10.40						
	3.0	0.750	19.0	12.75						

# FILETTI RIPORTATI PASSO UNC


## WIRE INSERTS UNC PITCH

# 6

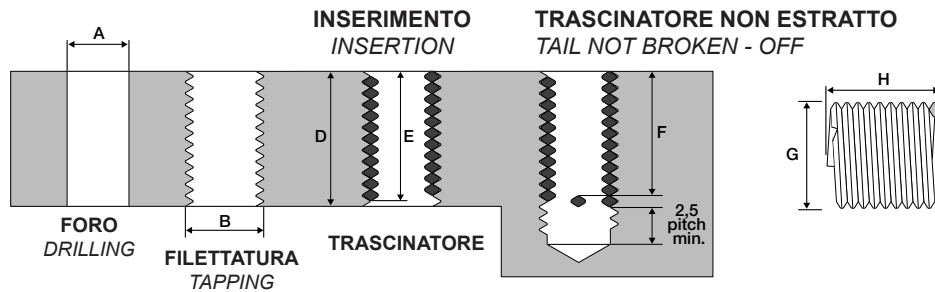
25.36




$E = D - (0,75 \times \text{Passo} / \text{Pitch})$   
 $F = D - (1,5 \times \text{Passo} / \text{Pitch})$   
 $D = \text{Spessore minimo base.}$   
*Minimum base length.*

 x Passo x Pitch	x d	D		H -0.25	G Ø Iniziale Ø Initial state Min - Max  Pollici - Inches mm	A Ø Foro Ø Drill Min - Max  Pollici - Inches mm	B Maschio Tap  Ø Est. min. Ext. min.	Codice standard  Standard code	Codice autobloccante  Self-locking code	Codice verde  Green colour code
		Pollici Inches	mm							
<b>5/16-18</b> 7.94 x 1.411	1.0	0.312	7.9	4.00	0.382 - 0.398 9.70 - 10.10	0.3320 0.3245 - 0.3342  8.4 8.24 - 8.49	0.3846 9.77	865/16-18312UNC	865/16-18312UNCA	865/16-18312UNCV
	1.5	0.469	11.9	6.60				865/16-18469UNC	865/16-18469UNCA	865/16-18469UNCV
	2.0	0.625	15.9	9.25				865/16-18625UNC	865/16-18625UNCA	865/16-18625UNCV
	2.5	0.781	19.8	11.90				865/16-18781UNC	865/16-18781UNCA	865/16-18781UNCV
	3.0	0.937	23.8	14.60				865/16-18937UNC	865/16-18937UNCA	865/16-18937UNCV
<b>3/8-16</b> 9.52 x 1.588	1.0	0.375	9.5	4.40	0.453 - 0.469 11.50 - 11.90	0.3970 0.3885 - 0.3987  10.1 9.89 - 10.12	0.4563 11.59	863/8-16375UNC	863/8-16375UNCA	863/8-16375UNCV
	1.5	0.562	14.3	7.25				863/8-16562UNC	863/8-16562UNCA	863/8-16562UNCV
	2.0	0.750	19.1	10.00				863/8-16750UNC	863/8-16750UNCA	863/8-16750UNCV
	2.5	0.937	23.8	12.90				863/8-16937UNC	863/8-16937UNCA	863/8-16937UNCV
	3.0	1.125	28.6	15.75				863/8-161125UNC	863/8-161125UNCA	863/8-161125UNCV
<b>7/16-14</b> 11.11 x 1.814	1.0	0.438	11.1	4.50	0.528 - 0.545 13.40 - 13.85	0.4531 0.4530 - 0.4639  11.7 11.51 - 11.78	0.5303 13.47	867/16-14438UNC	867/16-14438UNCA	867/16-14438UNCV
	1.5	0.656	16.7	7.40				867/16-14656UNC	867/16-14656UNCA	867/16-14656UNCV
	2.0	0.875	22.2	10.25				867/16-14875UNC	867/16-14875UNCA	867/16-14875UNCV
	2.5	1.094	27.8	13.10				867/16-141094UNC	867/16-141094UNCA	867/16-141094UNCV
	3.0	1.312	33.3	16.10				867/16-141312UNC	867/16-141312UNCA	867/16-141312UNCV
<b>1/2-13</b> 12.70 x 1.954	1.0	0.500	12.7	4.90	0.598 - 0.614 15.20 - 15.60	0.5312 0.5166 - 0.5273  13.2 13.12 - 13.40	0.6000 15.24	861/2-13500UNC	861/2-13500UNCA	861/2-13500UNCV
	1.5	0.750	19.1	7.90				861/2-13750UNC	861/2-13750UNCA	861/2-13750UNCV
	2.0	1.000	25.4	11.00				861/2-131000UNC	861/2-131000UNCA	861/2-131000UNCV
	2.5	1.250	31.8	14.10				861/2-131250UNC	861/2-131250UNCA	861/2-131250UNCV
	3.0	1.500	38.1	17.10				861/2-131500UNC	861/2-131500UNCA	861/2-131500UNCV
<b>9/16-12</b> 14.29 x 2.117	1.0	0.562	14.3	5.10	0.669 - 0.685 17.00 - 17.40	0.5938 0.5806 - 0.5918  15.0 14.75 - 15.03	0.6709 17.04	869/16-12562UNC	869/16-12562UNCA	869/16-12562UNCV
	1.5	0.844	21.5	8.25				869/16-12844UNC	869/16-12844UNCA	869/16-12844UNCV
	2.0	1.125	28.6	11.50				869/16-121125UNC	869/16-121125UNCA	869/16-121125UNCV
	2.5	1.406	35.7	14.75				869/16-121406UNC	869/16-121406UNCA	869/16-121406UNCV
	3.0	1.688	42.9	17.90				869/16-121688UNC	869/16-121688UNCA	869/16-121688UNCV
<b>5/8-11</b> 15.87 x 2.309	1.0	0.625	15.9	5.25	0.744 - 0.760 18.90 - 19.30	0.6562 0.6447 - 0.6564  16.6 16.38 - 16.68	0.7433 18.88	865/8-11625UNC	865/8-11625UNCA	865/8-11625UNCV
	1.5	0.937	23.8	8.50				865/8-11937UNC	865/8-11937UNCA	865/8-11937UNCV
	2.0	1.250	31.8	11.75				865/8-111250UNC	865/8-111250UNCA	865/8-111250UNCV
	2.5	1.562	39.7	15.00				865/8-111562UNC	865/8-111562UNCA	865/8-111562UNCV
	3.0	1.875	47.6	18.40				865/8-111875UNC	865/8-111875UNCA	865/8-111875UNCV
<b>3/4-10</b> 19.05 x 2.540	1.0	0.750	19.1	5.90	0.882 - 0.898 22.40 - 22.80	0.7812 0.7716 - 0.7838  19.8 19.60 - 19.91	0.8799 22.35	863/4-10750UNC	863/4-10750UNCA	863/4-10750UNCV
	1.5	1.125	28.6	9.40				863/4-101125UNC	863/4-101125UNCA	863/4-101125UNCV
	2.0	1.500	38.1	13.00				863/4-101500UNC	863/4-101500UNCA	863/4-101500UNCV
	2.5	1.875	47.6	16.50				863/4-101875UNC	863/4-101875UNCA	863/4-101875UNCV
	3.0	2.250	57.2	20.10				863/4-102250UNC	863/4-102250UNCA	863/4-102250UNCV

## FILETTI RIPORTATI PASSO UNC WIRE INSERTS UNC PITCH



$E = D - (0,75 \times \text{Passo} / \text{Pitch})$   
 $F = D - (1,5 \times \text{Passo} / \text{Pitch})$   
 $D = \text{Spessore minimo base.}$   
*Minimum base length.*

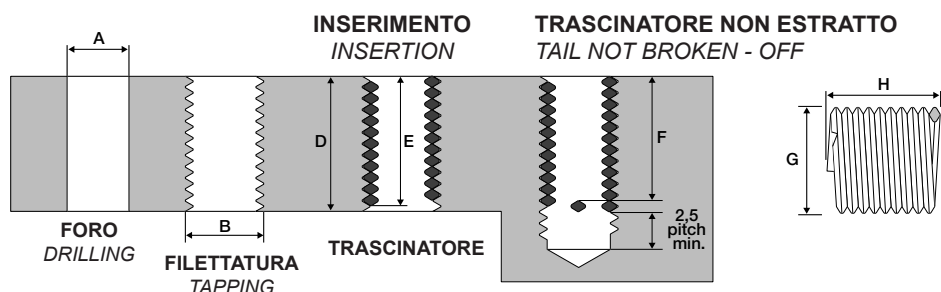
 x Passo x Pitch	x d	D		H -0.25	G Ø Iniziale Ø Initial state Min - Max Pollici - Inches mm		A Ø Foro Ø Drill Min - Max Pollici - Inches mm		B Maschio Tap Ø Est. min. Ext. min.		Codice standard Standard code	Codice autobloccante Self-locking code	Codice verde Green colour code
		Pollici Inches	mm		Pollici - Inches mm	Pollici - Inches mm	Pollici - Inches mm						
<b>7/8-9</b> 22.22 x 3.822	1.0	0.875	22.2	6.25	1.024 - 1.039 26.00 - 26.40	0.9062 0.8990 - 0.9119 23.0 22.84 - 23.18	1.0193 25.89	867/8-9875UNC	867/8-9875UNCA	867/8-9875UNCV			
	1.5	1.312	33.3	10.00				867/8-91312UNC	867/8-91312UNCA	867/8-91312UNCV			
	2.0	1.750	44.5	13.75				867/8-91750UNC	867/8-91750UNCA	867/8-91750UNCV			
	2.5	2.187	55.6	17.50				867/8-92187UNC	867/8-92187UNCA	867/8-92187UNCV			
	3.0	2.625	66.7	21.25				867/8-92625UNC	867/8-92625UNCA	867/8-92625UNCV			
<b>1"-8</b> 25.40 x 3.175	1.0	1.000	25.4	6.40	1.165 - 1.185 29.60 - 30.10	1.0312 1.0271 - 1.0421 26.4 26.09 - 26.47	1.1626 29.53	861"-81000UNC	861"-81000UNCA	861"-81000UNCV			
	1.5	1.500	38.1	10.10				861"-81500UNC	861"-81500UNCA	861"-81500UNCV			
	2.0	2.000	50.8	14.00				861"-82000UNC	861"-82000UNCA	861"-82000UNCV			
	2.5	2.500	63.5	17.75				861"-82500UNC	861"-82500UNCA	861"-82500UNCV			
	3.0	3.000	76.2	21.60				861"-83000UNC	861"-83000UNCA	861"-83000UNCV			
<b>1 1/8-7</b> 28.57 x 3.629	1.0	1.125	28.6	6.10	1.315 - 1.339 33.40 - 34.00	1.1719 1.1559 - 1.1730 29.5 29.36 - 29.74	1.3106 33.29	861 1/8-71125UNC	861 1/8-71125UNCA	861 1/8-71125UNCV			
	1.5	1.687	42.9	9.90				861 1/8-71687UNC	861 1/8-71687UNCA	861 1/8-71687UNCV			
	2.0	2.250	57.2	13.60				861 1/8-72250UNC	861 1/8-72250UNCA	861 1/8-72250UNCV			
	2.5	2.812	71.4	17.50				861 1/8-72812UNC	861 1/8-72812UNCA	861 1/8-72812UNCV			
	3.0	3.375	85.7	21.25				861 1/8-73375UNC	861 1/8-73375UNCA	861 1/8-73375UNCV			
<b>1 1/4-7</b> 31.75 x 3.629	1.0	1.250	31.8	7.00	1.441 - 1.465 36.60 - 37.20	1.2969 1.2809 - 1.2980 32.8 32.54 - 32.92	1.4354 36.46	861 1/4-71250UNC	861 1/4-71250UNCA	861 1/4-71250UNCV			
	1.5	1.875	47.6	11.25				861 1/4-71875UNC	861 1/4-71875UNCA	861 1/4-71875UNCV			
	2.0	2.500	63.5	15.40				861 1/4-72500UNC	861 1/4-72500UNCA	861 1/4-72500UNCV			
	2.5	3.125	79.4	19.55				861 1/4-73125UNC	861 1/4-73125UNCA	861 1/4-73125UNCV			
	3.0	3.750	95.3	23.80				861 1/4-73750UNC	861 1/4-73750UNCA	861 1/4-73750UNCV			
<b>1 3/8-6</b> 34.92 x 4.234	1.0	1.375	34.9	6.50	1.594 - 1.622 40.50 - 41.20	1.4219 1.4110 - 1.4310 36.3 35.84 - 36.35	1.5913 40.42	861 3/8-61375UNC	861 3/8-61375UNCA	861 3/8-61375UNCV			
	1.5	2.062	52.4	10.50				861 3/8-62062UNC	861 3/8-62062UNCA	861 3/8-62062UNCV			
	2.0	2.750	69.9	14.40				861 3/8-62750UNC	861 3/8-62750UNCA	861 3/8-62750UNCV			
	2.5	3.437	87.3	18.45				861 3/8-63437UNC	861 3/8-63437UNCA	861 3/8-63437UNCV			
	3.0	4.125	104.8	22.30				861 3/8-64125UNC	861 3/8-64125UNCA	861 3/8-64125UNCV			
<b>1 1/2-6</b> 38.10 x 4.234	1.0	1.500	38.1	7.20	1.724 - 1.748 43.80 - 44.40	1.5469 1.5360 - 1.5560 39.5 39.02 - 39.53	1.7165 43.60	861 1/2-61500UNC	861 1/2-61500UNCA	861 1/2-61500UNCV			
	1.5	2.250	57.2	11.50				861 1/2-62250UNC	861 1/2-62250UNCA	861 1/2-62250UNCV			
	2.0	3.000	76.2	15.90				861 1/2-63000UNC	861 1/2-63000UNCA	861 1/2-63000UNCV			
	2.5	3.750	95.3	20.15				861 1/2-63750UNC	861 1/2-63750UNCA	861 1/2-63750UNCV			
	3.0	4.500	114.3	24.55				861 1/2-64500UNC	861 1/2-64500UNCA	861 1/2-64500UNCV			

# FILETTI RIPORTATI PASSO UNF


## WIRE INSERTS UNF PITCH

# 6

27.36

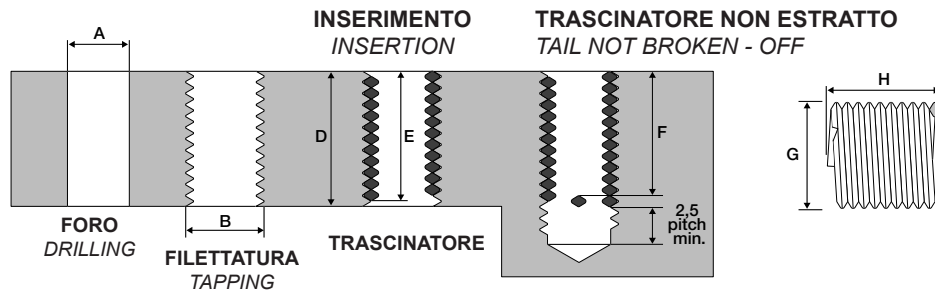


$E = D - (0,75 \times \text{Passo} / \text{Pitch})$   
 $F = D - (1,5 \times \text{Passo} / \text{Pitch})$   
 $D = \text{Spessore minimo base.}$   
*Minimum base length.*


 x Passo x Pitch	x d	D		H -0.25	G Ø Iniziale Ø Initial state Min - Max Pollici - Inches mm	A Ø Foro Ø Drill Min - Max Pollici - Inches mm	B Maschio Tap Ø Est. min. Ext. min.	Codice standard	Codice autobloccante	Codice verde
		Pollici Inches	mm					Standard code	Self-locking code	Green colour code
<b>6-40</b> 3.51 x 0.635	1.0	0.138	3.5	3.55	0.173 - 0.181 4.40 - 4.60	0.1495 0.1435 - 0.1503 3.7 3.66 - 3.81	0.1705 4.33	866-40138UNF	866-40138UNFA	866-40138UNFV
	1.5	0.207	5.3	6.10				866-40207UNF	866-40207UNFA	866-40207UNFV
	2.0	0.276	7.0	8.55				866-40276UNF	866-40276UNFA	866-40276UNFV
	2.5	0.345	8.8	10.95				866-40345UNF	866-40345UNFA	866-40345UNFV
	3.0	0.414	10.5	13.55				866-40414UNF	866-40414UNFA	866-40414UNFV
<b>8-36</b> 4.16 x 0.705	1.0	0.164	4.2	4.00	0.203 - 0.211 5.15 - 5.35	0.1770 0.1701 - 0.1771 4.4 4.32 - 4.47	0.2000 5.08	868-36164UNF	868-36164UNFA	868-36164UNFV
	1.5	0.246	6.3	6.70				868-36246UNF	868-36246UNFA	868-36246UNFV
	2.0	0.328	8.3	9.35				868-36328UNF	868-36328UNFA	868-36328UNFV
	2.5	0.410	10.5	11.90				868-36410UNF	868-36410UNFA	868-36410UNFV
	3.0	0.492	12.5	14.65				868-36492UNF	868-36492UNFA	868-36492UNFV
<b>10-32</b> 4.83 x 0.794	1.0	0.190	4.8	4.20	0.234 - 0.244 5.95 - 6.20	0.2031 0.1968 - 0.2041 5.1 5.00 - 5.16	0.2307 5.86	8610-32190UNF	8610-32190UNFA	8610-32190UNFV
	1.5	0.285	7.2	7.05				8610-32285UNF	8610-32285UNFA	8610-32285UNFV
	2.0	0.380	9.6	9.75				8610-32380UNF	8610-32380UNFA	8610-32380UNFV
	2.5	0.475	12.1	12.55				8610-32475UNF	8610-32475UNFA	8610-32475UNFV
	3.0	0.570	14.5	15.25				8610-32570UNF	8610-32570UNFA	8610-32570UNFV
<b>1/4-28</b> 6.35 x 0.907	1.0	0.250	6.4	5.10	0.301 - 0.315 7.65 - 8.00	0.2638 0.2577 - 0.2646 6.7 6.55 - 6.72	0.3012 7.53	861/4-28250UNF	861/4-28250UNFA	861/4-28250UNFV
	1.5	0.375	9.5	8.40				861/4-28375UNF	861/4-28375UNFA	861/4-28375UNFV
	2.0	0.500	12.7	11.60				861/4-28500UNF	861/4-28500UNFA	861/4-28500UNFV
	2.5	0.625	15.9	14.75				861/4-28625UNF	861/4-28625UNFA	861/4-28625UNFV
	3.0	0.750	19.0	17.95				861/4-28750UNF	861/4-28750UNFA	861/4-28750UNFV
<b>5/16-24</b> 7.94 x 1.058	1.0	0.312	7.9	5.65	0.372 - 0.382 9.45 - 9.70	0.3281 0.3215 - 0.3288 8.2 8.17 - 8.35	0.3665 9.31	865/16-24312UNF	865/16-24312UNFA	865/16-24312UNFV
	1.5	0.469	11.9	9.15				865/16-24469UNF	865/16-24469UNFA	865/16-24469UNFV
	2.0	0.625	15.9	12.55				865/16-24625UNF	865/16-24625UNFA	865/16-24625UNFV
	2.5	0.781	19.8	16.00				865/16-24781UNF	865/16-24781UNFA	865/16-24781UNFV
	3.0	0.937	23.8	19.50				865/16-24937UNF	865/16-24937UNFA	865/16-24937UNFV
<b>3/8-24</b> 9.52 x 1.058	1.0	0.375	9.5	7.10	0.437 - 0.457 11.10 - 11.60	0.3906 0.3840 - 0.3910 9.8 9.75 - 9.93	0.4291 10.90	863/8-24375UNF	863/8-24375UNFA	863/8-24375UNFV
	1.5	0.562	14.3	11.30				863/8-24562UNF	863/8-24562UNFA	863/8-24562UNFV
	2.0	0.750	19.1	15.40				863/8-24750UNF	863/8-24750UNFA	863/8-24750UNFV
	2.5	0.938	23.8	19.60				863/8-24938UNF	863/8-24938UNFA	863/8-24938UNFV
	3.0	1.125	28.6	23.75				863/8-241125UNF	863/8-241125UNFA	863/8-241125UNFV
<b>7/16-20</b> 11.11 x 1.270	1.0	0.438	11.1	6.85	0.508 - 0.524 12.90 - 13.30	0.4531 0.4483 - 0.4561 11.5 11.39 - 11.59	0.5024 12.76	867/16-20438UNF	867/16-20438UNFA	867/16-20438UNFV
	1.5	0.656	16.7	11.00				867/16-20656UNF	867/16-20656UNFA	867/16-20656UNFV
	2.0	0.875	22.2	15.15				867/16-20875UNF	867/16-20875UNFA	867/16-20875UNFV
	2.5	1.094	27.8	19.20				867/16-201094UNF	867/16-201094UNFA	867/16-201094UNFV
	3.0	1.312	33.3	23.35				867/16-201312UNF	867/16-201312UNFA	867/16-201312UNFV

# FILETTI RIPORTATI PASSO UNF

## WIRE INSERTS UNF PITCH



$E = D - (0,75 \times \text{Passo} / \text{Pitch})$   
 $F = D - (1,5 \times \text{Passo} / \text{Pitch})$   
 $D = \text{Spessore minimo base.}$   
*Minimum base length.*

 x Passo x Pitch	x d	D		H -0.25	G Ø Iniziale Ø Initial state Min - Max Pollici - Inches mm	A Ø Foro Ø Drill Min - Max Pollici - Inches mm	B Maschio Tap Ø Est. min. Ext. min.	Codice standard	Codice autobloccante	Codice verde
		Pollici Inches	mm					Standard code	Self-locking code	Green colour code
<b>1/2-20</b> 12.70 x 1.270	1.0	0.500	12.7	8.20	0.571 - 0.587 14.50 - 14.90	0.5156 0.5108 - 0.5186 13.1 12.97 - 13.17	0.5650 14.35	861/2-20500UNF	861/2-20500UNFA	861/2-20500UNFV
	1.5	0.750	19.1	12.90				861/2-20750UNF	861/2-20750UNFA	861/2-20750UNFV
	2.0	1.000	25.4	17.60				861/2-201000UNF	861/2-201000UNFA	861/2-201000UNFV
	2.5	1.250	31.8	22.30				861/2-201250UNF	861/2-201250UNFA	861/2-201250UNFV
	3.0	1.500	38.1	27.00				861/2-201500UNF	861/2-201500UNFA	861/2-201500UNFV
<b>9/16-18</b> 14.29 x 1.411	1.0	0.562	14.3	8.20	0.646 - 0.665 16.40 - 16.90	0.5781 0.5745 - 0.5826 14.7 14.59 - 14.79	0.6346 16.12	869/16-18562UNF	869/16-18562UNFA	869/16-18562UNFV
	1.5	0.844	21.5	12.85				869/16-18844UNF	869/16-18844UNFA	869/16-18844UNFV
	2.0	1.125	28.6	17.60				869/16-181125UNF	869/16-181125UNFA	869/16-181125UNFV
	2.5	1.406	35.7	22.40				869/16-181406UNF	869/16-181406UNFA	869/16-181406UNFV
	3.0	1.687	42.9	27.05				869/16-181687UNF	869/16-181687UNFA	869/16-181687UNFV
<b>5/8-18</b> 15.88 x 1.411	1.0	0.625	15.9	9.20	0.717 - 0.732 18.20 - 18.60	0.6406 0.6370 - 0.6451 16.3 16.18 - 16.38	0.6972 17.71	865/8-18625UNF	865/8-18625UNFA	865/8-18625UNFV
	1.5	0.937	23.8	14.40				865/8-18937UNF	865/8-18937UNFA	865/8-18937UNFV
	2.0	1.250	31.8	19.65				865/8-181250UNF	865/8-181250UNFA	865/8-181250UNFV
	2.5	1.562	39.7	24.75				865/8-181562UNF	865/8-181562UNFA	865/8-181562UNFV
	3.0	1.875	47.6	30.05				865/8-181875UNF	865/8-181875UNFA	865/8-181875UNFV
<b>3/4-16</b> 19.05 x 1.588	1.0	0.750	19.1	10.00	0.850 - 0.870 21.60 - 22.10	0.7656 0.7635 - 0.7720 19.5 19.39 - 19.60	0.8311 21.11	863/4-16750UNF	863/4-16750UNFA	863/4-16750UNFV
	1.5	1.125	28.6	15.55				863/4-161125UNF	863/4-161125UNFA	863/4-161125UNFV
	2.0	1.500	38.1	21.15				863/4-161500UNF	863/4-161500UNFA	863/4-161500UNFV
	2.5	1.875	47.7	26.70				863/4-161875UNF	863/4-161875UNFA	863/4-161875UNFV
	3.0	2.250	57.2	32.35				863/4-162250UNF	863/4-162250UNFA	863/4-162250UNFV
<b>7/8-14</b> 22.22 x 1.814	1.0	0.875	22.2	10.30	0.984 - 1.008 25.00 - 25.60	0.8906 0.8905 - 0.8994 22.7 22.62 - 22.84	0.9677 24.58	867/8-14875UNF	867/8-14875UNFA	867/8-14875UNFV
	1.5	1.312	33.3	16.10				867/8-141312UNF	867/8-141312UNFA	867/8-141312UNFV
	2.0	1.750	44.5	21.90				867/8-141750UNF	867/8-141750UNFA	867/8-141750UNFV
	2.5	2.187	55.6	27.65				867/8-142187UNF	867/8-142187UNFA	867/8-142187UNFV
	3.0	2.625	66.7	33.50				867/8-142625UNF	867/8-142625UNFA	867/8-142625UNFV

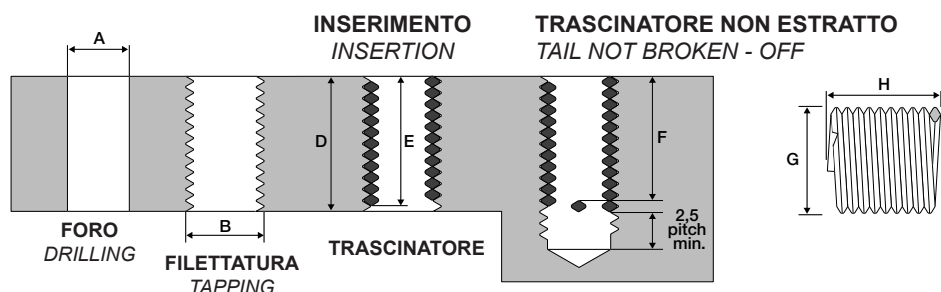


# FILETTI RIPORTATI PASSO BSP

## WIRE INSERTS BSP PITCH

# 6


29.36



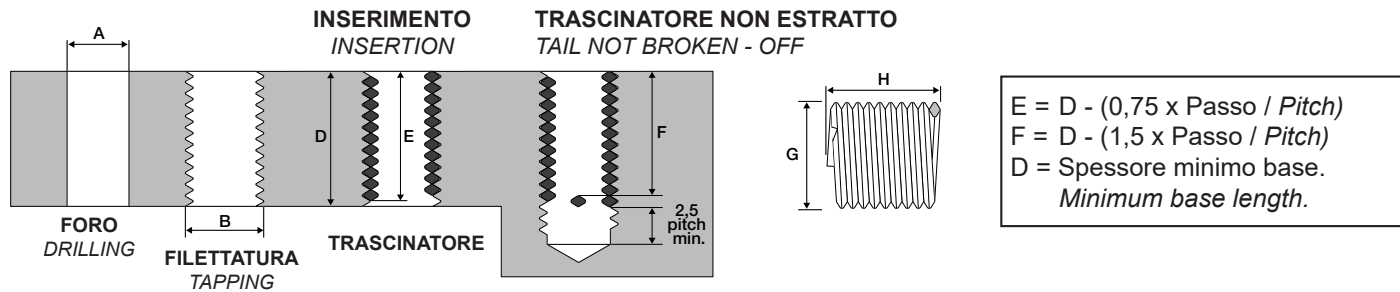
$$E = D - (0,75 \times \text{Passo} / \text{Pitch})$$


$$F = D - (1,5 \times \text{Passo} / \text{Pitch})$$

D = Spessore minimo base.  
Minimum base length.

 x Passo x Pitch	x d	D mm	H -0.25	G Ø Iniziale Ø Initial state Min - Max mm - mm	A Ø Foro / Ø Drill Min - Max mm - mm	B Maschio Tap	Codice standard Standard code	Codice verde Green colour code
						Ø Est. min. Ext. min.		
<b>1/8-28</b> 9.728 x 0.907	1.5	4.8	3.70	11.2 - 11.6	10.1 9.91 - 10.16	10.82	861/8-2848BSP	861/8-2848BSPV
	2.0	6.4	5.20				861/8-2864BSP	861/8-2864BSPV
	2.5	7.9	6.85				861/8-2879BSP	861/8-2879BSPV
	3.0	9.5	8.40				861/8-2895BSP	861/8-2895BSPV
<b>1/4-19</b> 13.157 x 1.337	1.5	9.5	5.45	15.2 - 15.7	13.7 13.46 - 13.72	14.74	861/4-1995BSP	861/4-1995BSPV
	2.0	12.7	7.60				861/4-19127BSP	861/4-19127BSPV
	2.5	15.9	9.90				861/4-19159BSP	861/4-19159BSPV
	3.0	19.0	12.15				861/4-19190BSP	861/4-19190BSPV
<b>3/8-19</b> 16.662 x 1.337	1.0	9.5	5.40	19.0 - 19.5	17.2 17.02 - 17.27	18.25	863/8-1995BSP	863/8-1995BSPV
	1.5	14.3	8.70				863/8-19143BSP	863/8-19143BSPV
	2.0	19.1	12.10				863/8-19191BSP	863/8-19191BSPV
	2.5	23.8	15.35				863/8-19238BSP	863/8-19238BSPV
<b>1/2-14</b> 20.955 x 1.814	1.0	12.7	5.40	23.7 - 24.3	21.5 21.34 - 21.59	23.09	861/2-14127BSP	861/2-14127BSPV
	1.5	19.1	8.70				861/2-14191BSP	861/2-14191BSPV
	2.0	25.4	12.00				861/2-14254BSP	861/2-14254BSPV
	2.5	31.8	15.35				861/2-14318BSP	861/2-14318BSPV
<b>5/8-14</b> 22.911 x 1.814	1.0	15.9	7.05	25.6 - 26.3	23.5 23.24 - 23.55	25.05	865/8-14159BSP	865/8-14159BSPV
	1.5	23.8	11.25				865/8-14238BSP	865/8-14238BSPV
	2.0	31.8	15.40				865/8-14318BSP	865/8-14318BSPV
	2.5	39.7	19.60				865/8-14397BSP	865/8-14397BSPV
<b>3/4-14</b> 26.441 x 1.814	1.0	19.1	8.70	29.3 - 30.0	27.0 26.75 - 27.08	28.59	863/4-14191BSP	863/4-14191BSPV
	1.5	28.6	13.60				863/4-14286BSP	863/4-14286BSPV
	2.0	38.1	18.80				863/4-14381BSP	863/4-14381BSPV
	2.5	47.6	23.80				863/4-14476BSP	863/4-14476BSPV
<b>7/8-14</b> 30.201 x 1.814	1.0	22.2	10.35	33.3 - 34.0	30.7 30.48 - 30.81	32.35	867/8-14222BSP	867/8-14222BSPV
	1.5	33.3	16.20				867/8-14333BSP	867/8-14333BSPV
	2.0	44.5	22.10				867/8-14445BSP	867/8-14445BSPV
<b>1"-11</b> 33.249 x 2.309	1.0	25.4	9.20	37.0 - 37.8	33.7 33.53 - 33.91	35.96	861~-11254BSP	861~-11254BSPV
	1.5	38.1	14.40				861~-11381BSP	861~-11381BSPV
	2.0	50.8	19.60				861~-11508BSP	861~-11508BSPV

## FILETTI RIPORTATI PASSO BSW WIRE INSERTS BSW PITCH



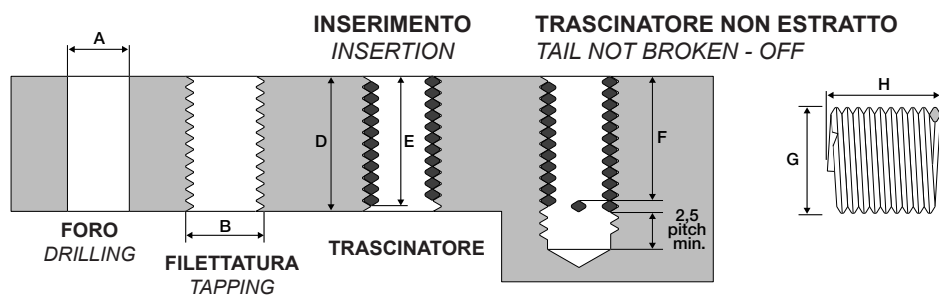
 x Passo x Pitch	x d	D	H -0.25	G Ø Iniziale Ø Initial state Min - Max	A Ø Foro / Ø Drill Min - Max mm - mm	B Maschio Tap	Codice standard Standard code	Codice autobloccante Self-locking code	Codice verde Green colour code
						Ø Est. min. Ø Ext. min.			
1/4-20 6.350x1.270	1.0	6.4	3.40	7.9 - 8.2	6.7 6.63 - 6.78	7.84	861/4-2064BSW	861/4-2064BSWA	861/4-2064BSWV
	1.5	9.5	5.80				861/4-2095BSW	861/4-2095BSWA	861/4-2095BSWV
	2.0	12.7	8.10				861/4-20127BSW	861/4-20127BSWA	861/4-20127BSWV
	2.5	15.9	10.50				861/4-20159BSW	861/4-20159BSWA	861/4-20159BSWV
5/16-18 7.938x1.411	1.0	7.9	4.10	9.7 - 10.1	8.5 8.33 - 8.48	9.59	865/16-1879BSW	865/16-1879BSWA	865/16-1879BSWV
	1.5	11.9	6.70				865/16-18119BSW	865/16-18119BSWA	865/16-18119BSWV
	2.0	15.9	9.40				865/16-18159BSW	865/16-18159BSWA	865/16-18159BSWV
	2.5	19.8	12.00				865/16-18198BSW	865/16-18198BSWA	865/16-18198BSWV
3/8-16 9.525x1.588	1.0	9.5	4.50	11.5 - 11.9	10.1 9.91 - 10.11	11.39	863/8-1695BSW	863/8-1695BSWA	863/8-1695BSWV
	1.5	14.3	7.30				863/8-16143BSW	863/8-16143BSWA	863/8-16143BSWV
	2.0	19.1	10.20				863/8-16191BSW	863/8-16191BSWA	863/8-16191BSWV
	2.5	23.8	13.00				863/8-16238BSW	863/8-16238BSWA	863/8-16238BSWV
7/16-14 11.113x1.814	1.0	11.1	4.65	13.35 - 13.8	11.7 11.51 - 11.76	13.24	867/16-14111BSW	867/16-14111BSWA	867/16-14111BSWV
	1.5	16.7	7.65				867/16-14167BSW	867/16-14167BSWA	867/16-14167BSWV
	2.0	22.2	10.50				867/16-14222BSW	867/16-14222BSWA	867/16-14222BSWV
	2.5	27.8	13.45				867/16-14278BSW	867/16-14278BSWA	867/16-14278BSWV
1/2-12 12.700x2.117	1.0	12.7	4.40	15.3 - 15.7	13.2 13.08 - 13.34	15.17	861/2-12127BSW	861/2-12127BSWA	861/2-12127BSWV
	1.5	19.1	7.35				861/2-12191BSW	861/2-12191BSWA	861/2-12191BSWV
	2.0	25.4	10.15				861/2-12254BSW	861/2-12254BSWA	861/2-12254BSWV
	2.5	31.8	13.05				861/2-12318BSW	861/2-12318BSWA	861/2-12318BSWV
9/16-12 14.290x2.117	1.0	14.3	5.20	16.9 - 17.3	14.7 14.68 - 14.94	16.76	869/16-12143BSW	869/16-12143BSWA	869/16-12143BSWV
	1.5	21.5	8.45				869/16-12215BSW	869/16-12215BSWA	869/16-12215BSWV
	2.0	28.6	11.65				869/16-12286BSW	869/16-12286BSWA	869/16-12286BSWV
	2.5	35.7	14.85				869/16-12357BSW	869/16-12357BSWA	869/16-12357BSWV
5/8-11 15.876x2.309	1.0	15.9	5.45	18.7 - 19.1	16.6 16.59 - 16.84	18.57	865/8-11159BSW	865/8-11159BSWA	865/8-11159BSWV
	1.5	23.8	8.75				865/8-11238BSW	865/8-11238BSWA	865/8-11238BSWV
	2.0	31.8	12.00				865/8-11318BSW	865/8-11318BSWA	865/8-11318BSWV
	2.5	39.7	15.45				865/8-11397BSW	865/8-11397BSWA	865/8-11397BSWV
3/4-10 19.051x2.540	1.0	19.1	6.05	22.2 - 22.6	20.0 19.84 - 20.09	22.02	863/4-10191BSW	863/4-10191BSWA	863/4-10191BSWV
	1.5	28.6	9.65				863/4-10286BSW	863/4-10286BSWA	863/4-10286BSWV
	2.0	38.1	13.30				863/4-10381BSW	863/4-10381BSWA	863/4-10381BSWV
	2.5	47.6	16.95				863/4-10476BSW	863/4-10476BSWA	863/4-10476BSWV
7/8-9 22.226x2.822	1.0	22.2	6.45	25.7 - 26.2	23.0 23.01 - 23.27	25.52	867/8-9222BSW	867/8-9222BSWA	867/8-9222BSWV
	1.5	33.3	10.20				867/8-9333BSW	867/8-9333BSWA	867/8-9333BSWV
	2.0	44.5	14.05				867/8-9445BSW	867/8-9445BSWA	867/8-9445BSWV
	2.5	55.6	17.90				867/8-9556BSW	867/8-9556BSWA	867/8-9556BSWV
1"-8 25.400x3.175	1.0	25.4	6.55	29.3 - 29.8	26.5 26.19 - 26.52	29.10	861~-8254BSW	861~-8254BSWA	861~-8254BSWV
	1.5	38.1	10.30				861~-8381BSW	861~-8381BSWA	861~-8381BSWV
	2.0	50.8	14.20				861~-8508BSW	861~-8508BSWA	861~-8508BSWV
	2.5	63.5	18.05				861~-8635BSW	861~-8635BSWA	861~-8635BSWV

# FILETTI RIPORTATI PASSO BSF


## WIRE INSERTS BSF PITCH

# 6

31.36



$E = D - (0,75 \times \text{Passo} / \text{Pitch})$   
 $F = D - (1,5 \times \text{Passo} / \text{Pitch})$   
 $D = \text{Spessore minimo base.}$   
*Minimum base length.*

 x Passo x Pitch	x d	D	H -0.25	G Ø Iniziale Ø Initial state Min - Max	A Ø Foro / Ø Drill Min - Max mm - mm	B Maschio Tap	Codice standard Standard code	Codice autobloccante Self-locking code	Codice verde Green colour code
						Ø Est. min. Ø Ext. min.			
<b>1/4-26</b> 6.350x0.977	1.0	6.4	4.75	7.6 - 7.9	6.7 6.53 - 6.71	7.51	861/4-2664BSF	861/4-2664BSFA	861/4-2664BSFV
	1.5	9.5	7.90				861/4-2695BSF	861/4-2695BSFA	861/4-2695BSFV
	2.0	12.7	10.80				861/4-26127BSF	861/4-26127BSFA	861/4-26127BSFV
	2.5	15.9	13.90				861/4-26159BSF	861/4-26159BSFA	861/4-26159BSFV
<b>5/16-22</b> 7.938x1.156	1.0	7.9	5.15	9.5 - 9.8	8.3 8.20 - 8.38	9.30	865/16-2279BSF	865/16-2279BSFA	865/16-2279BSFV
	1.5	11.9	8.35				865/16-22119BSF	865/16-22119BSFA	865/16-22119BSFV
	2.0	15.9	11.55				865/16-22159BSF	865/16-22159BSFA	865/16-22159BSFV
	2.5	19.8	14.75				865/16-22198BSF	865/16-22198BSFA	865/16-22198BSFV
<b>3/8-20</b> 9.525x1.270	1.0	9.5	5.85	11.1 - 11.4	9.9 9.78 - 9.96	11.02	863/8-2095BSF	863/8-2095BSFA	863/8-2095BSFV
	1.5	14.3	9.40				863/8-20143BSF	863/8-20143BSFA	863/8-20143BSFV
	2.0	19.1	12.95				863/8-20191BSF	863/8-20191BSFA	863/8-20191BSFV
	2.5	23.8	20.05				863/8-20238BSF	863/8-20238BSFA	863/8-20238BSFV
<b>7/16-18</b> 11.113x1.411	1.0	11.1	6.15	13.0 - 13.4	11.5 11.43 - 11.63	12.78	867/16-18111BSF	867/16-18111BSFA	867/16-18111BSFV
	1.5	16.7	9.90				867/16-18167BSF	867/16-18167BSFA	867/16-18167BSFV
	2.0	22.2	13.70				867/16-18222BSF	867/16-18222BSFA	867/16-18222BSFV
	2.5	27.8	17.35				867/16-18278BSF	867/16-18278BSFA	867/16-18278BSFV
<b>1/2-16</b> 12.700x1.588	1.0	12.7	6.35	14.8 - 15.3	13.2 13.03 - 13.26	14.57	861/2-16127BSF	861/2-16127BSFA	861/2-16127BSFV
	1.5	19.1	10.15				861/2-16191BSF	861/2-16191BSFA	861/2-16191BSFV
	2.0	25.4	13.90				861/2-16254BSF	861/2-16254BSFA	861/2-16254BSFV
	2.5	31.8	17.70				861/2-16318BSF	861/2-16318BSFA	861/2-16318BSFV
<b>9/16-16</b> 14.288x1.588	1.0	14.3	7.30	16.5 - 17.0	14.7 14.66 - 14.88	16.16	869/16-16143BSF	869/16-16143BSFA	869/16-16143BSFV
	1.5	21.5	11.55				869/16-16215BSF	869/16-16215BSFA	869/16-16215BSFV
	2.0	28.6	15.70				869/16-16286BSF	869/16-16286BSFA	869/16-16286BSFV
	2.5	35.7	20.10				869/16-16357BSF	869/16-16357BSFA	869/16-16357BSFV
<b>5/8-14</b> 15.875x1.814	1.0	15.9	7.10	18.3 - 18.9	16.4 16.26 - 16.49	18.01	865/8-14159BSF	865/8-14159BSFA	865/8-14159BSFV
	1.5	23.8	11.25				865/8-14238BSF	865/8-14238BSFA	865/8-14238BSFV
	2.0	31.8	15.45				865/8-14318BSF	865/8-14318BSFA	865/8-14318BSFV
	2.5	39.7	19.50				865/8-14397BSF	865/8-14397BSFA	865/8-14397BSFV
<b>3/4-12</b> 19.050x2.117	1.0	19.1	7.35	21.8 - 22.4	19.5 19.43 - 19.69	21.53	863/4-12191BSF	863/4-12191BSFA	863/4-12191BSFV
	1.5	28.6	11.65				863/4-12286BSF	863/4-12286BSFA	863/4-12286BSFV
	2.0	38.1	15.95				863/4-12381BSF	863/4-12381BSFA	863/4-12381BSFV
	2.5	47.6	20.25				863/4-12476BSF	863/4-12476BSFA	863/4-12476BSFV
<b>7/8-11</b> 22.225x2.309	1.0	22.2	7.95	25.3 - 26.1	22.7 22.61 - 22.86	24.94	867/8-11222BSF	867/8-11222BSFA	867/8-11222BSFV
	1.5	33.3	12.45				867/8-11333BSF	867/8-11333BSFA	867/8-11333BSFV
	2.0	44.5	17.15				867/8-11445BSF	867/8-11445BSFA	867/8-11445BSFV
	2.5	55.6	21.75				867/8-11556BSF	867/8-11556BSFA	867/8-11556BSFV
<b>1"-10</b> 25.400x2.540	1.0	25.4	8.30	28.6 - 29.4	26.5 26.19 - 26.52	28.38	861"-10254BSF	861"-10254BSFA	861"-10254BSFV
	1.5	38.1	13.20				861"-10381BSF	861"-10381BSFA	861"-10381BSFV
	2.0	50.8	18.05				861"-10508BSF	861"-10508BSFA	861"-10508BSFV
	2.5	63.5	22.80				861"-10635BSF	861"-10635BSFA	861"-10635BSFV

# FILETTI RIPORTATI IN NASTRI DI PLASTICA

## PLASTIC STRIP FEED THREAD INSERTS

Per una posa più veloce. Consigliati per produzioni medio-alte.  
Sicurezza di installare sempre la stessa misura.  
Facile da maneggiare.

*For a faster installation. Recommended for medium-high productions.  
Safety of always installing the same thread size.  
Easy to handle.*




# FILETTI RIPORTATI IN NASTRI DI PLASTICA

## PLASTIC STRIP FEED THREAD INSERTS

# 6

33.36

 <b>x Passo</b> <i>x Pitch</i>	<b>x d</b>	<b>D</b> spessore minimo della base <i>base minimum thickness</i>	<b>Quantità filetti riportati in bobina da 320 mm</b>  <i>Thread inserts quantity 320 mm. coil</i>	<b>Codice standard</b>  <i>Standard code</i>	<b>Codice autobloccante</b>  <i>Self-locking code</i>	<b>Codice verde</b>  <i>Green colour code</i>
<b>M3x0.50</b>	1d	3.0	4000	<b>86M0303N</b>	<b>86M0303NA</b>	<b>86M0303NV</b>
	1.5d	4.50	2500	<b>86M0345N</b>	<b>86M0345NA</b>	<b>86M0345NV</b>
	2d	6.00	2000	<b>86M0306N</b>	<b>86M0306NA</b>	<b>86M0306NV</b>
<b>M4x0.70</b>	1.0	4.00	2000	<b>86M0404N</b>	<b>86M0404NA</b>	<b>86M0404NV</b>
	1.5	6.00	1500	<b>86M0406N</b>	<b>86M0406NA</b>	<b>86M0406NV</b>
	2.0	8.00	1300	<b>86M0408N</b>	<b>86M0408NA</b>	<b>86M0408NV</b>
<b>M5x0.80</b>	1.0	5.00	1500	<b>86M0505N</b>	<b>86M0505NA</b>	<b>86M0505NV</b>
	1.5	7.50	1000	<b>86M0575N</b>	<b>86M0575NA</b>	<b>86M0575NV</b>
	2.0	10.00	750	<b>86M0510N</b>	<b>86M0510NA</b>	<b>86M0510NV</b>
<b>M6x1.00</b>	1.0	6.00	1000	<b>86M0606N</b>	<b>86M0606NA</b>	<b>86M0606NV</b>
	1.5	9.00	750	<b>86M0609N</b>	<b>86M0609NA</b>	<b>86M0609NV</b>
	2.0	12.00	500	<b>86M0612N</b>	<b>86M0612NA</b>	<b>86M0612NV</b>
<b>M8x1.25</b>	1.0	8.00	600	<b>86M0808N</b>	<b>86M0808NA</b>	<b>86M0808NV</b>
	1.5	12.00	400	<b>86M0812N</b>	<b>86M0812NA</b>	<b>86M0812NV</b>
	2.0	16.00	300	<b>86M0816N</b>	<b>86M0816NA</b>	<b>86M0816NV</b>
<b>M10x1.50</b>	1.0	10.00	400	<b>86M1010N</b>	<b>86M1010NA</b>	<b>86M1010NV</b>
	1.5	15.00	250	<b>86M1015N</b>	<b>86M1015NA</b>	<b>86M1015NV</b>
	2.0	20.00	200	<b>86M1020N</b>	<b>86M1020NA</b>	<b>86M1020NV</b>





## Fasteners for sheet metal - Fissaggi per lamiera

### BLIND RIVETS - RIVETTI A STRAPPO



### THREADED INSERTS - INSERTI FILETTATI



### SELF CLINCHING FASTENERS - AUTOFISSANTI



### WELDING STUDS - PERNI A SALDARE



### Fasteners for plastics Fissaggi per la plastica

#### BRASS INSERTS - INSERTI IN OTTONE



### Fasteners for solid parts Fissaggi per corpi pieni

#### SELF-TAPPING, SPECIAL INSERTS BUSSOLE AUTOFILETTANTI, SPECIALI



### Fasteners for tubes - Fissaggi per tubi

#### INSERTS FOR TUBES - INSERTI PER TUBI





**RIVETTI A STRAPPO**  
*BLIND RIVETS*



**INSERTI FILETTATI**  
*THREADED INSERTS*



**AUTOFISSANTI**  
*SELF-CLINCHING  
FASTENERS*



**PERNI A SALDARE**  
*WELDING STUDS*



**FISSAGGI PER MATERIE  
PLASTICHE**  
*FASTENERS FOR PLASTICS*



**SELF-TAPPING, SPECIAL  
INSERTS**  
*BUSSOLE AUTOFILETTANTI,  
SPECIALI*



**INSERTI PER TUBI**  
*INSERTS FOR TUBES*

# FIXI®

**FASTENING SYSTEMS**

Via Bellardi, 40/A - 10146 Torino (Italy)  
Tel. 0039 011.7072398 / 7070877 - Fax 0039 011.7072521  
E-mail: [info@fixi.it](mailto:info@fixi.it) - [www.fixi.it](http://www.fixi.it)

## FIXI® VPL

**VALLE D'AOSTA - PIEMONTE**

**LOMBARDIA - LIGURIA**

Via Valgioie, 94 - 10146 Torino Italy  
Tel. 0039 011.0882009 - Fax 0039 011.0882012  
E-mail: [info@fixivpl.it](mailto:info@fixivpl.it) - [www.fixi.it](http://www.fixi.it)

## FIXI® 3V

**TRENTINO - VENETO - FRIULI**

Via Keplero, 4G/H - Z.I. di Tognana - 35028 Piove di Sacco (PD) Italy  
Tel. 0039 049.8079285 - Fax 0039 049.8087725  
E-mail: [trevenezie@fixitrevenezie.it](mailto:trevenezie@fixitrevenezie.it) - [www.fixi.it](http://www.fixi.it)

## FIXI® ets

**EMILIA ROMAGNA - TOSCANA - SARDEGNA**

Via delle Querce, 22 - 40011 Anzola dell'Emilia (BO) Italy  
Tel. 0039 051.0353243 - Fax 0039 051.0353244  
E-mail: [info@fixiets.it](mailto:info@fixiets.it) - [www.fixi.it](http://www.fixi.it)

## FIXI® u.a

**MARCHE - UMBRIA - ABRUZZO - MOLISE**

Via Roma, 10 - 63078 Pagliare del Tronto Fraz. Spinetoli (AP) Italy  
Tel. 0039 0736.814110 - Fax 0039 0736.984002  
E-mail: [info@fixiua.it](mailto:info@fixiua.it) - [www.fixi.it](http://www.fixi.it)

## FIXI® csi

**CENTRO SUD ITALIA**

Via Alcide De Gasperi, 116 - 63078 Pagliare del Tronto Fraz. Spinetoli (AP) Italy  
Tel. 0039 0736.499445 - E-mail: [info@fixicentrosud.it](mailto:info@fixicentrosud.it) - [www.fixi.it](http://www.fixi.it)

