








INSERTI FILETTATI CILINDRICI GODRONATI - TESTA TONDA
KNURLED CYLINDRICAL THREADED INSERTS - FLAT HEAD
INSERTS FILETÉS CRANTÉS CYLINDRIQUES - TÊTE CYLINDRIQUE
BLINDNIETMUTTERN RUNDSCHAFT GERÄNDELT - FLACHKOPF
TUERCAS REMACHABLES CILINDRICAS ESTRIADAS - CABEZA PLANA



ZIGRINATO SOTTO LA TESTA
KNURLED UNDERNEATH THE HEAD

	S GRIP	D +0,07/-0,1	 +0,1/-0	T +/-0,5	K +/-0,15	L +/-0,5	I ~	
M6	3.5 - 6	8.9	9	13	1.5	19	9	15

MATERIAL: STAINLESS STEEL A2

 MAX TIGHTENING TORQUE (Nm) 15	 PULL-OUT FORCE (N) 16500	 TORQUE TO TURN (Nm) 4,5	 SHEAR FORCE (N) 3000
--	---	--	---

Disegno di proprietà della Fixi S.r.l. - Non può essere copiato, riprodotto o comunicato a terze persone senza autorizzazione.
 Drawing owned by Fixi S.r.l.- It cannot be copied, reproduced or communicated to third parties without permission.

Disegnato da / Designed by: Ufficio Tecnico
Ufficio Tecnico / Tech Office: tech@fixi.it

14/05/2026

CODICE PRODOTTO / PART NUMBER

85IXITTGM06L

FIXI®

FIXI s.r.l. Via Bellardi 40/A
 10146 - Torino (Italy)
 www.fixi.it - info@fixi.it