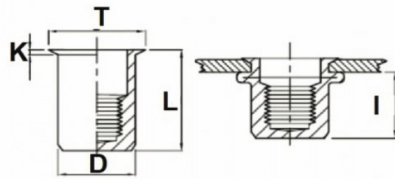





INSERTI FILETTATI CILINDRICI CIECHI - TESTA RIDOTTA
CYLINDRICAL THREADED INSERTS CLOSED END TYPE - REDUCED COUNTERSUNK H.
INSERTS FILETÉS CYLINDRIQUES BORGNES - TÊTE RÉDUITE
BLINDNIETMUTTERN RUNDSCHAFT GESCHLOSSEN - KLEINER SENKKOPF
TUERCAS REMACHABLES CILINDRICAS CIEGAS - CABEZA REDUCIDA

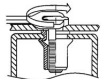
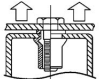
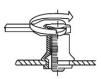
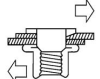


K dopo la posa
K after setting



	GRIP	D +/-0,3	 +0,1/-0	T +/-0,5	K +/-0,15	L +/-0,5	I ~	
M5	0,5 - 2	6,9	7	8	0,5	16,5	12,5	6

MATERIAL: STAINLESS STEEL A2

 MAX TIGHTENING TORQUE (Nm) 6	 PULL-OUT FORCE (N) 11500	 TORQUE TO TURN (Nm) 1,5	 SHEAR FORCE (N) 2000
---	---	--	---

Disegno di proprietà della Fixi S.r.l. - Non può essere copiato, riprodotto o comunicato a terze persone senza autorizzazione.
 Drawing owned by Fixi S.r.l.- It cannot be copied, reproduced or communicated to third parties without permission.

Disegnato da / Designed by: Ufficio Tecnico
 Ufficio Tecnico / Tech Office: tech@fixi.it

24/05/2025

CODICE PRODOTTO / PART NUMBER

85IXITRCM05C

FIXI®

FIXI s.r.l. Via Bellardi 40/A
 10146 - Torino (Italy)
 www.fixi.it - info@fixi.it