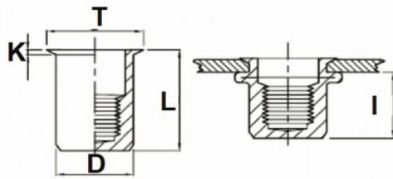





INSERTI FILETTATI CILINDRICI CIECHI - TESTA RIDOTTA
CYLINDRICAL THREADED INSERTS CLOSED END TYPE - REDUCED COUNTERSUNK H.
INSERTS FILETÉS CYLINDRIQUES BORGNES - TÊTE RÉDUITE
BLINDNIETMUTTERN RUNDSCHAFT GESCHLOSSEN - KLEINER SENKKOPF
TUERCAS REMACHABLES CILINDRICAS CIEGAS - CABEZA REDUCIDA







K dopo la posa
K after setting



	GRIP	D +/-0,3	 +0,1/-0	T +/-0,5	K +/-0,15	L +/-0,5	I ~	
M6	0,5 - 2,5	8,9	9	10	0,6	20,5	15,5	11

MATERIAL: STAINLESS STEEL A2

 MAX TIGHTENING TORQUE (Nm) 11	 PULL-OUT FORCE (N) 16500	 TORQUE TO TURN (Nm) 3,5	 SHEAR FORCE (N) 3000
--	---	--	---

Disegno di proprietà della Fixi S.r.l. - Non può essere copiato, riprodotto o comunicato a terze persone senza autorizzazione.
Drawing owned by Fixi S.r.l.- It cannot be copied, reproduced or communicated to third parties without permission.

Disegnato da / Designed by: Ufficio Tecnico
Ufficio Tecnico / Tech Office: tech@fixi.it

24/05/2025

CODICE PRODOTTO / PART NUMBER

85IXITRCM06C

FIXI®

FIXI s.r.l. Via Bellardi 40/A
10146 - Torino (Italy)
www.fixi.it - info@fixi.it