








INSERTI FILETTATI CILINDRICI ALLUMINIO - TESTA SVASATA
CYLINDRICAL ALUMINIUM THREADED INSERTS - COUNTERSUNK HEAD
INSERTS FILETÉS CYLINDRIQUES ALUMINIUM - TÊTE FRAISÉE
BLINDNIETMUTTERN RUNDSCHAFT ALUMINIUM- SENKKOPF
TUERCAS REMACHABLES CLINDRICAS ALUMINIO - CABEZA AVELLANADA



ZIGRINATO SOTTO LA TESTA
KNURLED UNDERNEATH THE HEAD

	S GRIP	D +0,07-0,1	 +0,1/-0	T +/-0,5	K +/-0,15	L +/-0,5	I ~	
M10	3 - 6	11.9	12	15	1.5	20.5	11.5	25

MATERIAL: ALUMINIUM AIMg 2,5

 MAX TIGHTENING TORQUE (Nm) 25	 PULL-OUT FORCE (N) 17500	 TORQUE TO TURN (Nm) 5	 SHEAR FORCE (N) 3800
--	---	---	---

Disegno di proprietà della Fixi S.r.l. - Non può essere copiato, riprodotto o comunicato a terze persone senza autorizzazione.
 Drawing owned by Fixi S.r.l.- It cannot be copied, reproduced or communicated to third parties without permission.

Disegnato da / Designed by: Ufficio Tecnico
Ufficio Tecnico / Tech Office: tech@fixi.it

05/04/2026

CODICE PRODOTTO / PART NUMBER

85ALITSM10L12

FIXI®

FIXI s.r.l. Via Bellardi 40/A
 10146 - Torino (Italy)
 www.fixi.it - info@fixi.it