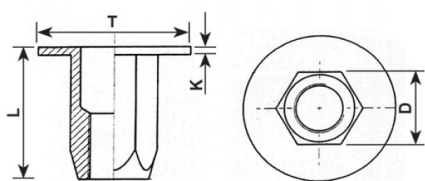



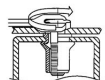
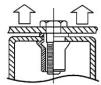
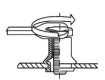
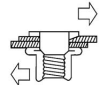


INSERTI FILETTATI SPECIALI ACCIAIO
SPECIAL STEEL THREADED INSERTS
INSERTS FILETÉS SPÉCIAUX ACIER
SONDERANFERTIGUNGEN STAHL
INSERTOS ROSCADOS ESPECIALES ACERO



	S GRIP	D +0,07-0,1		T +0,5	K +0,15	L +0,5	
M6	0.5 - 3	8.9	9.1	18	1.5	16	15

MATERIAL: STEEL ZINC PLATED CR III

			
MAX TIGHTENING TORQUE (Nm) 15	PULL-OUT FORCE (N) 16500	TORQUE TO TURN (Nm) 4,5	SHEAR FORCE (N) 3000

Disegno di proprietà della Fixi S.r.l. - Non può essere copiato, riprodotto o comunicato a terze persone senza autorizzazione.
 Drawing owned by Fixi S.r.l.- It cannot be copied, reproduced or communicated to third parties without permission.

Disegnato da / Designed by: Ufficio Tecnico
Ufficio Tecnico / Tech Office: tech@fixi.it

14/05/2026

CODICE PRODOTTO / PART NUMBER

85ACITLEM06

FIXI®

FIXI s.r.l. Via Bellardi 40/A
 10146 - Torino (Italy)
 www.fixi.it - info@fixi.it